

Document Title	Specification of Service Discovery
Document Owner	AUTOSAR
Document Responsibility	AUTOSAR
Document Identification No	616
Document Classification	Standard
Document Status	Final
Part of AUTOSAR Release	4.2.2

Document Change History		
Release	Changed by	Change Description
4.2.2	AUTOSAR Release Management	<ul style="list-style-type: none"> • Debugging support marked as obsolete • Clarifications • Minor bugfixes
4.2.1	AUTOSAR Release Management	<ul style="list-style-type: none"> • Fixed Service Migration support at client side • Support for more efficient SoAd interface • Optimized StopSubscribe/Subscribe load
4.1.3	AUTOSAR Release Management	<ul style="list-style-type: none"> • Editorial changes • More detailed endpoint handling • More detailed message building
4.1.2	AUTOSAR Release Management	<ul style="list-style-type: none"> • No major changes have been made • Editorial changes • Removed chapter(s) on change documentation
4.1.1	AUTOSAR Administration	<ul style="list-style-type: none"> • Initial Release

Disclaimer

This specification and the material contained in it, as released by AUTOSAR, is for the purpose of information only. AUTOSAR and the companies that have contributed to it shall not be liable for any use of the specification.

The material contained in this specification is protected by copyright and other types of Intellectual Property Rights. The commercial exploitation of the material contained in this specification requires a license to such Intellectual Property Rights.

This specification may be utilized or reproduced without any modification, in any form or by any means, for informational purposes only. For any other purpose, no part of the specification may be utilized or reproduced, in any form or by any means, without permission in writing from the publisher.

The AUTOSAR specifications have been developed for automotive applications only. They have neither been developed, nor tested for non-automotive applications.

The word AUTOSAR and the AUTOSAR logo are registered trademarks.

Advice for users

AUTOSAR specifications may contain exemplary items (exemplary reference models, "use cases", and/or references to exemplary technical solutions, devices, processes or software).

Any such exemplary items are contained in the specifications for illustration purposes only, and they themselves are not part of the AUTOSAR Standard. Neither their presence in such specifications, nor any later documentation of AUTOSAR conformance of products actually implementing such exemplary items, imply that intellectual property rights covering such exemplary items are licensed under the same rules as applicable to the AUTOSAR Standard.

Table of Contents

1	Introduction and functional overview	6
2	Acronyms and abbreviations	7
3	Related documentation.....	8
3.1	Input documents.....	8
3.2	Related standards and norms	8
4	Constraints and assumptions	9
4.1	Limitations	9
4.2	Applicability to car domains.....	9
5	Dependencies to other modules.....	10
5.1	AUTOSAR BSW Scheduler.....	10
5.2	AUTOSAR BSW Mode Manager.....	10
5.3	AUTOSAR Socked Adaptor	10
5.4	AUTOSAR Development Error Tracer.....	10
5.5	AUTOSAR Diagnostic Event Manager.....	10
5.6	File structure	11
5.6.1	Code file structure.....	11
5.6.2	Header file structure.....	11
6	Requirements traceability	12
7	Functional specification	23
7.1	Background & Rationale.....	23
7.2	Requirements.....	25
7.2.1	General requirements	25
7.2.2	Ethernet Communication	27
7.2.3	State Handling	28
7.2.4	Interaction with Socket Adaptor	29
7.3	Message format.....	31
7.3.1	Request ID	32
7.3.2	Protocol Version field	32
7.3.3	Interface Version field	33
7.3.4	Message Type field.....	33
7.3.5	Return Code field	33
7.3.6	Flags field	34
7.3.7	Reserved field.....	35
7.3.8	Entries Array	35
7.3.9	Options Array.....	43
7.3.10	Entries referencing Options	55
7.4	Service Discovery Entry Types.....	58
7.4.1	Entries for Services (common requirements).....	59
7.4.2	FindService entry	60
7.4.3	OfferService entry	61
7.4.4	Building OfferService entries	64
7.4.5	StopOfferService entry.....	65
7.4.6	Eventgroup Entries (Common requirements).....	65

7.4.7	SubscribeEventgroup entry	67
7.4.8	StopSubscribeEventgroup entry	67
7.4.9	SubscribeEventgroupAck entry	68
7.4.10	SubscribeEventgroupNack entry	68
7.4.11	Building SubscribeEventgroup entries	70
7.5	Sending and Receiving of Messages	71
7.5.1	Sequence for message transmission	72
7.5.2	Sequence for message reception	73
7.5.3	Receiving Entries	74
7.6	Timings and repetitions for Server Service and Event Handlers	76
7.6.1	Initial Wait Phase for Server Services	77
7.6.2	Repetition Phase for Server Services	79
7.6.3	Main Phase for Server Services	81
7.6.4	Fan out control	83
7.7	Timings and repetitions for Client Service and Consumed Eventgroups	86
7.7.1	Down Phase for Client Services	86
7.7.2	Initial Wait Phase for Client Services	87
7.7.3	Repetition Phase for Client Services	90
7.7.4	Main Phase for Client Services	92
7.7.5	Fan in control	95
7.8	Extended Production Errors	98
7.9	Error classification	99
7.10	Error detection	100
7.11	Error notification	100
7.12	Debugging	101
8	API specification	102
8.1	Imported Types	102
8.2	Type definitions	102
8.2.1	Sd_ConfigType	102
8.2.2	Sd_ServerServiceSetStateType	102
8.2.3	Sd_ClientServiceSetStateType	103
8.2.4	Sd_ConsumedEventGroupSetStateType	103
8.2.5	Sd_ClientServiceCurrentStateType	103
8.2.6	Sd_ConsumedEventGroupCurrentStateType	103
8.2.7	Sd_EventHandlerCurrentStateType	104
8.3	Function definitions	104
8.3.1	Sd_Init	104
8.3.2	Sd_GetVersionInfo	105
8.3.3	Sd_ServerServiceSetState	106
8.3.4	Sd_ClientServiceSetState	107
8.3.5	Sd_ConsumedEventGroupSetState	108
8.3.6	Sd_LocalIpAddrAssignmentChg	109
8.4	Call-back notifications	110
8.4.1	Sd_RxIndication	110
8.5	Scheduled functions	111
8.5.1	Sd_MainFunction	111
8.6	Expected Interfaces	112
8.6.1	Mandatory Interfaces	112
8.6.2	Optional Interfaces	113

9	Sequence diagrams	114
9.1	CLIENT / SERVER: Sd_RxIndication.....	114
9.2	SERVER: Response Behavior	115
9.3	CLIENT: Response Behavior	116
9.4	SERVER: buildOfferServiceEntry.....	117
9.5	CLIENT: buildSubscribeEventgroupEntry	118
9.6	SERVER: buildSubscribeEventgroupAckEntry	119
9.7	CLIENT / SERVER: TransmitSdMessage	120
9.8	SERVER: AddClientToFanOut.....	121
9.9	SERVER: Start.....	122
9.10	CLIENT: Start.....	123
10	Containers and configuration parameters	124
10.1	Variants.....	124
10.1.1	VARIANT-PRE-COMPILE (Pre-compile Configuration).....	124
10.1.2	VARIANT-LINK-TIME (Link-time Configuration)	124
10.1.3	VARIANT-POST-BUILD (Post-build Configuration).....	124
10.1.4	Sd.....	125
10.1.5	SdGeneral	126
10.1.6	SdConfig.....	128
10.1.7	SdInstance.....	129
10.1.8	SdClientTimer	130
10.1.9	SdServerTimer	133
10.1.10	SdInstanceTxPdu	136
10.1.11	SdInstanceMulticastRxPdu	137
10.1.12	SdInstanceUnicastRxPdu	138
10.1.13	SdServerService.....	139
10.1.14	SdClientService	143
10.1.15	SdClientCapabilityRecord.....	147
10.1.16	SdConsumedEventGroup.....	148
10.1.17	SdConsumedMethods	151
10.1.18	SdEventHandler	152
10.1.19	SdEventHandlerMulticast	155
10.1.20	SdEventHandlerTcp.....	156
10.1.21	SdEventHandlerUdp	157
10.1.22	SdProvidedMethods	158
10.1.23	SdServerCapabilityRecord	159
10.1.24	SdInstanceDemEventParameterRefs.....	160
10.2	Published Information.....	161

1 Introduction and functional overview

The AUTOSAR Service Discovery module offers functionality to detect and offer available services – i.e. functional entities – within the vehicle network. To do so, it makes use of the IP Multicast and so called SOME/IP-SD messages.

The Service Discovery module (Sd) is located between the AUTOSAR BSW Mode Manager module (BswM) and the AUTOSAR Socket Adaptor module (SoAd).

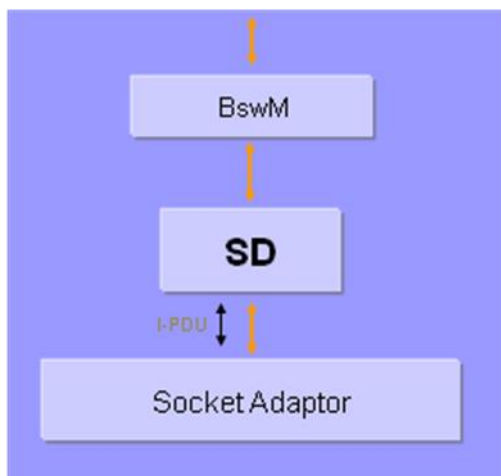


Figure 1 – Interaction of the AUTOSAR Service Discovery module

2 Acronyms and abbreviations

Abbreviation / Acronym:	Description:
BswM	Basis software manager
ECU	Electronic Control Unit
DEM	Diagnostic Event Manager
DET	Development Error Tracer
SD	Service Discovery
Sd	Service Discovery Module in AUTOSAR
SoAd	Socket Adaptor
SOME/IP	Scalable service-Oriented MiddlwarE over IP
SOME/IP-SD	SOME/IP Service Discovery

3 Related documentation

3.1 Input documents

- [1] AUTOSAR Layered Software Architecture:
AUTOSAR_EXP_LayeredSoftwareArchitecture.pdf
- [2] AUTOSAR Basis Software Mode Manager:
AUTOSAR_SWS_BSWModeManager.pdf
- [3] AUTOSAR Socket Adaptor:
AUTOSAR_SWS_SocketAdaptor.pdf
- [4] AUTOSAR SRS BSW General
AUTOSAR_SRS_BSWGeneral.pdf
- [5] AUTOSAR SRS Ethernet
AUTOSAR_SRS_Ethernet.pdf

3.2 Related standards and norms

N/A

4 Constraints and assumptions

4.1 Limitations

N/A

4.2 Applicability to car domains

N/A

5 Dependencies to other modules

5.1 AUTOSAR BSW Scheduler

The BSW Scheduler calls the main functions of the Service Discovery module, which is necessary for the cyclic processes of the Service Discovery.

5.2 AUTOSAR BSW Mode Manager

The BswM module provides the link between the generic mode requests and the service requests.

5.3 AUTOSAR Socked Adaptor

The Socked Adaptor hands over service requests between the Ethernet Stack and the Service Discovery Module.

The Service Discovery module shall be able to activate and de-activate the PDU routing from and to TCP/IP-sockets and trigger the initial transport of events (triggered transmit).

The SoAds Socket Connection Table needs to be pre-configured to receive the unicast and multicast messages sent by Service Discovery modules of other ECUs. As the ECU might be connected to multiple (virtual) networks, there can exist multiple Service Discovery Instances, which may have multiple Socket Connection Table entries. The triples of Unicast Rx, Multicast Rx, and Tx PduIDs for each (virtual) interface need to be configured in the SoAd and known to the Service Discovery module.

Additionally the Service Discovery module updates endpoint information (IP address and port number) in socket connections (SoAdSocketConnection), which the Service Discovery module extracts from received Service Discovery messages.

For robustness reasons these UDP Sockets should only be used for SD messages and the option `SoAdSocketUdpStrictHeaderLenCheckEnabled` should be turned on.

5.4 AUTOSAR Development Error Tracer

In order to be able to report development errors, the Service Discovery module has to have access to the error hook of the Development Error Tracer.

5.5 AUTOSAR Diagnostic Event Manager

In order to be able to report production errors the Service Discovery module has to have access to the Diagnostic Event Manager.

5.6 File structure

5.6.1 Code file structure

[SWS_SD_00001]

The code file structure shall not be defined within this specification completely. At this point it shall be pointed out that the code-file structure shall include the following files named:

- Sd_Lcfg.c – for link time configurable parameters and
- Sd_PBcfg.c – for post build time configurable parameters.

These files shall contain all link time and post-build time configurable parameters.

∅()

5.6.2 Header file structure

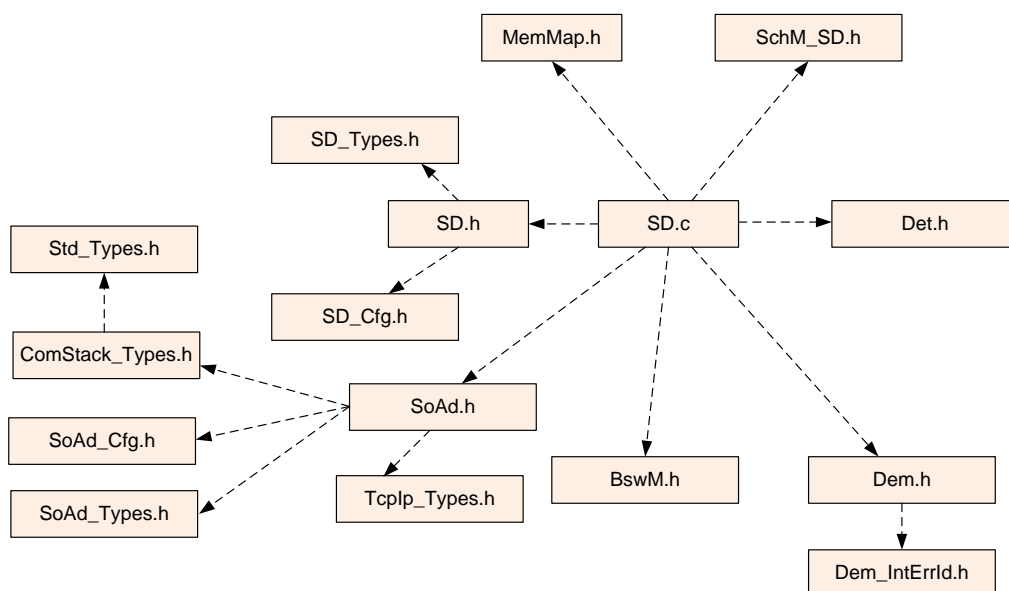


Figure 5.1: Header file structure

[SWS_SD_00003]

The module shall include the Dem.h file. By this inclusion, the APIs to report errors as well as the required Event Id symbols are included.

This specification defines the name of the Event Id symbols which are provided by XML to the DEM configuration tool. The DEM configuration tool assigns ECU dependent values to the Event Id symbols and publishes the symbols in Dem_IntErrId.h.

∅()

6 Requirements traceability

Requirement	Description	Satisfied by
-	-	SWS_SD_00001
-	-	SWS_SD_00003
-	-	SWS_SD_00004
-	-	SWS_SD_00005
-	-	SWS_SD_00007
-	-	SWS_SD_00011
-	-	SWS_SD_00013
-	-	SWS_SD_00017
-	-	SWS_SD_00019
-	-	SWS_SD_00020
-	-	SWS_SD_00021
-	-	SWS_SD_00024
-	-	SWS_SD_00026
-	-	SWS_SD_00029
-	-	SWS_SD_00030
-	-	SWS_SD_00031
-	-	SWS_SD_00032
-	-	SWS_SD_00033
-	-	SWS_SD_00034
-	-	SWS_SD_00035
-	-	SWS_SD_00036
-	-	SWS_SD_00037
-	-	SWS_SD_00039
-	-	SWS_SD_00040
-	-	SWS_SD_00106
-	-	SWS_SD_00107
-	-	SWS_SD_00108
-	-	SWS_SD_00109
-	-	SWS_SD_00110
-	-	SWS_SD_00111
-	-	SWS_SD_00112
-	-	SWS_SD_00113
-	-	SWS_SD_00114
-	-	SWS_SD_00115
-	-	SWS_SD_00116
-	-	SWS_SD_00117

-	-	SWS_SD_00118
-	-	SWS_SD_00119
-	-	SWS_SD_00120
-	-	SWS_SD_00121
-	-	SWS_SD_00122
-	-	SWS_SD_00124
-	-	SWS_Sd_00125
-	-	SWS_SD_00126
-	-	SWS_SD_00129
-	-	SWS_SD_00130
-	-	SWS_SD_00131
-	-	SWS_SD_00132
-	-	SWS_SD_00133
-	-	SWS_SD_00134
-	-	SWS_SD_00135
-	-	SWS_SD_00136
-	-	SWS_SD_00137
-	-	SWS_SD_00138
-	-	SWS_SD_00139
-	-	SWS_SD_00140
-	-	SWS_SD_00141
-	-	SWS_SD_00142
-	-	SWS_SD_00143
-	-	SWS_SD_00144
-	-	SWS_SD_00145
-	-	SWS_SD_00146
-	-	SWS_SD_00147
-	-	SWS_SD_00149
-	-	SWS_SD_00150
-	-	SWS_SD_00151
-	-	SWS_SD_00152
-	-	SWS_SD_00153
-	-	SWS_SD_00154
-	-	SWS_SD_00155
-	-	SWS_SD_00156
-	-	SWS_SD_00157
-	-	SWS_SD_00158
-	-	SWS_SD_00159
-	-	SWS_SD_00160

-	-	SWS_SD_00161
-	-	SWS_SD_00162
-	-	SWS_SD_00163
-	-	SWS_SD_00164
-	-	SWS_SD_00165
-	-	SWS_SD_00166
-	-	SWS_SD_00167
-	-	SWS_SD_00168
-	-	SWS_SD_00169
-	-	SWS_SD_00170
-	-	SWS_SD_00172
-	-	SWS_SD_00173
-	-	SWS_SD_00174
-	-	SWS_SD_00175
-	-	SWS_SD_00176
-	-	SWS_SD_00177
-	-	SWS_SD_00178
-	-	SWS_SD_00179
-	-	SWS_SD_00180
-	-	SWS_SD_00181
-	-	SWS_SD_00182
-	-	SWS_SD_00183
-	-	SWS_SD_00184
-	-	SWS_SD_00185
-	-	SWS_SD_00186
-	-	SWS_SD_00187
-	-	SWS_SD_00188
-	-	SWS_SD_00189
-	-	SWS_SD_00190
-	-	SWS_SD_00192
-	-	SWS_SD_00193
-	-	SWS_SD_00194
-	-	SWS_SD_00195
-	-	SWS_SD_00197
-	-	SWS_SD_00198
-	-	SWS_SD_00199
-	-	SWS_SD_00200
-	-	SWS_SD_00201
-	-	SWS_SD_00202

-	-	SWS_SD_00203
-	-	SWS_SD_00204
-	-	SWS_SD_00205
-	-	SWS_SD_00206
-	-	SWS_SD_00207
-	-	SWS_SD_00208
-	-	SWS_SD_00209
-	-	SWS_SD_00210
-	-	SWS_SD_00211
-	-	SWS_SD_00212
-	-	SWS_SD_00213
-	-	SWS_SD_00214
-	-	SWS_SD_00215
-	-	SWS_SD_00216
-	-	SWS_SD_00217
-	-	SWS_SD_00218
-	-	SWS_SD_00219
-	-	SWS_SD_00220
-	-	SWS_SD_00221
-	-	SWS_SD_00222
-	-	SWS_SD_00223
-	-	SWS_SD_00224
-	-	SWS_SD_00225
-	-	SWS_SD_00226
-	-	SWS_SD_00240
-	-	SWS_SD_00253
-	-	SWS_SD_00254
-	-	SWS_SD_00267
-	-	SWS_SD_00281
-	-	SWS_SD_00289
-	-	SWS_SD_00290
-	-	SWS_SD_00291
-	-	SWS_SD_00292
-	-	SWS_SD_00293
-	-	SWS_SD_00294
-	-	SWS_SD_00295
-	-	SWS_SD_00296
-	-	SWS_SD_00297
-	-	SWS_SD_00298

-	-	SWS_SD_00299
-	-	SWS_SD_00300
-	-	SWS_SD_00301
-	-	SWS_SD_00303
-	-	SWS_SD_00304
-	-	SWS_SD_00306
-	-	SWS_SD_00307
-	-	SWS_SD_00312
-	-	SWS_SD_00313
-	-	SWS_SD_00314
-	-	SWS_SD_00315
-	-	SWS_SD_00316
-	-	SWS_SD_00317
-	-	SWS_SD_00318
-	-	SWS_SD_00319
-	-	SWS_SD_00320
-	-	SWS_SD_00321
-	-	SWS_SD_00323
-	-	SWS_SD_00325
-	-	SWS_SD_00329
-	-	SWS_SD_00330
-	-	SWS_SD_00331
-	-	SWS_SD_00332
-	-	SWS_SD_00333
-	-	SWS_SD_00334
-	-	SWS_SD_00336
-	-	SWS_SD_00338
-	-	SWS_SD_00340
-	-	SWS_SD_00341
-	-	SWS_SD_00342
-	-	SWS_SD_00343
-	-	SWS_SD_00344
-	-	SWS_SD_00345
-	-	SWS_SD_00347
-	-	SWS_SD_00348
-	-	SWS_SD_00349
-	-	SWS_SD_00350
-	-	SWS_SD_00351
-	-	SWS_SD_00352

-	-	SWS_SD_00353
-	-	SWS_SD_00354
-	-	SWS_SD_00355
-	-	SWS_SD_00357
-	-	SWS_SD_00358
-	-	SWS_SD_00362
-	-	SWS_SD_00363
-	-	SWS_SD_00365
-	-	SWS_SD_00367
-	-	SWS_SD_00369
-	-	SWS_SD_00371
-	-	SWS_SD_00373
-	-	SWS_SD_00374
-	-	SWS_SD_00375
-	-	SWS_SD_00376
-	-	SWS_SD_00377
-	-	SWS_SD_00380
-	-	SWS_SD_00381
-	-	SWS_SD_00382
-	-	SWS_SD_00385
-	-	SWS_SD_00386
-	-	SWS_SD_00387
-	-	SWS_SD_00390
-	-	SWS_SD_00391
-	-	SWS_SD_00392
-	-	SWS_SD_00393
-	-	SWS_SD_00394
-	-	SWS_SD_00395
-	-	SWS_SD_00396
-	-	SWS_SD_00397
-	-	SWS_SD_00398
-	-	SWS_SD_00399
-	-	SWS_SD_00400
-	-	SWS_SD_00402
-	-	SWS_SD_00403
-	-	SWS_SD_00404
-	-	SWS_SD_00405
-	-	SWS_SD_00407
-	-	SWS_SD_00408

-	-	SWS_SD_00409
-	-	SWS_SD_00410
-	-	SWS_SD_00411
-	-	SWS_SD_00412
-	-	SWS_SD_00413
-	-	SWS_SD_00414
-	-	SWS_SD_00415
-	-	SWS_SD_00416
-	-	SWS_SD_00417
-	-	SWS_SD_00418
-	-	SWS_SD_00419
-	-	SWS_SD_00420
-	-	SWS_SD_00421
-	-	SWS_SD_00422
-	-	SWS_SD_00423
-	-	SWS_SD_00424
-	-	SWS_SD_00425
-	-	SWS_SD_00426
-	-	SWS_SD_00427
-	-	SWS_SD_00428
-	-	SWS_SD_00429
-	-	SWS_SD_00430
-	-	SWS_SD_00431
-	-	SWS_SD_00432
-	-	SWS_SD_00434
-	-	SWS_SD_00435
-	-	SWS_SD_00437
-	-	SWS_SD_00438
-	-	SWS_SD_00439
-	-	SWS_SD_00440
-	-	SWS_SD_00442
-	-	SWS_SD_00443
-	-	SWS_SD_00444
-	-	SWS_SD_00445
-	-	SWS_SD_00446
-	-	SWS_SD_00447
-	-	SWS_SD_00448
-	-	SWS_SD_00449
-	-	SWS_SD_00450

-	-	SWS_SD_00451
-	-	SWS_SD_00452
-	-	SWS_SD_00453
-	-	SWS_SD_00454
-	-	SWS_SD_00455
-	-	SWS_SD_00456
-	-	SWS_SD_00457
-	-	SWS_SD_00458
-	-	SWS_SD_00459
-	-	SWS_SD_00460
-	-	SWS_SD_00461
-	-	SWS_SD_00462
-	-	SWS_SD_00463
-	-	SWS_SD_00464
-	-	SWS_SD_00465
-	-	SWS_SD_00466
-	-	SWS_SD_00467
-	-	SWS_SD_00468
-	-	SWS_SD_00469
-	-	SWS_SD_00470
-	-	SWS_SD_00471
-	-	SWS_SD_00472
-	-	SWS_SD_00473
-	-	SWS_SD_00474
-	-	SWS_SD_00475
-	-	SWS_SD_00476
-	-	SWS_SD_00477
-	-	SWS_SD_00478
-	-	SWS_SD_00479
-	-	SWS_SD_00480
-	-	SWS_SD_00481
-	-	SWS_SD_00482
-	-	SWS_SD_00483
-	-	SWS_SD_00484
-	-	SWS_SD_00485
-	-	SWS_SD_00486
-	-	SWS_SD_00487
-	-	SWS_SD_00488
-	-	SWS_SD_00489

-	-	SWS_SD_00490
-	-	SWS_SD_00491
-	-	SWS_SD_00492
-	-	SWS_SD_00493
-	-	SWS_SD_00494
-	-	SWS_SD_00495
-	-	SWS_SD_00496
-	-	SWS_SD_00497
-	-	SWS_SD_00501
-	-	SWS_SD_00502
-	-	SWS_SD_00503
-	-	SWS_SD_00504
-	-	SWS_SD_00505
-	-	SWS_SD_00506
-	-	SWS_SD_00509
-	-	SWS_SD_00510
-	-	SWS_SD_00511
-	-	SWS_SD_00512
-	-	SWS_SD_00513
-	-	SWS_SD_00514
-	-	SWS_SD_00515
-	-	SWS_SD_00550
-	-	SWS_SD_00551
-	-	SWS_SD_00552
-	-	SWS_SD_00553
-	-	SWS_SD_00560
-	-	SWS_SD_00569
-	-	SWS_SD_00600
-	-	SWS_SD_00601
-	-	SWS_SD_00603
-	-	SWS_SD_00604
-	-	SWS_SD_00605
-	-	SWS_SD_00606
-	-	SWS_SD_00607
-	-	SWS_SD_00608
-	-	SWS_SD_00609
-	-	SWS_SD_00610
-	-	SWS_SD_00622
-	-	SWS_SD_00623

-	-	SWS_SD_00624
-	-	SWS_SD_00625
-	-	SWS_SD_00626
-	-	SWS_SD_00627
-	-	SWS_SD_00650
-	-	SWS_SD_00651
-	-	SWS_SD_00652
-	-	SWS_SD_00653
-	-	SWS_SD_00654
-	-	SWS_SD_00655
-	-	SWS_SD_00656
-	-	SWS_SD_00657
-	-	SWS_SD_00658
-	-	SWS_SD_00659
-	-	SWS_SD_00660
-	-	SWS_SD_00661
-	-	SWS_SD_00662
-	-	SWS_SD_00663
-	-	SWS_SD_00664
-	-	SWS_SD_00665
-	-	SWS_SD_00670
-	-	SWS_SD_00671
-	-	SWS_SD_00672
-	-	SWS_SD_00673
-	-	SWS_SD_00674
-	-	SWS_SD_00675
-	-	SWS_SD_00676
-	-	SWS_SD_00677
-	-	SWS_SD_00678
-	-	SWS_SD_00679
-	-	SWS_SD_00680
-	-	SWS_SD_00681
-	-	SWS_SD_00682
-	-	SWS_SD_00683
-	-	SWS_SD_00684
-	-	SWS_SD_00685
-	-	SWS_SD_00686
-	-	SWS_SD_00687
-	-	SWS_SD_00688

-	-	SWS_SD_00690
-	-	SWS_SD_00691
-	-	SWS_SD_00692
-	-	SWS_SD_00693
-	-	SWS_SD_00694
-	-	SWS_SD_00695
-	-	SWS_SD_00696
-	-	SWS_SD_00697
-	-	SWS_SD_00698
-	-	SWS_SD_00699
-	-	SWS_SD_00700
-	-	SWS_SD_00701
-	-	SWS_SD_00702
-	-	SWS_SD_00703
-	-	SWS_SD_00704
-	-	SWS_SD_00705
-	-	SWS_SD_00706
-	-	SWS_SD_00707
-	-	SWS_SD_00708
-	-	SWS_SD_00709
-	-	SWS_SD_00710
-	-	SWS_SD_00711

7 Functional specification

7.1 Background & Rationale

The main tasks of the Service Discovery Module are managing the availability of functional entities called *services* in the in-vehicle communication as well as controlling the send behavior of event messages. This allows sending only event messages to receivers requiring them (Publish/Subscribe). The solution described here is also known as SOME/IP-SD (Scalable service-Oriented MiddlewarE over IP – Service Discovery).

With Service Discovery different ECUs can offer Service Instances and find available Service Instances within the vehicle network. An ECU can stop offering a Service Instance it was offering before. Later finds to such a service instance will remain unanswered. Service Instances are single implementations of a service that is defined by its service interface. In the AUTOSAR context, a find is an operation to identify available Service Instances and their locations.

In addition to the status of Service Instances, the Service Discovery is able to control sending special messages called events. These events are grouped into Eventgroups, which the Service Discovery can turn on/off in a Publish/Subscribe manner; thus, turning the sending and receiving of the events of this Eventgroup on/off.

For the remainder of this document, the following definitions apply:

- Service – A functional entity that offers an interface.
- Service Instance – A single instance of the Service.
- Offer – A message entry that offers a Service Instance.
- Stop Offer – A message that stops offering a Service Instance.
- Find – A message entry used to find a Service Instance.
- Event – a message send by an ECU implementing a Service Instance to an ECU using this Service Instance.
- Eventgroup – A logical grouping of 1 or more events. An Eventgroup is part of a Service.

Figure 2 shows the interaction between Services and Eventgroups. On the abstract level, the service can contain zero to many Eventgroups. However, when creating the overall system, this information has to be configured into different ECUs with different roles (clients and servers). When instantiating the Services and the contained Eventgroups, the ServerServices and ClientServices as well as the EventHandlers and ConsumedEventgroups are instantiated from the Services and Eventgroups.

A local ECU needs to deal with two different kinds of services:

- Server Services – The local ECU **offers** *Server Service Instances* (i.e. located locally) to the rest of the vehicle and can be considered the server for this Service Instance.
- Client Services – The local ECU **may use** *Server Service Instances* offered by another ECU inside the vehicle and can be considered a client to this Service Instance.

For Server Services the local ECUs Service Discovery module has to (server role):

- Offer the local service, when it is available; i.e. the SWC(s) offering the service are ready and the service is available in the current state of the ECU.
- Take back the offer of the local service (stop offer), when the service is no longer available.
- Answer and respond to finds of other ECUs.

For Client Services the local ECUs Service Discovery module has to (client role):

- Listen for offers and finds depending of the configuration store this information in volatile memory.
- Listen for stop offers and depending of the configuration store this information in volatile memory.
- Send finds depending on the state of the current ECU and its SWCs.

Service Discovery can be used to manage Publish/Subscribe relationships as well. In the Service Discovery based Publish/Subscribe use-case one ECU (Publish/Subscribe Client with ConsumedEventgroup) is interested in receiving some data from (subscribing to) another ECU (Publish/Subscribe Server with EventHandler).

While the Subscribe is defined explicitly in the SD message, the Publish is based on the availability of the service Instance itself (OfferService entry). Based on the offered Service Instance the Publish/Subscribe Client may subscribe via SubscribeEventgroup entries. The Publish/Subscribe Server will now use this subscription to register the Publish/Subscribe Client as an interested party in some information specified by the subscription and start sending that information to the Publish/Subscribe Client pending some event or time-out.

As optimization, the SD supports sending event messages to multiple clients using single multicast messages instead of a unicast message per client.

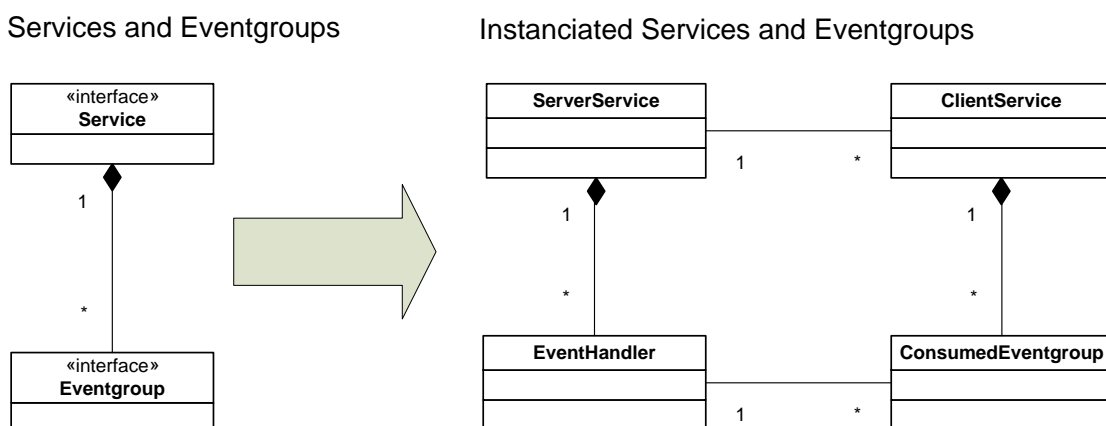


Figure 2 – Overview of Services and Eventgroups

7.2 Requirements

7.2.1 General requirements

[SWS_SD_00400]

It shall be possible to configure the Service Discovery module as an optional AUTOSAR BSW Module. Please refer to the SystemTemplate for configuration.

]()

[SWS_SD_00004]

The Service Discovery shall implement a main function, which shall be called cyclically according to configuration parameter `SdMainFunctionCycleTime`.

]()

[SWS_SD_00005]

The Service Discovery module shall store the `ServiceModeRequest`, which is provided via the BswM by calling the

APIs `Sd_ServerServiceSetState()`, `Sd_ClientServiceSetState()`, and `Sd_ConsumedEventGroupSetState()` respectively.

`Sd_EventHandlerSetState()` does currently not exist, since this state is directly deduced from the state of Server Service by the Service Discovery.

]()

Note:

Based on the interaction with SWCs, the following modes can be requested by the BswM module:

Server SWCs via `Sd_ServerServiceSetState()`:

- `SD_SERVER_SERVICE_DOWN`
- `SD_SERVER_SERVICE_AVAILABLE`

Client SWCs via `Sd_ClientServiceSetState()`:

- `SD_CLIENT_SERVICE_RELEASED`
- `SD_CLIENT_SERVICE_REQUESTED`

Client SWCs via `Sd_ConsumedEventGroupSetState()`

- `SD_CONSUMED_EVENTGROUP_RELEASED`
- `SD_CONSUMED_EVENTGROUP_REQUESTED`

“`SD_SERVER_SERVICE_DOWN`” implies that the local SWC(s) offering this Service Instance are not ready to communicate,

“`SD_SERVER_SERVICE_AVAILABLE`” implies that the local SWC(s) offering this Service Instance are ready to communicate,

“`SD_CLIENT_SERVICE_RELEASED`” implies that the local SWC(s) using this Service Instance do not need to communicate with this Service Instance,

“SD_CLIENT_SERVICE_REQUESTED” implies that the local SWC(s) using this service is ready to communicate with this Service Instance and needs this Service Instance,

“SD_CONSUMED_EVENTGROUP_RELEASED” implies that the local SWC(s) using this Consumed Eventgroup do not need the events of this Consumed Eventgroup,

“SD_CONSUMED_EVENTGROUP_REQUESTED” implies that the local SWC(s) using this Consumed Eventgroup need the events of this Consumed Eventgroup.

[SWS_SD_00007]

The following CurrentStates shall be available for reporting to BswM module via `BswM_Sd_ClientServiceCurrentState()`, `BswM_Sd_ConsumedEventGroupCurrentState()`, and `BswM_Sd_EventHandlerCurrentState()` respectively:

- SD_CLIENT_SERVICE_DOWN
 - SD_CLIENT_SERVICE_AVAILABLE

 - SD_CONSUMED_EVENTGROUP_DOWN
 - SD_CONSUMED_EVENTGROUP_AVAILABLE

 - SD_EVENT_HANDLER_RELEASED
 - SD_EVENT_HANDLER_REQUESTED
-]

Note:

“SD_CLIENT_SERVICE_DOWN” tells the local SWC(s) that this Service Instance is not available,

“SD_CLIENT_SERVICE_AVAILABLE” tells the local SWC(s) that this Service Instance is available,

“SD_CONSUMED_EVENTGROUP_DOWN” tells the local SWC(s) that this Consumed Eventgroup is not currently subscribed,

“SD_CONSUMED_EVENTGROUP_AVAILABLE” tells the local SWC(s) that this Consumed Eventgroup is currently subscribed (i.e. events are received),

“SD_EVENT_HANDLER_RELEASED” tells the local SWC(s) that no client is currently subscribed to this Eventgroup,

“SD_EVENT_HANDLER_REQUESTED” tells the local SWC(s) that at least one client is currently subscribed to this Eventgroup.

[SWS_SD_00011]

Every configured Server Service Instance shall have an ECU wide, unique `SdServerServiceHandleId`.

]

[SWS_SD_00437]

Every configured Client Service Instance shall have an ECU wide, unique `SdClientServiceHandleId`.

]()

[SWS_SD_00438]

Every configured Consumed Event Group shall have an ECU wide, unique `SdConsumedEventGroupHandleId`.

]()

[SWS_SD_00439]

Every configured Event Handler shall have an ECU wide, unique `SdEventHandlerHandleId`.

]()

Note for SWS_SD_00011, _00437, _00438, and _00439:

The IDs defined by the above requirements are needed in order to identify the Service Instances and Eventgroups in the control API between Sd and BswM.

This is even valid for Instances or Eventgroups with the same Service ID and/or the same Service Instance ID.

7.2.2 Ethernet Communication

[SWS_SD_00013]

Every Service Discovery Configuration Instance (see configuration container `SdInstance`) shall have at least one TxPdu ID, one RxPdu ID for Unicast, and one RxPdu ID for Multicast (see configuration parameter `SdInstanceTxPdu`, `SdInstanceUnicastRxPdu`, and `SdInstanceMulticastRxPdu` respectively).

]()

[SWS_SD_00017]

For different links, separate Service Discovery instance containers shall be configured.

]()

Note:

Links in this regards also includes different virtual links using Ethernet VLANs.

[SWS_SD_00697]

A SD Instance does only support a single Address Family (i.e. IPv4 or IPv6). This address family shall be learned by means of the SoAd configuration of `SdInstanceTxPdu`, `SdInstanceUnicastRxPdu`, and `SdInstanceMulticastRxPdu` (local address).

]()

7.2.3 State Handling

[SWS_SD_00019]

The Service Discovery module shall store the status of all statically configured Service Instances and Eventgroups separately.

]()

[SWS_SD_00020]

After initialization of the Service Discovery module by the call of the API `Sd_Init()`, all configured Server Service Instances shall have the state “SD_SERVER_SERVICE_DOWN”, unless a Server Service Instance has `SdServerServiceAutoAvailable` set to true, then the state shall be set to “SD_SERVER_SERVICE_AVAILABLE”.

]()

[SWS_SD_00021]

After initialization of the Service Discovery module by calling of the API `Sd_Init()`, all configured Client Service Instances shall have the state “SD_CLIENT_SERVICE_RELEASED”, unless a Client Service Instance has `SdClientServiceAutoRequired` set to true, then the state shall be set to “SD_CLIENT_SERVICE_REQUESTED”.

]()

[SWS_SD_00440]

After initialization of the Service Discovery module by calling of the API `Sd_Init()`, all configured Eventgroups shall have the state “SD_CONSUMED_EVENTGROUP_RELEASED”, unless a Consumed Eventgroup has “`SdConsumedEventGroupAutoRequired`” set to true, then the state shall be set to “SD_CONSUMED_EVENTGROUP_REQUESTED” as soon as the associated Client Service Instance is requested.

]()

[SWS_SD_00402]

The Service Discovery module shall store all IP address assignment states referenced by server and client Service Instances.

]()

[SWS_SD_00442]

If `Sd_ConsumedEventGroupSetState` is called with `SD_CONSUMED_EVENTGROUP_REQUESTED` while its Client Service Instance is still released (`SD_CLIENT_SERVICE_RELEASED`) `E_NO_OK` shall be returned.

]()

[SWS_SD_00443]

If `Sd_ClientServiceSetState()` is called with `SD_CLIENT_SERVICE_RELEASED` while one or more of its Eventgroups are still requested (`SD_CONSUMED_EVENTGROUP_REQUESTED`) the Service Discovery shall interpret this the same way as these Eventgroups were called with `SD_CONSUMED_EVENTGROUP_RELEASED` first.
|()

7.2.4 Interaction with Socket Adaptor**[SWS_SD_00024]**

The Service Discovery module shall be able to enable/disable routing groups within the SoAd module using the APIs `SoAd_EnableRouting()`, `SoAd_DisableRouting()`, `SoAd_EnableSpecificRouting()`, and `SoAd_DisableSpecificRouting()` for Server- and Client Service Instances.
|()

[SWS_SD_00699] The Service Discovery module shall be able to trigger the sending of initial Events using the API `SoAd_IfSpecificRoutingGroupTransmit()`.
|()

[SWS_SD_00026]

The Service Discovery module shall be able to reference RoutingGroup(s) per Service Instance/Eventgroup. See the following configuration parameters:

- `SdClientServiceActivationRef` (in `SdConsumedMethods`)
- `SdConsumedEventGroupMulticastActivationRef`
- `SdConsumedEventGroupTcpActivationRef`
- `SdConsumedEventGroupUdpActivationRef`
- `SdServerServiceActivationRef` (in `SdProvidedMethods`)
- `SdEventActivationRef` (in `SdEventHandlerMulticast`)
- `SdEventActivationRef` (in `SdEventHandlerTcp`)
- `SdEventTriggeringRef` (in `SdEventHandlerTcp`)
- `SdEventActivationRef` (in `SdEventHandlerUdp`)
- `SdEventTriggeringRef` (in `SdEventHandlerUdp`)

|()

[SWS_SD_00700]

The Service Discovery module shall be able to reference SocketConnections and SocketConnectionGroups per Service Instance/Eventgroup. See the following configuration parameters:

- SdClientServiceTcpRef (Service Instance and Eventgroups)
- SdClientServiceUdpRef (Service Instance and Eventgroups)
- SdConsumedEventGroupMulticastGroupRef (Eventgroup)
- SdServerServiceTcpRef (Service Instance and Eventgroups)
- SdServerServiceUdpRef (Service Instance and Eventgroups)
- SdMulticastEventSoConRef in SdEventHandlerMulticast (Eventgroup)

|()

[SWS_SD_00029]

The Service Discovery module shall only call SoAd_IfTransmit() if an IP address is assigned; i.e.: Sd_LocalIpAddressAssignmentChg() has been called with the current state TCPIP_IPADDR_STATE_ASSIGNED.

|()

[SWS_SD_00709]

Ignore, if SoAd_IfTransmit() returns E_NOT_OK.

|()

[SWS_SD_00459]

For all SD messages sent and received via the Socket Adaptor module, the header mode shall be activated.

|()

[SWS_SD_00460]

For all SD messages sent and received via the Socket Adaptor module, the SoAdTxPduHeaderId and the SoAdRxPduHeaderId shall be set to 0xFFFF8100 respectively.

|()

Note: This ensures that the SoAd creates the first part of the SOME/IP header (32bit Message ID followed by a 32bit Length field) as needed for SOME/IP-SD. The remainder of the SD messages is created by this module (see chapter 7.3).

7.3 Message format

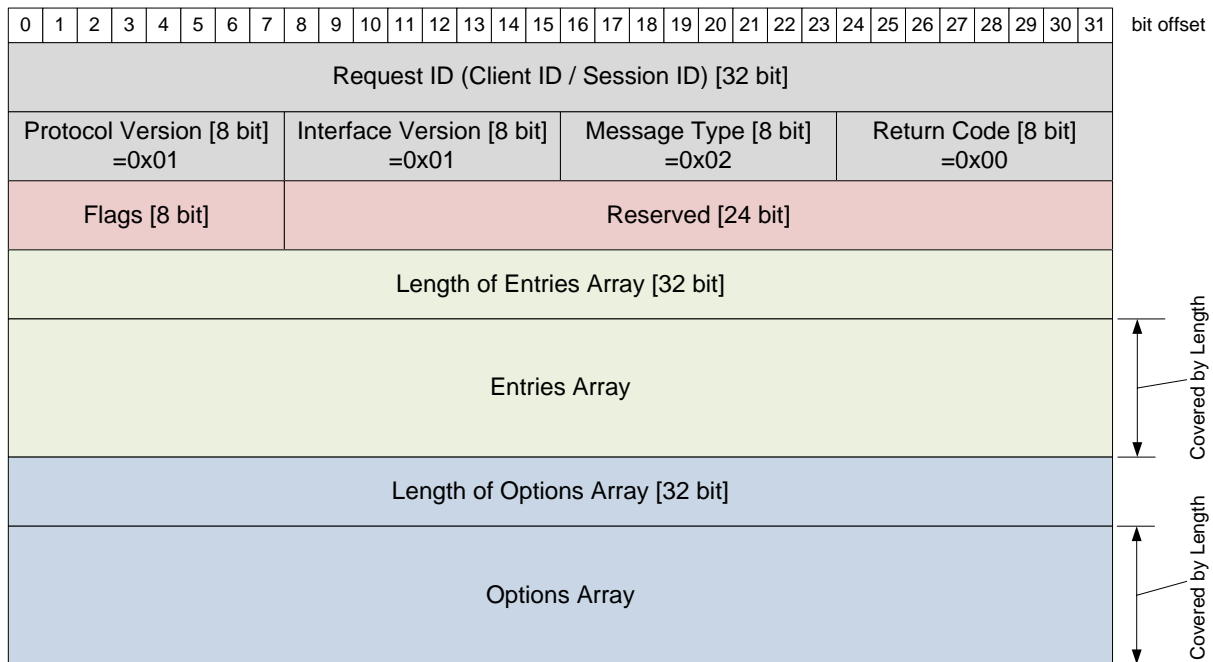


Figure 3 – Overview of the Service Discovery message format

[SWS_SD_00037]

If not defined otherwise, all fields in the Service Discovery messages shall be in Network Byte Order (i.e. Big Endian Byte Order).

]()

[SWS_SD_00030]

All Service Discovery messages shall follow the Service Discovery Message layout shown in Figure 3.

]()

[SWS_SD_00031]

The Service Discovery message format shall contain the following fields in the following order:

- Request ID (Client ID / Session ID) [32 Bit]
- Protocol Version [8 bit]
- Interface Version [8 Bit]
- Message Type [8 bit]
- Return Code [8 bit]
- Flags [8 bit]
- Reserved [24 bit]
- Length of Entries Array [32 bit]
- Entries Array (length in bytes defined by the “Length of Entries Array”)
- Length of Options Array [32 bit]
- Option Array (length in bytes defined by the “Length of Options Array”)

]()

7.3.1 Request ID

This chapter describes the requirements related to the Request ID field. The Request ID is made up of Client ID and Session ID. While the Client ID is not used for Service Discovery, the Session ID is used to detect the reboot or restart of other Service Discovery instances in the vehicle in order to repair the local state of the Service Discovery module.

[SWS_SD_00032]

The Request ID field shall consist of a Client ID field [16 bits] and a Session ID field [16 bits].

]()

[SWS_SD_00033]

The Client ID shall be set statically to 0x0000.

]()

[SWS_SD_00034]

After initialization of the Service Discovery Module, the Session ID for messages sent by the local ECU shall be 0x0001.

]()

[SWS_SD_00035]

The Session ID shall be incremented and stored separately for multicast and every single unicast communication partner every time `SoAd_IfTransmit()` is called.

]()

Note to SWS_SD_00034 and SWS_SD_00035: This means that the first SD message sent out to the multicast address has Session ID 0x0001 as well as the first SD message sent out to any unicast communication partner has the Session ID 0x0001 as well.

]()

[SWS_SD_00036]

Every time, the Session ID wraps around, the Session ID shall restart with the value 0x0001.

]()

Note to SWS_SD_00036: Wrap around means that the current value of the Session ID is the max value (0xFFFF) and the next increment would mean the counter must start again.

7.3.2 Protocol Version field

The Protocol Version field is used to describe the current version of SOME/IP.

[SWS_SD_00140]

The length of the Protocol Version field shall be 8 bits.

]()

[SWS_SD_00141]

The value for the Protocol Version field shall be statically set to 0x01.

]()

7.3.3 Interface Version field

The Interface Version field is used to describe the current version of the SOME/IP service; i.e. the current version of SOME/IP-SD itself.

[SWS_SD_00142]

The length of the Interface Version field shall be 8 bits.

]()

[SWS_SD_00143]

The value for the Interface Version field shall be statically set to 0x01.

]()

7.3.4 Message Type field

The Message Type field is used to differentiate the types of SOME/IP messages. SOME/IP-SD uses only event messages; thus, it always uses the same type.

[SWS_SD_00144]

The length of the Message Type field shall be 8 bits.

]()

[SWS_SD_00145]

The value for the Message Type field shall be statically set to 0x02.

]()

7.3.5 Return Code field

The Return Code is used to signal whether a request was successfully been processed. This is not applicable for SOME/IP-SD; therefore, the return code will be statically set to 0x00.

[SWS_SD_00146]

The length of the Return Code field shall be 8 bits.

]()

[SWS_SD_00147]

The Return Code field shall be statically set to 0x00.

]()

7.3.6 Flags field

With the Flags field the SOME/IP-SD header starts. It is used to signal global Service Discovery information, which includes currently the state of the last reboot as well as the capability of receiving unicast messages.

[SWS_SD_00149]

The length of the Flags field shall be 8 bits.

]()

[SWS_SD_00150]

The first bit of the Flags field (highest order bit) shall be called Reboot Flag.

]()

[SWS_SD_00151]

The Reboot Flag shall be set to '1' for all messages after reboot until the Session ID of the Request ID field wraps and thus starts with 0x0001 again. After that the Reboot Flag shall be set to '0'.

]()

[SWS_SD_00445]

The Service Discovery shall keep track of the last received of a communication partner Session ID value and Reboot Flag value independently for unicast and multicast. This means that the communication partners values received over multicast shall not be updated by a unicast message.

]()

[SWS_SD_00446]

A reboot of the communication partner shall be detected based on consecutive Service Discovery messages (for communication partner; unicast and multicast separated) in the following two ways:

- Reboot Flag changes from '0' to '1' or
- Session ID decreases, while Reboot Flag stays '1'.

]()

[SWS_SD_00447]

The Service Discovery may also detect reboots based on the unicast information.

]()

[SWS_SD_00448]

A reboot detected with Session ID and Reboot Flag shall lead to expiration of the local state that is controlled by this communication partner.

In case of a reboot of a server, of which the client uses a service, the client shall handle the reboot as if a Stop Offer entry was received (see also SWS_SD_00367 for further details)

In case of a reboot of a server, of which the client uses a service, the server shall handle the reboot as if a StopSubscribeEventgroup entry was received (see also SWS_SD_00345 for further details).

]()

[SWS_SD_00152]

The second bit of the Flag field (second highest order bit) shall be called Unicast Flag.

]()

[SWS_SD_00153]

The Unicast Flag of the Flag field shall be set to Unicast Flag and shall be set to '1', meaning: This ECU supports receiving Unicast messages.

]()

[SWS_SD_00154]

Undefined bits within the Flag field shall be statically set to '0'.

]()

7.3.7 Reserved field

This Reserved field is not currently used and left empty for further enhancements of the SOME/IP-SD protocol.

[SWS_SD_00155]

The length of the Reserved field shall be 24 bits.

]()

[SWS_SD_00156]

All bits of the Reserved field shall be statically set to 0 binary.

]()

7.3.8 Entries Array

When SOME/IP-SD find or offers Service Instances or handles subscriptions this is done by so called entries, which are transported in the entry array of the SOME/IP-SD message (see Figure 3).

7.3.8.1 Length of Entries Array

[SWS_SD_00157]

The length of the first field of the Entries Array shall be 32 bits.

]()

[SWS_SD_00158]

The first field of the Entries Array shall carry the amount of bytes of the Entries Array (excluding this 32 bit field carrying the length information).

]()

7.3.8.2 Entry Format Type 1

Two types of Entries exist: Type 1 Entries for Services and Type 2 Entries for Eventgroups.

[SWS_SD_00159]

The Type 1 Entries shall have the following layout:

0	1	2	3	4	5	6	7	8	9	10	11	12	13	14	15	16	17	18	19	20	21	22	23	24	25	26	27	28	29	30	31	bit offset
Type								Index 1st options								Index 2nd options								# of opt 1				# of opt 2				
Service ID																Instance ID																
Major Version								TTL																								
Minor Version																																

Figure 4 – Layout of Type 1 Entries (Entries for Services)

]()

[SWS_SD_00160]

The length of the Type 1 Entry shall be 16 bytes.

]()

[SWS_SD_00161]

The Type 1 format shall contain the following fields in the following order and sizes:

- Type [8 bits]
- Index 1st option [8 bits]
- Index 2nd option [8 bits]
- # of opt 1 [4 bits]
- # of opt 2 [4 bits]
- Service ID [16 bits]
- Instance ID [16 bits]
- Major Version [8 bits]
- TTL [24 bits]
- Minor Version [32 bits]

]()

[SWS_SD_00162]

The Type field of the Type 1 Entry format layout shall carry one of the following values:

- 0x00 to encode FindService
- 0x01 to encode OfferService and StopOfferService

]()

[SWS_SD_00163]

The “Index First Option Run” field of the Type 1 Entry format layout shall have a fixed size of 8 bits.

]()

[SWS_SD_00164]

The “Index First Option Run” field of the Type 1 Entry format layout shall carry the index of the first option of the first option run of this entry in the option array.

]()

[SWS_SD_00165]

The “Index Second Option Run” field of the Type 1 Entry format layout shall have a fixed size of 8 bits.

]()

[SWS_SD_00166]

The “Index Second Option Run” field of the Type 1 Entry format layout shall carry the index of the first option of the second option run of this entry in the option array.

]()

[SWS_SD_00167]

The “Number of Option 1” field of the Type 1 Entry format layout shall have a fixed size of 4 bits.

]()

[SWS_SD_00168]

The “Number of Option 1” of the Type 1 Entry format layout shall carry the number of options the first option run uses.

]()

[SWS_SD_00169]

The “Number of Option 2” field of the Type 1 Entry format layout shall have a fixed size of 4 bits.

]()

[SWS_SD_00170]

The “Number of Option 2” field of the Type 1 Entry format layout shall carry the number of options the second option run uses.

]()

[SWS_SD_00622]

If the number of options is set to zero, the option run is considered empty.

]()

[SWS_SD_00623]

For empty runs the Index (i.e. Index First Option Run and/or Index Second Option Run) shall be set to zero.

]()

[SWS_SD_00624]

Implementations shall accept and process incoming SD messages with option run length set to zero and option index not set to zero.

]()

[SWS_SD_00172]

The Service ID field of the Type 1 Entry format shall have a fixed size of 16 bits.

]()

[SWS_SD_00173]

The Service ID field of the Type 1 Entry format layout shall carry the Service ID of the service, statically configured using the parameter `SdServerServiceID` and `SdClientServiceID`, depending on being a server or client entry.

]()

[SWS_SD_00174]

The Instance ID field of the Type 1 Entry format layout shall have a fixed size of 16 bits.

]()

[SWS_SD_00175]

The Instance ID field of the Type 1 Entry format layout shall carry the Instance ID of the service, statically configured using the parameter `SdServerServiceInstanceID` and `SdClientServiceInstanceID`, depending on being a server or client entry.

]()

[SWS_SD_00176]

If not a single but all instances are addressed, the Instance ID field of the Type 1 Entry format layout shall be set to 0xFFFF.

]()

[SWS_SD_00177]

The Major Version field of the Type 1 Entry format layout shall have a fixed size of 8 bits.

]()

[SWS_SD_00178]

The Major Version field of the Type 1 Entry format layout shall carry the `SdServerServiceMajorVersion` and `SdClientServiceMajorVersion`, depending on being a server or client entry.

]()

[SWS_SD_00179]

The TTL field of the Type 1 Entry format layout shall have a fixed size of 24 bits.
J()

[SWS_SD_00180]

The TTL field of the Type 1 Entry format layout defines the lifetime of the entry in seconds configured using the parameter `SdServerTimerTTL` and `SdClientTimerTTL`, except for Stop-Entries, which have a TTL of 0.
J()

[SWS_SD_00181]

The Minor Version field of the Type 1 Entry format layout shall have a fixed size of 32 bits.
J()

[SWS_SD_00182]

The Minor Version field of the Type 1 Entry format layout shall carry the `SdServerServiceMinorVersion` and `SdClientServiceMinorVersion`.
J()

7.3.8.3 Entry Format Type 2

The Type 2 Entries format shall be used for Eventgroups.

0	1	2	3	4	5	6	7	8	9	10	11	12	13	14	15	16	17	18	19	20	21	22	23	24	25	26	27	28	29	30	31	bit offset
Type								Index 1st options								Index 2nd options								# of opt 1		# of opt 2						
Service ID																Instance ID																
Major Version								TTL																								
Reserved (0x000)												Counter				Eventgroup ID																

Figure 5 – Layout of Type 2 Entries (Entries for Eventgroups)

[SWS_SD_00183]

The length of Type 2 Entries shall be 16 bytes.
J()

[SWS_SD_00184]

The Type 2 format shall contain the following fields in the following order and sizes:

- Type [8 bits]
- Index 1st option [8 bits]
- Index 2nd option [8 bits]
- # of opt 1 [4 bits]
- # of opt 2 [4 bits]
- Service ID [16 bits]
- Instance ID [16 bits]
- Major Version [8 bits]
- TTL [24 bits]
- Reserved [12 bits]
- Counter [4 bits]
- Eventgroup ID [16 bits]

]()

[SWS_SD_00385]

The Type field of the Type 2 Entry format layout shall carry one of the following values, depending on the purpose of the message sent:

- 0x06 to encode SubscribeEventgroup and StopSubscribeEventgroup
- 0x07 to encode SubscribeEventgroupAck and SubscribeEventgroupNack]()

[SWS_SD_00386]

The “Index First Option Run” field of the Type 2 Entry format layout shall carry the index of the first option of the first option run of this entry in the option array.

]()

[SWS_SD_00185]

The “Index First Option Run” field of the Type 2 Entry format layout shall have a fixed size of 8 bits.

]()

[SWS_SD_00187]

The “Index Second Option Run” field of the Type 2 Entry format layout shall carry the index of the first option of the second option run of this entry in the option array.

]()

[SWS_SD_00186]

The “Index Second Option Run” field of the Type 2 Entry format layout shall have a fixed size of 8 bits.

]()

[SWS_SD_00387]

The “Number of Option 1” field of the Type 2 Entry format layout shall have a fixed size of 4 bits.

]()

[SWS_SD_00188]

The “Number of Option 1” field of the Type 2 Entry format layout shall carry the number of options the first option run uses.

]()

[SWS_SD_00189]

The “Number of Option 2” field of the Type 2 Entry format layout shall have a fixed size of 4 bits.

]()

[SWS_SD_00190]

The “Number of Option 2” field of the Type 2 Entry format layout shall carry the number of options the second option run uses.

]()

[SWS_SD_00625]

If the number of options is set to zero, the option run is considered empty.

]()

[SWS_SD_00626]

For empty runs the Index (i.e. Index First Option Run and/or Index Second Option Run) shall be set to zero.

]()

[SWS_SD_00627]

Implementations shall accept and process incoming SD messages with option run length set to zero and option index not set to zero.

]()

[SWS_SD_00192]

The Service ID field of the Type 2 shall have a fixed size of 16 bits.

]()

[SWS_SD_00193]

The Service ID field of the Type 2 Entry format layout shall carry the Service ID of the eventgroups service, statically configured using the parameter `SdServerServiceID` and `SdClientServiceID`, depending on being a server or client entry.

]()

[SWS_SD_00194]

The Instance ID field of the Type 2 Entry format layout shall have a fixed size of 16 bits.

]()

[SWS_SD_00195]

The Instance ID field of the Type 2 Entry format layout shall carry the Instance ID of the eventgroups service statically configured using the parameter `SdServerServiceInstanceID` and `SdClientServiceInstanceID`, depending on being a server or client entry.

|()

[SWS_SD_00197]

The Major Version field of the Type 2 Entry format layout shall have a fixed size of 8 bits.

|()

[SWS_SD_00198]

The Major Version field of the Type 2 Entry format layout shall carry the `SdServerServiceMajorVersion` and `SdClientServiceMajorVersion`, depending on being a server or client entry.

|()

[SWS_SD_00199]

The TTL field of the Type 2 Entry format layout shall have a fixed size of 24 bits.

|()

[SWS_SD_00200]

The TTL field of the Type 2 Entry format layout defines the lifetime of the entry in seconds configured using the parameter `SdServerTimerTTL` and `SdClientTimerTTL`, except for Stop- or Nack-Entries, which use a TTL of 0.

|()

[SWS_SD_00201]

The Reserved field of the Type 2 Entry format layout shall have a fixed size of 12 bits.

|()

[SWS_SD_00202]

The Reserved field, which follows the TTL field of the Type 2 Entry format layout, shall be statically set to 0x000.

|()

[SWS_SD_00691]

The Counter field of the Type 2 Entry format layout shall have a fixed size of 4 bits.

|()

[SWS_SD_00692]

The Counter field, which follows the Reserved field of the Type 2 Entry format layout, is used to differentiate identical Type 2 Entries (e.g. multiple subscriptions to same Eventgroup).

|()

[SWS_SD_00203]

The Eventgroup ID field of the Type 2 Entry format layout shall have a fixed size of 16 bits.

]()

[SWS_SD_00204]

The Eventgroup ID field of the Type 2 Entry format layout shall carry the ID of an Eventgroup, configured using the parameter `SdConsumedEventGroupID`.

]()

[SWS_SD_00476]

Type 2 Entries (Entries for Eventgroups) shall not use “any values” as Service ID (i.e. 0xFFFF), Instance ID (i.e. 0xFFFF), Eventgroup ID (i.e. 0xFFFF), and/or Major Version (i.e. 0xFF).

]()

7.3.9 Options Array

The Option array is the last part of the Service Discovery Message (see Figure 3). The options in the options array carry additional information.

7.3.9.1 Configuration Option

The Configuration Option transports additional attributes of entries in the Service Discovery messages. Between 0 and n configuration items can be transported using the Configuration Option. These configuration items can include for example the name of the host or the Service.

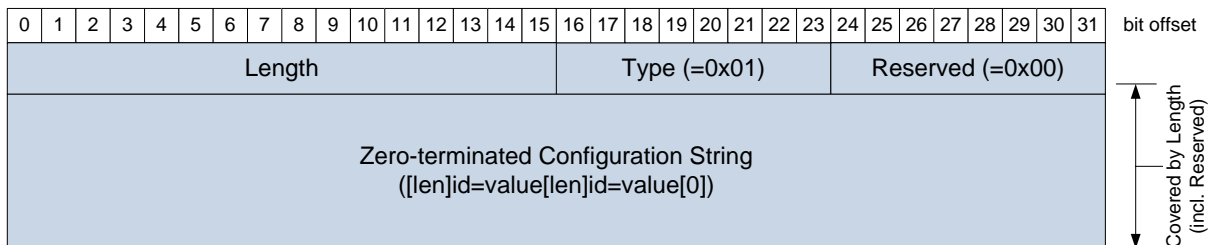


Figure 6 – Configuration Option

[SWS_SD_00205]

The option format shall contain the following fields in the following order and sizes:

- Length [16 bits]
- Type [8 bits]
- Reserved [8 bits]
- Zero-terminated Configuration String (format e.g. for two configuration items [len]id=value[len]id=value[0])

]()

[SWS_SD_00206]

The Length field shall carry the total number of bytes occupied by the configuration option, excluding the 16 bit Length field and the 8 bit type flag.

()

[SWS_SD_00207]

The Type field of the Configuration Option field shall be statically set to 0x01.

()

[SWS_SD_00208]

The Reserved field of the Configuration Option field shall be statically set to 0x00.

()

[SWS_SD_00292]

The Configuration String shall be constructed as follows from the SdServerCapabilityRecord and SdClientCapabilityRecord (Eventgroups shall include the Services CapabilityRecord as well):

- For every SdServerCapabilityRecordKey/ SdServerCapabilityRecordValue or SdClientServiceCapabilityRecordKey/ SdClientServiceCapabilityRecordValue pair:
 - A *config_item_string* is constructed of the concatenation of key, "=", and value.
 - The length of this *config_item_string* is written as uint8 to the configuration string.
 - The *config_item_string* is appended to the configuration string.
- Append a 0x00 uint8 at the end. This means no further *config_item_string* follows.

()

Example for Configuration Option:

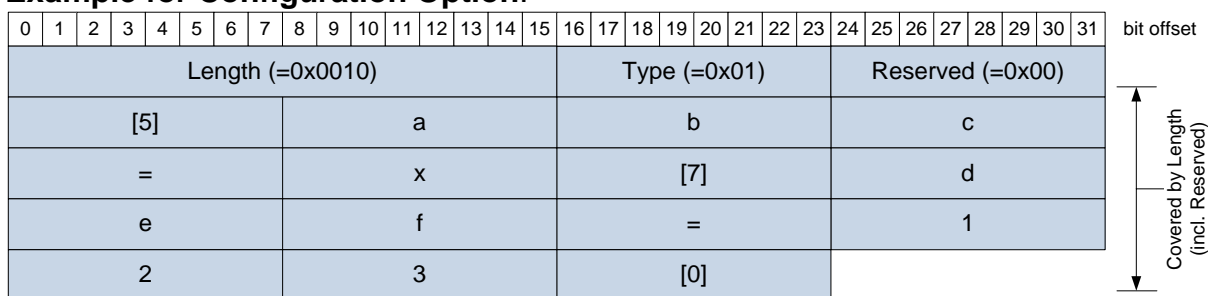


Figure 7 – Example for Configuration Option

[SWS_SD_00461]

SdServerCapabilityRecordValue and SdClientServiceCapabilityRecordValue are allowed to be empty. This means that after "=" the next length uint8 or "0" follows.

()

[SWS_SD_00466]

Receiving a `config_item_string` without an “=” sign shall be interpreted as key present without value.

]()

[SWS_SD_00467]

Multiple `config_item_string` with the same key in a single configuration option shall be supported.

]()

[SWS_SD_00468]

If `SdInstanceHostname` exists, a key “hostname” with the value set to the string of this configuration item shall be added to the Configuration Option.

]()

[SWS_SD_00293]

Services exist, that are not identified by a unique 16 Bit Service ID but a unique value of the key *otherserv*. These services use the Service ID 0xFFFE and must always carry a configuration option with an *otherserv* record. ECUs receiving an entry with Service ID 0xFFFE shall use the configuration option and the *otherserv* record within in order to identify the relevant Service or Eventgroup configuration item. This means that two Service Instance with the same Service ID and Service Instance ID may exist as long as their *otherserv* record is different.

The configuration option shall be built based on configuration parameters mentioned in [SWS_SD_00292](#).

]()

7.3.9.2 IPv4 Endpoint Option

This chapter describes the fields and values of the IPv4 Endpoint Option, which transports IP Address, Layer 4 Protocols (e.g. UDP or TCP), and Port Number; thus, the information needed to communicate with a service.

When receiving a Service Discovery message offering a service and transporting an IPv4 Endpoint Option, ECUs receiving this message can dynamically configure the Socket Adaptor for using this service by updating a Socket Connection.

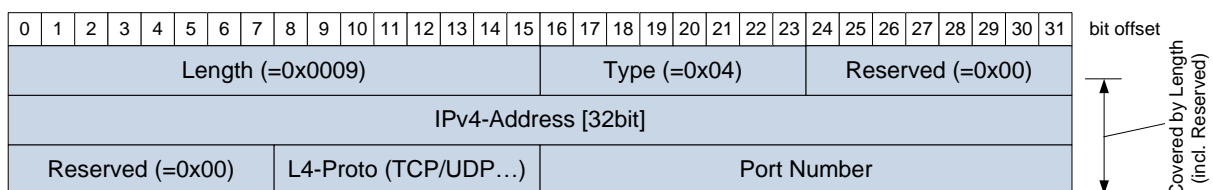


Figure 8 – IPv4 Endpoint Option format

[SWS_SD_00653]

Every OfferService entry shall reference up to two IPv4 Endpoint Options (up to one for UDP and up to one for TCP) that describe endpoint(s) (IP and Port) the server accepts methods on and sends events from for this service instance.

]()

[SWS_SD_00654]

Different service instances of the same service on the same ECU shall use different endpoints, so that they can be differentiated by the endpoints. Different services may share the same endpoints.

]()

[SWS_SD_00655]

Every SubscribeEventgroup entry shall reference up to two IPv4 Endpoint Options (up to one for UDP and up to one for TCP) that describe(s) the endpoints (IP and Port) the client wishes to receive events. The client shall use these endpoints for sending methods as well.

]()

[SWS_SD_00209]

The *Length* field of the IPv4 Endpoint Option shall be set to 0x0009.

]()

Note: That is the size of this option not including the length and type fields.

[SWS_SD_00210]

The *Type* field of the IPv4 Endpoint Option shall be statically set to 0x04.

]()

[SWS_SD_00211]

The *Reserved* field of the IPv4 Endpoint Option (followed by the IPv4-Address field) shall be statically set to 0x00.

]()

[SWS_SD_00212]

The *IPv4-Address* field [32 bits] of the IPv4 Endpoint Option shall be set to the local IP address of the relevant Service or Eventgroup.

]()

[SWS_SD_00213]

The *Reserved* field of the IPv4 Endpoint Option shall statically be set to 0x00.

]()

[SWS_SD_00214]

The Layer 4 Protocol field [8 bits] (*L4-Proto*) of the IPv4 Endpoint Option shall be set to one of the following values, depending on the port specified:

- 0x06: TCP
- 0x11: UDP

]()

[SWS_SD_00215]

The *Port Number* field [16 bits] of the IPv4 Endpoint Option shall carry the UDP or TCP port number for the service instance or Eventgroup.

]()

7.3.9.3 IPv6 Endpoint Option

This chapter describes the fields and values of the IPv6 Endpoint Option, which is the same as the IPv4 Endpoint Option except that it transport IPv6 Addresses instead IPv4 Addresses.

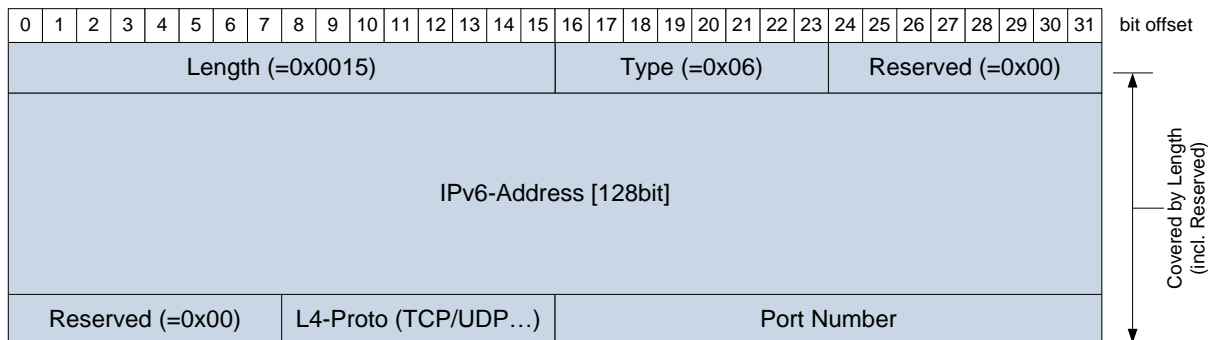


Figure 9 – IPv6 Endpoint Option format

[SWS_SD_00656]

Every OfferService entry shall reference up to two IPv6 Endpoint Options (up to one for UDP and up to one for TCP) that describe endpoint(s) (IP and Port) the server accepts methods on and sends events from for this service instance.

]()

[SWS_SD_00657]

Different service instances of the same service on the same ECU shall use different endpoints, so that they can be differentiated by the endpoints. Different services may share the same endpoints.

]()

[SWS_SD_00658]

Every SubscribeEventgroup entry shall reference up to two IPv6 Endpoint Options (up to one for UDP and up to one for TCP) that describe(s) the endpoints (IP and Port) the client wishes to receive events. The client shall use these endpoints for sending methods as well.

]()

[SWS_SD_00216]

The *Length* field [16 bits] of the IPv6 Endpoint Option shall be set to 0x0015.

]()

Note: That is the size of this option not including the length and type fields.

[SWS_SD_00217]

The *Type* field [8 bits] of the IPv6 Endpoint Option shall be statically set to 0x06.

]()

[SWS_SD_00218]

The *Reserved* field [8 bits] of the IPv6 Endpoint Option (followed by the IPv6-Address field) of the Configuration Option segment shall be statically set to 0x00.

]()

[SWS_SD_00219]

The *IPv6-Address* field [128 bits] of the IPv6 Endpoint Option shall be set to the local IP address of the relevant Service or Eventgroup.

]()

[SWS_SD_00220]

The *Reserved* field [8 bits] of the IPv6 Endpoint Option shall statically be set to 0x00.

]()

[SWS_SD_00221]

The Layer 4 Protocol field [8 bits] (*L4-Proto*) of the IPv6 Endpoint Option shall be set to one of the following values, depending on the port specified:

- 0x06: TCP
- 0x11: UDP

]()

[SWS_SD_00222]

The *Port Number* field [16 bits] of the IPv6 Endpoint Option shall carry the UDP or TCP port number for the service instance or Eventgroup.

]()

7.3.9.4 IPv4 Multicast Option

The IPv4 Multicast Option is used by the server to announce the IPv4 multicast address, the transport layer protocol (ISO/OSI layer 4), and the port number the multicast events and multicast notification events are sent to. As transport layer protocol, only UDP is supported.

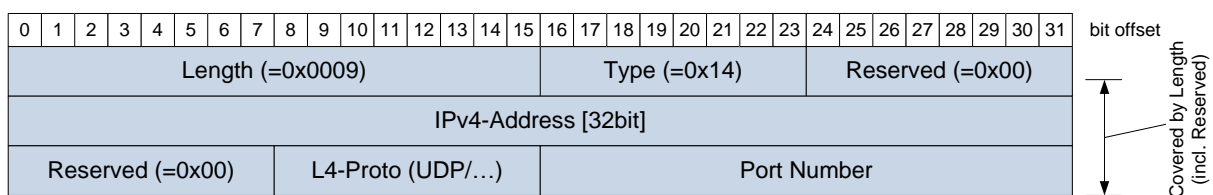


Figure 10 – IPv4 Multicast Option format

[SWS_SD_00659]

IPv4 Multicast Options shall be only referenced by SubscribeEventgroupAck entries, describing the multicast destination IP address and port multicast events shall be sent to.

]()

[SWS_SD_00390]

The *Length* field [16 bits] of the IPv4 Multicast Option shall be set to 0x0009.

]()

Note: That is the size of this option not including the length and type fields.

[SWS_SD_00391]

The *Type* field [8 bits] of the IPv4 Multicast Option shall be statically set to 0x14.
I()

[SWS_SD_00392]

The *Reserved* field [8 bits] of the IPv4 Multicast Option (followed by the IPv4-Address field) of the Configuration Option segment shall be statically set to 0x00.
I()

[SWS_SD_00393]

The *IPv4-Address* field [32 bits] of the IPv4 Multicast Option shall be set to the Multicast IP address of the Eventgroup.
I()

[SWS_SD_00394]

The *Reserved* field [8 bits] of the IPv4 Multicast Option shall statically be set to 0x00.
I()

[SWS_SD_00395]

The Layer 4 Protocol field [8 bits] (*L4-Proto*) of the IPv4 Multicast Option shall be set to 0x11 (UDP).
I()

[SWS_SD_00396]

The *Port Number* field [16 bits] of the IPv4 Multicast Option shall carry the port number for transporting Multicast Events of the Eventgroup.
I()

7.3.9.5 IPv6 Multicast Option

The IPv6 Multicast Option is used by the server to announce the IPv6 multicast address, the transport layer protocol (ISO/OSI layer 4), and the port number the multicast events and multicast notification events are sent to. As transport layer protocol, only UDP is supported.

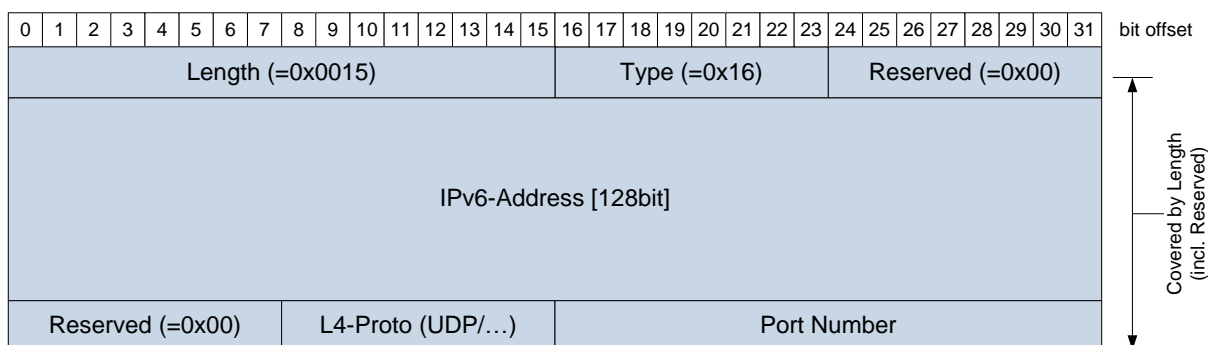


Figure 11 – IPv6 Multicast Option format

[SWS_SD_00660]

IPv6 Multicast Options shall be only referenced by SubscribeEventgroupAck entries, describing the multicast destination IP address and port multicast events shall be

sent to.

]()

[SWS_SD_00397]

The *Length* field [16 bits] of the IPv6 Multicast Option shall be set to 0x0015.

]()

Note: That is the size of this option not including the length and type fields.

[SWS_SD_00398]

The *Type* field [8 bits] of the IPv6 Multicast Option shall be statically set to 0x16.

]()

[SWS_SD_00399]

The *Reserved* field [8 bits] of the IPv6 Multicast Option (followed by the IPv6-Address field) shall be statically set to 0x00.

]()

[SWS_SD_00404]

The *IPv6-Address* field [128 bits] of the IPv6 Multicast shall be set to the Multicast IP address of the Eventgroup.

]()

[SWS_SD_00413]

The *Reserved* field [8 bits] of the IPv6 Multicast Option shall statically be set to 0x00.

]()

[SWS_SD_00414]

The Layer 4 Protocol field [8 bits] (*L4-Proto*) of the IPv6 Multicast Option shall be set 0x11 (UDP).]()

[SWS_SD_00415]

The *Port Number* field [16 bits] of the IPv6 Multicast Option shall carry the port number for transporting Multicast Events of the Eventgroup.

]()

7.3.9.6 IPv4 SD Endpoint Option

The IPv4 SD Endpoint Option transports the endpoint (i.e. IP-Address and Port) of the senders SD implementation. This is used to identify the SOME/IP-SD Instance in cases in which the IP-Address and/or Port Number cannot be used.

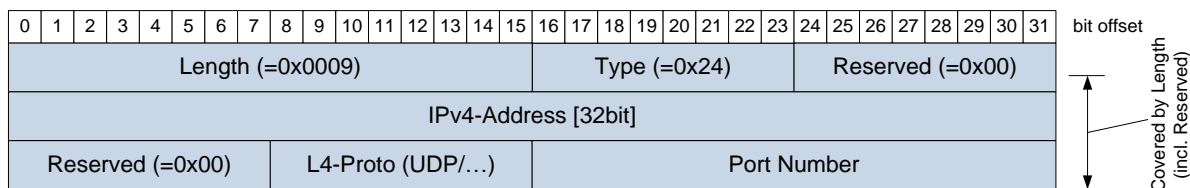


Figure 12 – IPv4 SD Endpoint Option

[SWS_SD_00670]

The IPv4 SD Endpoint Option shall be included in any SD Options Array up to one time.

]()

[SWS_SD_00671]

The IPv4 SD Endpoint Option shall only be included if the SOME/IP-SD message is transported over IPv4.

]()

[SWS_SD_00672]

The IPv4 SD Endpoint Option shall be the first option in the options array, if it exists.

]()

[SWS_SD_00673]

If more than one IPv4 SD Endpoint Option is received, only the first shall be processed and all further IPv4 SD Endpoint Options shall be ignored.

]()

[SWS_SD_00674]

No SD Entry shall reference the IPv4 SD Endpoint Option.

]()

[SWS_SD_00675]

If the IPv4 SD Endpoint Option is included in the SD message, the receiving SD implementation shall use the content of this option instead of the Source IP Address and Source Port Number.

]()

Note: This is important for answering the received SD message (e.g. Offer after Find or Subscribe after Offer or Subscribe Ack after Subscribe) as well as the reboot detection (channel based on SD Endpoint Option and not the addresses in the message).

[SWS_SD_00676]

The IPv4 SD Endpoint Option shall use the Type 0x24.

]()

[SWS_SD_00677]

The IPv4 SD Endpoint Option shall specify the IPv4-Address, the transport layer protocol (ISO/OSI layer 4) used, and a Port Number.

]()

[SWS_SD_00678]

The Format of the IPv4 SD Endpoint Option shall be as follows:

- Length [uint16]: Shall be set to 0x0009.
 - Type [uint8]: Shall be set to 0x24.
 - Reserved [uint8]: Shall be set to 0x00.
 - IPv4-Address [uint32]: Shall transport the unicast IP-Address of SOME/IP-SD as four Bytes.
 - Reserved [uint8]: Shall be set to 0x00.
 - Transport Protocol (L4-Proto) [uint8]: Shall be set to the transport layer protocol of SOME/IP-SD (currently: 0x11 UDP).
 - Transport Protocol Port Number (L4-Port) [uint16]: Shall be set to the transport layer port of SOME/IP-SD (e.g. 30490).
-]()

7.3.9.7 IPv6 SD Endpoint Option

The IPv6 SD Endpoint Option transports the endpoint (i.e. IP-Address and Port) of the senders SD implementation. This is used to identify the SOME/IP-SD Instance in cases in which the IP-Address and/or Port Number cannot be used.

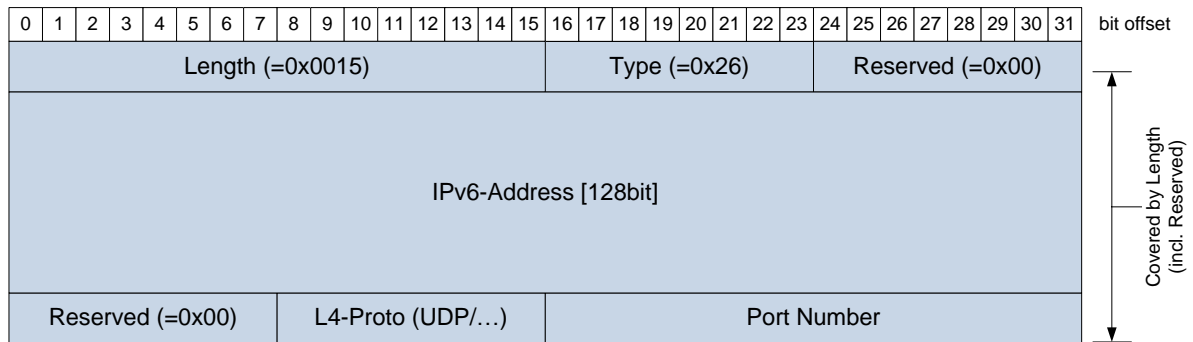


Figure 13 – IPv6 SD Endpoint Option

[SWS_SD_00679]

The IPv6 SD Endpoint Option shall be included in any SD message up to one time.
I()

[SWS_SD_00680]

The IPv6 SD Endpoint Option shall only be included if the SOME/IP-SD message is transported over IPv6.
I()

[SWS_SD_00681]

The IPv6 SD Endpoint Option shall be the first option in the options array, if existing.
I()

[SWS_SD_00682]

If more than one IPv6 SD Endpoint Option is received, only the first shall be processed and all further IPv6 SD Endpoint Options shall be ignored.
I()

[SWS_SD_00683]

No SD Entry shall reference the IPv6 SD Endpoint Option.
I()

[SWS_SD_00684]

If the IPv6 SD Endpoint Option is included in the SD message, the receiving SD implementation shall use the content of this option instead of the Source IP Address and Source Port for answering this SD messages.
I()

This is important for answering the received SD messages (e.g. Offer after Find or Subscribe after Offer or Subscribe Ack after Subscribe) as well as the reboot detection (channel based on SD Endpoint Option and not the addresses in the message).

[SWS_SD_00685]

The IPv6 SD Endpoint Option shall use the Type 0x26.

]()

[SWS_SD_00686]

The IPv6 SD Endpoint Option shall specify the IPv6-Address, the transport layer protocol (ISO/OSI layer 4) used, and the Port Number.

]()

[SWS_SD_00687]

The Format of the IPv6 SD Endpoint Option shall be as follows:

- Length [uint16]: Shall be set to 0x0015.
- Type [uint8]: Shall be set to 0x26.
- Reserved [uint8]: Shall be set to 0x00.
- IPv6-Address [uint128]: Shall transport the unicast IP-Address of SOME/IP-SD as 16 Bytes.
- Reserved [uint8]: Shall be set to 0x00.
- Transport Protocol (L4-Proto) [uint8]: Shall be set to the transport layer protocol of SOME/IP-SD (currently: 0x11 UDP).
- Transport Protocol Port Number (L4-Port) [uint16]: Shall be set to the transport layer port of SOME/IP-SD (e.g. 30490).

]()

7.3.9.8 Handling missing, redundant, and conflicting Options

This section describes the error handling concerning options referenced by entries.

[SWS_SD_00661]

If an entry references an unknown option, this option shall be ignored.

]()

[SWS_SD_00662]

If an entry references an redundant option (option that is not needed by this specific entry), this option shall be ignored.

]()

[SWS_SD_00663]

If an entry references two or more options that are in conflict, this entry shall be answered negatively or ignored if that is not possible.

]()

[SWS_SD_00710]

If a received entry does not reference at least the configured options, this entry shall be ignored or a SubscribeEventgroupNack (for SubscribeEventgroup entries) shall be sent. Missing Multicast Endpoint Options shall be ignored by the client, if unicast communication via UDP was set up (UDP Endpoint Option in Offer and Subscribe).

]()

Note:

For Service Endpoints Options see SdClientServiceTcpRef and SdClientServiceUdpRef. For Eventgroup Endpoint Options see SdEventActivationRef at SdEventHandlerUdp/SdEventHandlerTcp/SdEventHandlerMulticast. See also SWS_SD_00662 and SWS_SD_00420.

[SWS_SD_00664]

When two different Configuration Options are referenced by an entry, the configuration sets shall be merged.

]()

[SWS_SD_00665]

If the two Configuration Options have conflicting items (same name), all items shall be handled. There shall be no attempt been made to merge duplicate items.

]()

7.3.9.9 Security considerations for Options

[SWS_SD_00688]

A SOME/IP-SD implementation shall always check that the IP Addresses received in Endpoint options and SD Endpoint options are topological correct (reference IP Addresses in the IP subnet for which SOME/IP-SD is used) and shall ignore IP Addresses that are not topological correct as well as the entries referencing those options.

]()

Note: This means that only Clients and Servers in the same subset are accessible. An example for checking the IP Addresses (Endpoint-IP) for topological correctness is:

SOME/IP-SD-IP-Address AND Netmask = Endpoint-IP AND Netmask.

7.3.10 Entries referencing Options

This chapter describes how Entries can reference two runs of Options with zero to fifteen options each in order to reference additional information.

Note: Entries support two option runs to allow referencing the same Options by different Entries. With a single option run, sharing Endpoint Options while having different Configuration Options per Entry would not have work efficiently.

[SWS_SD_00223]

The first option run starts with the option referenced by the field *Index 1st options* and references zero to fifteen options.

]()

[SWS_SD_00224]

The number of options referenced by the first option run is determined by the field *# of opt 1*.

]()

[SWS_SD_00225]

The second option run starts with the option referenced by the field *Index 2nd options* and references zero to fifteen options.

]()

[SWS_SD_00226]

The number of options referenced by the second option run is determined by the field # of opt 2.

J()

Note to SWS_SD_00226: Figure 14 shows an SD message example, which has an entry referencing two options in the first run:

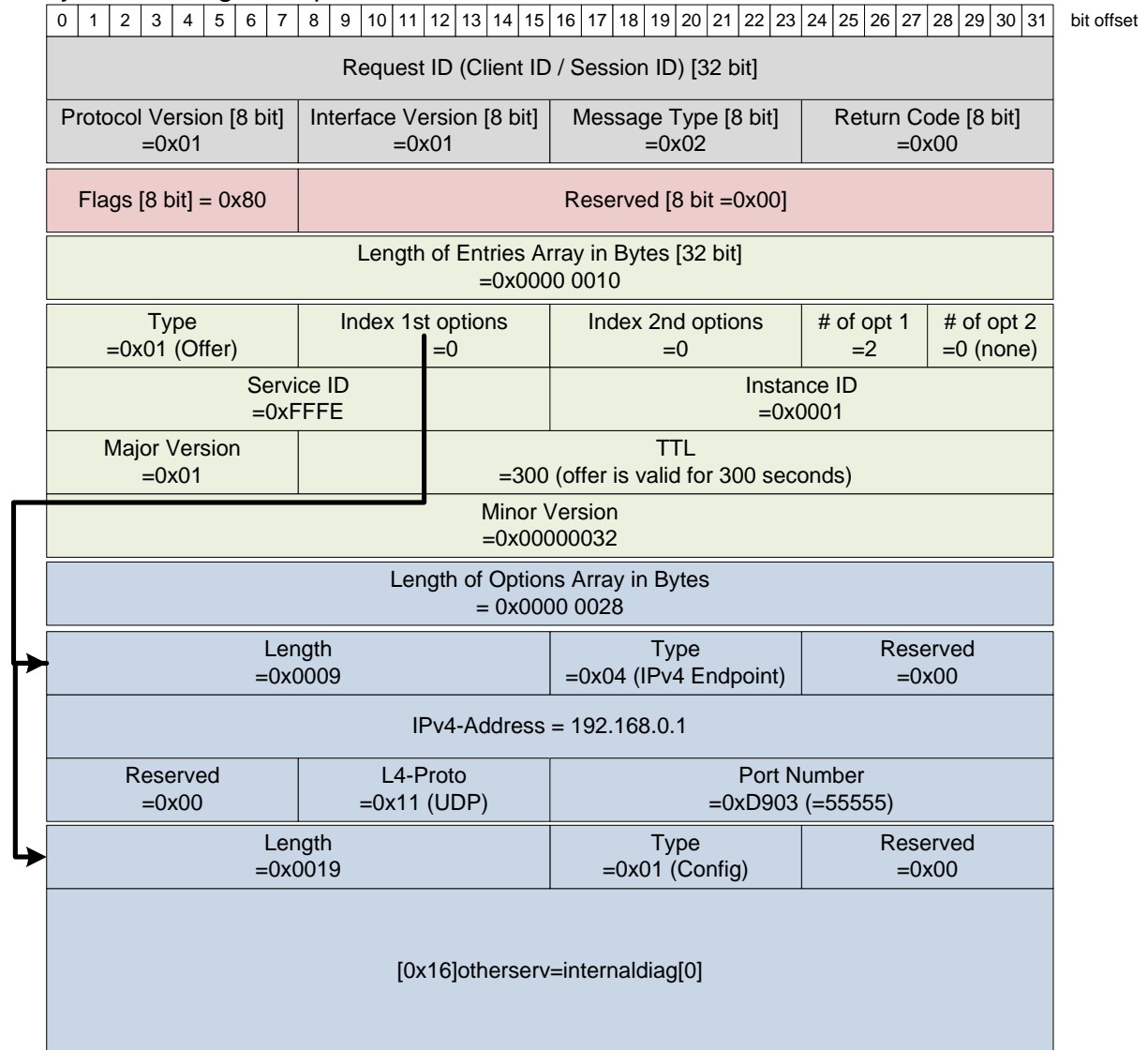


Figure 14 – Example with Entries referencing Options

[SWS_SD_00477]

The following table shows which Option is allowed to be carried by different Entries (all other combinations shall not be used):

	Endpoint Options (IPv4 and IPv6)	Multicast Options (IPv4 and IPv6)	Configuration Option
FindService			Allowed
OfferService	Allowed		Allowed
StopOfferService	Allowed		Allowed
SubscribeEventgroup	Allowed		Allowed
StopSubscribeEventgroup	Allowed		Allowed
SubscribeEventgroupAck		Allowed	Allowed
SubscribeEventgroupNack			Allowed

Table 1 – Allowed Options per Entry

l()

Note: Usage of these Options depends on other factors that are not shown in this table. Consult the appropriate requirements in this document.

7.4 Service Discovery Entry Types

ECUs shall distribute available Service Instances and Service Instances needed as well as the Eventgroups of these Service Instances. For this purpose, they exchange entries using Service Discovery messages. This chapter describes how these entries are encoded to offer and find services as well as find and subscribe Eventgroups.

The following overview table shows to which value the Type field and the TTL field have to be set:

Type	TTL>0		TTL=0	
	0x00	0x04	0x00	0x04
0x00	FindService			
0x01	OfferService		StopOfferService	
0x02		SubscribeEventgroup		StopSubscribeEventgroup
0x03		SubscribeEventgroupAck		SubscribeEventgroupNack

Table 2 – Overview of currently supported Entry Types

7.4.1 Entries for Services (common requirements)

These requirements are valid for all Entries concerning Services including Entries of Type 0x00, 0x01, 0x02, and 0x03.

Note: Currently only Service Entries of type 0x00 and 0x01 are defined in this specification.

[SWS_SD_00294]

All entries concerning Services (FindService, OfferService, StopOfferService) shall be of Entry Format Type 1.

⌋()

[SWS_SD_00295]

An Instance ID of 0xFFFF shall mean any possible instances and are not allowed for OfferService and StopOfferService entries.

⌋()

[SWS_SD_00296]

FindService entries shall carry Service ID, Service Instance ID, Major Version, and Minor Version as configured in SdClientServiceID, SdClientServiceInstanceID, SdClientServiceMajorVersion, and SdClientServiceMinorVersion.

⌋()

[SWS_SD_00297]

OfferService and StopOfferService shall carry Service ID, Service Instance ID, Major Version, Minor Version, and as configured in SdServerServiceID, SdServerServiceInstanceID, SdServerServiceMajorVersion, and SdServerServiceMinorVersion.

⌋()

[SWS_SD_00298]

FindService entries shall carry the TTL as configured in SdClientTimerTTL.

⌋()

[SWS_SD_00299]

OfferService entries shall carry the TTL as configured in SdServerTimerTTL.

⌋()

[SWS_SD_00253]

A StopOfferService (type 0x01) entry shall set the TTL field to 0x000000.

⌋()

[SWS_SD_00267]

All entries concerning Services (FindService, OfferService and StopOfferService shall carry – i.e. reference – the options as configured.

]()

Note: see also chapter 7.3.9.6.

[SWS_SD_00281]

A StopOfferService (type 0x01), shall carry – i.e. reference – the same options as the entries trying to stop.

]()

7.4.2 FindService entry

FindService entries allow finding Service Instances.

[SWS_SD_00240]

A FindService entry has the type field set to 0x00.

]()

[SWS_SD_00444]

Service ID shall be set to the Service ID of the service that shall be found.

]()

[SWS_SD_00501]

Instance ID shall be set to 0xFFFF, if all Service Instances shall be returned. It shall be set to the Instance ID of a specific Service Instance, if just a single Service Instance shall be returned.

]()

Note: This means that when receiving Instance ID 0xFFFF for all appropriate Service Instances must be answered as if separate Find Entries were received.

Example:

ECU1 offers Service 0x1234 with Instance 0xabcd. This instance is in Main Phase.

ECU2 send out find with Service ID 0x1234 and Instance ID 0xFFFF.

ECU1 shall answer with Offer (Service ID 0x1234, Instance ID 0xabcd).

[SWS_SD_00502]

Major Version shall be set to 0xFF, that means that services with any version shall be returned. If set to value different than 0xFF, services with this specific major version shall be returned only.

]()

Note: It is expected that the Major Version on client side is configured to a specific value in normal operation since the client should look for an specific interface version. Different Major Versions are not compatible to each other.

[SWS_SD_00503]

Minor Version shall be set to 0xFFFF FFFF, that means that services with any version shall be returned. If set to a value different to 0xFFFF FFFF, services with this specific minor version shall be returned only.

]()

Note: It is expected that the Minor Version on client side is configured to 0xFFFF FFFF in normal operation since the client should accept all different Minor Versions. Different Minor Versions shall be compatible to each other.

[SWS_SD_00504]

TTL shall be set according to the configuration.

]()

[SWS_SD_00506]

TTL shall not be set to 0x000000 since this is considered to be the Stop entry for this entry.

]()

[SWS_SD_00652]

If TTL is set to 0xFFFFFFFF, the SubscribeEventgroup entry shall be considered valid until shutdown (i.e. next reboot).

]()

[SWS_SD_00505]

FindServer entries shall never reference Endpoint or Multicast Options. They shall reference configuration options, if configured to do so.

]()

7.4.3 OfferService entry

To offer Service Instances, the OfferService entry shall be used.

[SWS_SD_00254]

An OfferService entry shall set the type to 0x01.

]()

[SWS_SD_00509]

Service ID shall be set to the Service ID of the Service Instance offered.

]()

[SWS_SD_00510]

Instance ID shall be set to the Instance ID of the Service Instance offered.

]()

[SWS_SD_00511]

Major Version shall be set to the Major Version of the Service Instance offered (see `SdServerServiceMajorVersion`).

]()

Note: Since `SdServerServiceMajorVersion` can be only a value up to 0xFE, the value 0xFF (any) cannot occur in an `OfferService` entry.

[SWS_SD_00512]

Minor Version shall be set to the Minor Version of the Service Instance offered.

]()

[SWS_SD_00513]

TTL shall be set to the lifetime of the Service Instance. After this lifetime the Service Instance shall be considered not offered.

]()

[SWS_SD_00514]

If TTL is set to 0xFFFFFFFF, the `OfferService` entry shall be considered valid until the next reboot.

]()

[SWS_SD_00515]

TTL shall be set to another value than 0x000000 since 0x000000 is considered to be the Stop entry for this entry.

]()

[SWS_SD_00416]

`OfferService` entries shall always reference at least an IPv4 or IPv6 Endpoint Option to signal how the service is reachable.

]()

[SWS_SD_00417]

For each L4 protocol needed for the service (i.e. UDP and/or TCP) an IPv4 Endpoint option shall be added if IPv4 is supported.

]()

[SWS_SD_00418]

For each L4 protocol needed for the service (i.e. UDP and/or TCP) an IPv6 Endpoint option shall be added if IPv6 is supported.

]()

[SWS_SD_00419]

The IP addresses and port numbers of the Endpoint Options shall also be used for transporting events and notification events.

]()

[SWS_SD_00420]

In the case of UDP this information is used for the source address and the source port of the events and notification events.

]()

[SWS_SD_00421]

In the case of TCP this is the IP address and port the client needs to open a TCP connection to in order to receive events using TCP.

]()

7.4.4 Building OfferService entries

[SWS_SD_00478]

This chapter describes how to derive all necessary data to assemble an OfferService Message:

- 1) Derive all static data from the configuration container. These are e.g:
 - Container SdServerService: SdServerServiceId
 - Container SdServerService: SdServerServiceInstanceId
 - Container SdServerService: SdServerServiceMajorVersion
 - Container SdServerService: SdServerServiceMinorVersion
 - Container SdServerTimer: SdServerTimerTTL
 - Container SdInstance: SdInstanceHostname

- 2) If TCP is configured for this service (configuration item `SdServerServiceTcpRef` exists):
 - a. The generator derives a `SoConID` out of the `SoConGroup` referenced by the configuration parameter `SdServerServiceTcpRef`
 - b. Call the Socket Adaptor's API `SoAd_GetLocalAddr()` with the derived `SoConID` to get back the IP Address, Transport protocol (Layer 4), and the port number needed for the Endpoint Option.
 - c. Build the relevant Endpoint Option with L4-Protocol set to TCP (shall be same as in `LocalAddr`).

- 3) If UDP is configured for this service (configuration item `SdServerServiceUdpRef` exists):
 - a. The generator derives a `SoConID` out of the `SoConGroup` referenced by the configuration parameter `SdServerServiceUdpRef`
 - b. Call the Socket Adaptor's API `SoAd_GetLocalAddr()` with the derived `SoConID` to get back the IP Address, Transport protocol (Layer 4), and the port number needed for the Endpoint Option.
 - c. Build the relevant Endpoint Option with L4-Protocol set to TCP (shall be same as in `LocalAddr`).

- 4) Build Configuration Option if configured (see configuration item `SdServerCapabilityRecord` and `SdInstanceHostname`).

- 5) Build OfferService Entry as described above.

]()

7.4.5 StopOfferService entry

To stop offering Service Instances, the StopOfferService entry shall be used.

[SWS_SD_00422]

The StopOfferService entry type shall be used to stop offering Service Instances.

]()

[SWS_SD_00423]

A StopOfferService entry shall set the type to 0x01.

]()

[SWS_SD_00424]

StopOfferService entries shall set the entry fields exactly like the OfferService entry they are stopping, except TTL.

]()

[SWS_SD_00425]

TTL shall be set to 0x000000.

]()

7.4.6 Eventgroup Entries (Common requirements)

The following requirements are valid for all Entries concerning Eventgroups including Entries of Type 0x04, 0x05, 0x06, and 0x07.

Note: Currently only Eventgroup Entry of Type 0x06 and 0x07 are defined in this specification.

[SWS_SD_00289]

Eventgroups entries include:

- SubscribeEventgroup and StopSubscribeEventgroup
- SubscribeEventgroupAck and SubscribeEventgroupNack

]()

[SWS_SD_00290]

All Eventgroup entries shall use the Entry Format Type 2.

]()

[SWS_SD_00291]

Eventgroup entries shall set the Eventgroup ID to the ID of the Eventgroup and shall use 0xFFFF being any possible Eventgroup ID (configuration parameters SdConsumedEventGroupId and SdEventHandlerEventGroupId).

]()

[SWS_SD_00300]

Eventgroup entries shall set the Reserved fields to 0x00 and 0x000.

]()

[SWS_SD_00301]

SubscribeEventgroup, and StopSubscribeEventgroup entries shall set the Service IDs, Service Instance IDs, and Eventgroup IDs based on the configuration (configuration parameters `SdClientServiceId` and `SdClientServiceInstanceId`).

]()

[SWS_SD_00303]

The Service Instance ID shall not be set to 0xFFFF for any "Instance".

]()

[SWS_SD_00304]

SubscribeEventgroup entries shall have the TTL field set to the configured value (configuration parameter `SdClientTimerTTL` of `SdConsumedEventGroup`) and the SubscribeEventgroupAck entry shall use the TTL value of the SubscribeEventgroup entry it acknowledges.

]()

[SWS_SD_00306]

A StopSubscribeEventgroup (type 0x06), and SubscribeEventgroupNack (type 0x07) entry shall set the TTL field to 0x000000.

]()

[SWS_SD_00307]

Eventgroup entries shall carry the options as configured.

]()

7.4.7 SubscribeEventgroup entry

To subscribe to Eventgroups, the SubscribeEventgroup entry shall be used.

[SWS_SD_00312]

A SubscribeEventgroup entry shall set the type to 0x06.

]()

[SWS_SD_00693]

The Counter field in the Type 2 Entry format is used to differentiate different Subscribe Eventgroups to otherwise identical Eventgroups (i.e. same Service ID, same Instance ID, same Eventgroup ID, and same Major Version). The Counter field shall be reflected by the Server to the Subscribe Eventgroup Ack and Nack entries.

If identical Consumed Eventgroups are configured with different Endpoints, then the SD shall use the Counter to differentiate the different Subscriptions. The value of the Counter can be determined by the implementation.

]()

Note:

A width of 4 bits limits this to 16 different Subscriptions to the same Eventgroup.

7.4.8 StopSubscribeEventgroup entry

To stop subscribing to an Eventgroup, the StopSubscribeEventgroup entry shall be used.

[SWS_SD_00313]

A StopSubscribeEventgroup entry shall set the type to 0x06.

]()

[SWS_SD_00427]

StopSubscribeEventgroup entries shall set the entry fields exactly like the SubscribeEventgroup entry they are stopping, except the TTL field.

]()

[SWS_SD_00694]

A Stop Subscribe Eventgroup Entry shall reference the same options the Subscribe Eventgroup Entry referenced. This includes but is not limited to Endpoint and Configuration options.

]()

[SWS_SD_00426]

The TTL shall be set to 0x000000.

]()

7.4.9 SubscribeEventgroupAck entry

To acknowledge a SubscribeEventgroup entry, the SubscribeEventgroupAck entry shall be used and shall be used with the values as in the SubscribeEventgroup entry it stops.

[SWS_SD_00314]

A SubscribeEventgroupAck entry shall set the type to 0x07.

]()

[SWS_SD_00428]

Service ID, Instance ID, Major Version, Eventgroup ID, TTL, Counter, and Reserved shall be the same value as in the Subscribe that is being answered.

]()

[SWS_SD_00315]

A SubscribeEventgroupAck entry shall set the TTL field to the value of the SubscribeEventgroup entry, it acknowledges.

]()

[SWS_SD_00429]

SubscribeEventgroupAck entries referencing events and notification events that are transported via multicast shall reference an IPv4 Multicast Option and/or and IPv6 Multicast Option. The Multicast Options state to which Multicast address and port the events and notification events will be sent to.

]()

7.4.10 SubscribeEventgroupNack entry

[SWS_SD_00430]

The SubscribeEventgroupNegativeAcknowledgment entry type shall be used to indicate that SubscribeEventgroup entry was NOT accepted. It shall be always sent instead of a SubscribeEventgroupAck if such an error occurred. Reasons for sending a SubscribeEventgroupNegativeAcknowledgment include:

- Combination of Service ID, Instance ID, Eventgroup ID, and Major Version is unknown
- Required TCP-connection was not opened by client
- Problems with the references options occurred (wrong values, missing endpoint, or conflicting endpoints)
- Resource problems at the Server

]()

[SWS_SD_00698]

If a SubscribeEventgroup entry referencing two conflicting Endpoint Options (UDP or TCP) is received then a SubscribeEventgroupNack shall be generated. Endpoint options are considered conflicting if they are of the same type but hold different values, like different IP or Port number.

J()

[SWS_SD_00431]

Service ID, Instance ID, Major Version, Eventgroup ID, Counter, and Reserved shall be the same value as in the subscribe that is being answered.

J()

[SWS_SD_00316]

A SubscribeEventgroupNack entry shall set the type to 0x07.

J()

[SWS_SD_00432]

The TTL shall be set to 0x000000.

J()

7.4.11 Building SubscribeEventgroup entries

[SWS_SD_00701]

This requirement describes how to derive all necessary data to assemble a SubscribeEventgroup Message:

- 1) Derive all static data from the configuration container. These are e.g:
 - Container SdClientService: SdClientServiceId
 - Container SdClientService: SdClientServiceInstanceId
 - Container SdClientService: SdClientServiceMajorVersion
 - Container SdClientService: SdClientServiceMinorVersion
 - Container SdConsumedEventGroupTimerRef - SdClientTimer: SdClientTimerTTL
 - Container SdInstance: SdInstanceHostname

- 2) If TCP is configured for this service (configuration item `SdClientServiceTcpRef` exists):
 - a. Find the relevant SocketConnection based on the `SdClientServiceTcpRef` (finding `SoConGroup`) and the Endpoint Option of the OfferService entry (finding `SoCon` within).
 - b. Call the Socket Adaptor's API `SoAd_GetLocalAddr()` with the derived `SoConID` to get back the IP Address, Transport protocol (Layer 4), and the port number needed for the Endpoint Option.
 - c. Build the relevant Endpoint Option with L4-Protocol set to TCP (shall be same as in `LocalAddr`).

- 3) If UDP is configured for this service (configuration item `SdClientServiceUdpRef` exists):
 - a. Find the relevant SocketConnection based on the `SdClientServiceUdpRef` (finding `SoConGroup`) and the Endpoint Option of the OfferService entry (finding `SoCon` within).
 - b. Call the Socket Adaptor's API `SoAd_GetLocalAddr()` with the derived `SoConID` to get back the IP Address, Transport protocol (Layer 4), and the port number needed for the Endpoint Option.
 - c. Build the relevant Endpoint Option with L4-Protocol set to UDP (shall be same as in `LocalAddr`).

- 4) Build Configuration Option if configured (see configuration item `SdClientCapabilityRecord` and `SdInstanceHostname`).

- 5) Build SubscribeEventgroup Entry as described above.

J()

7.5 Sending and Receiving of Messages

This chapter describes how messages are transmitted and received using the Socket Adaptor module.

[SWS_SD_00039]

The Service Discovery module sends Service Discovery messages (Offer, StopOffer, Find,..) using the `SoAd>IfTransmit()` API carrying the referenced `TxPdu` (see configuration parameter `SdInstanceTxPdu`).

()

[SWS_SD_00040]

The Service Discovery module receives Service Discovery messages via the API `Sd_SoAdIfRxIndication()` and the configuration items `SdInstanceUnicastRxPdu` and `SdInstanceMulticastRxPdu`. The remote address must be saved in the call context of the `Sd_RxIndication`.

()

[SWS_SD_00479]

When receiving Service Discovery messages the values of all reserved fields shall be ignored.

()

[SWS_SD_00708]

Every time the Service Discovery module receives a SOME/IP-SD message, the consistency of this message has to be checked. This includes but is not limited to:

- Validating that the SOME/IP-SD message is long enough to fit the entries and options arrays (total length = 12 + length of entries array + length of options array).
- Check that entries reference existing options.

In case a malformed message has been received, the extended production error `SD_E_MALFORMED_MSG` shall be reported.

()

7.5.1 Sequence for message transmission

[SWS_SD_00480]

This chapter describes the interaction with the Socket Adaptor module to send Service Discovery messages:

- 1) Precondition: Service Discovery message is assembled
- 2) In case the message shall be sent via unicast:
 - Call the Socket Adaptor's API SoAd_SetRemoteAddr
- 3) In case the message shall be sent via multicast:
 - Call the API SoAd_SetRemoteAddr to set the destination
- 4) Call SoAd_IfTransmit() to send the message on the bus

Please also refer to the sequence "CLIENT/SERVER: TransmitSdMessage" shown in Chapter 9.

]()

[SWS_SD_00481]

The Service Discovery module shall minimize the amount of messages sent by combining multiple entries within one message whenever it is possible and not in conflict to the configuration.

]()

Note:

This can be achieved for example by checking the status of all Service Instances and Eventgroups cyclically and afterwards assembling the Service Discovery Messages.

[SWS_SD_00650]

Entries received with the unicast flag set to 0, shall not be answered with unicast but ignored.]()

[SWS_SD_00651]

The amount of separate Service Discovery messages shall be reduced, i.e.: Combine as much information as possible into one Service Discovery message before calling the Socket Adaptor's transmit API. This means that when a entry is sent after waiting the appropriate delay (i.e. based on Request-Response-Delay) all other entries for this communication partner may be packed into the Service Discovery message as well.]()

7.5.2 Sequence for message reception

[SWS_SD_00482]

This chapter describes the interaction with the Socket Adaptor on how Service Discovery messages are received:

- 1) When the SocketAdaptor receives a Service Discovery message, the API Sd_RxIndication() is called
- 2) Using the indicated RxPduld, the associated Service Instance has to be determined
- 3) Derive the corresponding SoConId and call the API SoAd_GetRemoteAddr()
- 4) Store address and message for further processing.
- 5) Reset the SoCon back to Wildcard using SoAd_SetRemoteAddr()
- 6) The entries shall be processed exactly in the order they arrived.

Please also refer to the sequence “CLIENT/SERVER: Sd_RxIndication” shown in Chapter 9.

]()

[SWS_SD_00696]

If the entries of a single Service Discovery Message would lead to closing and opening the same Socket Connection in the Socket Adaptor, the Service Discovery shall not close the Socket Connection first.

]()

Note: Closing and opening Socket Connections (especially with TCP), conflicts with the behavior of the Service Discovery and leads to suboptimal reaction times.

[SWS_SD_00483]

When receiving Service Discovery messages, the receiver shall ignore Entries of unknown type.

]()

[SWS_SD_00484]

When receiving Service Discovery messages, the receiver shall ignore Options of unknown type.

]()

[SWS_SD_00485]

When receiving Service Discovery messages, the receiver shall ignore the values of reserved fields.

]()

7.5.3 Receiving Entries

When receiving entries the relevant Service Instance or Eventgroups have to be identified, which is explained in this section.

[SWS_SD_00486]

When receiving a FindService Entry Service ID, Instance ID, Major Version, and Minor Version must match exactly to the configured values to identify a Service Instances and its associated Eventgroups, except if “any values” are in the Entry (i.e. 0xFFFF for Service ID, 0xFFFF for Instance ID, 0xFF for Major Version, and 0xFFFFFFFF for Minor Version.)

See configuration parameters `SdServerServiceServiceId`,
`SdServerServiceInstanceId`, `SdServerServiceMajorVersion`, and
`SdServerServiceMinorVersion`.

()

Note:

When receiving a FindService with Service ID 0x0001, Instance ID 0xFFFF, Major Version 0x02, and Minor Version 0xFFFFFFFF, only the Service ID and the Major Version shall be used to match the local Service Instances and its associated Eventgroups fitting to this FindService.

[SWS_SD_00487]

When receiving an OfferService or StopOfferService the Service ID, Instance ID, Major Version must match exactly to the configured values to identify a Service Instances and its associated Eventgroups.

See configuration parameters `SdClientServiceServiceId`,
`SdClientServiceInstanceId`, and `SdClientServiceMajorVersion`.

()

[SWS_SD_00488]

If `SdClientServiceMinorVersion` is set to 0xFFFFFFFF the Minor Version in a received OfferService or StopOfferService entry is not checked for identifying Service Instances and its associated Eventgroups.

()

[SWS_SD_00489]

If `SdClientServiceMinorVersion` is set to any value except 0xFFFFFFFF the Minor Version in a received OfferService or StopOfferService shall be checked for identifying Service Instances and its associated Eventgroups.

()

[SWS_SD_00490]

When receiving Eventgroup entries (i.e. SubscribeEventgroup, StopSubscribeEventgroup, SubscribeEventgroupAck, and SubscribeEventgroupNack) the Service ID, Instance ID, Eventgroup ID, and Major Version shall be exactly matched to identify the Eventgroup.

]()

7.5.3.1 Receiving Entries using Multicast

When receiving Service Discovery messages using multicast, these messages may be received by multiple ECUs at once and multiple ECUs may answer to such a message in parallel. This could lead to overload situations of the ECU that sent the first message. In order to cope with this problem the Service Discovery shall allow delaying answers to multicast as described in this section.

[SWS_SD_00491]

Answers to Entries received using multicast shall be delayed based on the appropriate configuration items:

- For ServerServices and EventHandlers :
 - o SdServerTimerRequestResponseMinDelay
 - o SdServerTimerRequestResponseMaxDelay
- For ClientServices and ConsumedEventgroups:
 - o SdClientTimerRequestResponseMinDelay
 - o SdClientTimerRequestResponseMaxDelay

]()

[SWS_SD_00492]

The delay configuration parameters for delaying Entries concerned with Services shall be taken from the Timer containers referenced by the Service containers:

- SdServerService
- SdClientService

]()

[SWS_SD_00493]

The delay configuration parameters for delaying Entries concerned with Eventgroups shall be taken from the Timer containers reference by the Eventgroup containers:

- SdConsumedEventGroup
- SdEventHandler

]()

[SWS_SD_00494]

There shall be a random delay between the appropriate MinDelay and MaxDelay before answering to an Entry received via multicast.

]()

Note: If MinDelay and MaxDelay are set to the same value, this is the value of the delay. If MinDelay and MaxDelay are set to 0, no delay shall be introduced.

[SWS_SD_00495]

Delayed answering Entries received via multicast (as in SWS_SD_00494) shall no influence other timers (e.g. for handling the Repetition Phase).

]()

7.6 Timings and repetitions for Server Service and Event Handlers

Especially after starting multiple ECUs, the multicast messages of the Service Discovery come with the risk of overflowing ECUs with too many messages. Therefore, the Service Discovery can be configured with a suitable message sending behavior.

For every Server Service Instance different phases are defined as shown in Figure 15:

- Down
- Available
 - Initial Wait Phase
 - Repetition Phase
 - Main Phase

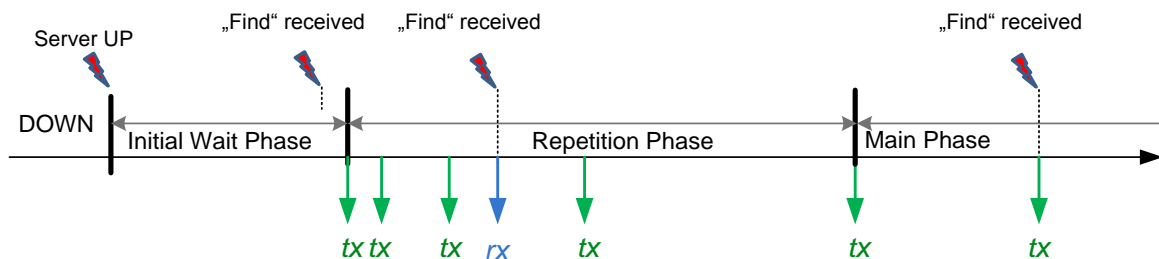


Figure 15 – Communication phases Server

[SWS_SD_00605] [

When the Down Phase is entered (coming from states other than init), the API `SoAd_CloseSoCon()` shall be called for all Socket Connections associated with this Server Service Instance.

]()

7.6.1 Initial Wait Phase for Server Services

This chapter describes the behavior of the Service Discovery in regard of a Server Service Instance in the Initial Wait Phase.

[SWS_SD_00317]

If the following conditions apply, the Initial Wait Phase for this configured Server Service Instance shall be entered:

- `Sd_Init()` has been called
- `Sd_ServerServiceSetState()` with `SD_SERVER_SERVICE_AVAILABLE` has been called
- `Sd_LocalIpAddressAssignmentChg()` with state "TCPIP_IPADDR_STATE_ASSIGNED" has been called for the first `IpAddressId` associated with the `SdInstanceTxPdu`.

]()

Note: Service Discovery expects that the IP address of the data/control path to be always the same. This means that a call of `Sd_LocalIpAddressAssignmentChg()` affects the control path and data path simultaneously.

[SWS_SD_00330]

When the Initial Wait Phase is entered, the routing of the Server Service shall be enabled. See `SdServerServiceActivationRef` of this Server Service Instance.

]()

[SWS_SD_00318]

When entering the Initial Wait Phase, a random timer shall be started, using a random value within the configured range of `SdServerTimerInitialOfferDelayMin` and `SdServerTimerInitialOfferDelayMax`.

]()

[SWS_SD_00319]

If a `FindService` Entry is received within the Initial Wait Phase for this Server Service Instance, it shall be ignored.

]()

[SWS_SD_00320]

If a `SubscribeEventgroup` Entry or `StopSubscribeEventgroup` Entry are received within the Initial Wait Phase (or other phases) for an Event Handler of this Server Service Instance, it shall only be processed within the Service Discovery. Please refer to the according sequence diagrams and section 7.6.4.

]()

[SWS_SD_00321]

When the calculated random timer based on the min and max values `SdServerTimerInitialOfferDelayMin` and `SdServerTimerInitialOfferDelayMax` expires, the first `OfferService` entry shall be sent out.

⌋()

[SWS_SD_00434]

When the calculated random timer expires and the parameter `SdServerTimerInitialOfferRepetitionsMax` does not equals '0', the `Repetition Phase` shall be entered.

⌋()

[SWS_SD_00435]

When the calculated random timer expires and the parameter `SdServerTimerInitialOfferRepetitionsMax` equal '0', the `Main Phase` shall be entered.

⌋()

[SWS_SD_00323]

If `Sd_ServerServiceSetState()` is called with a state other than `SD_SERVER_SERVICE_AVAILABLE` while being in `Initial Wait Phase`, the

- `Down Phase` shall be entered
- all associated `EventHandler` shall be set to `SD_EVENT_HANDLER_RELEASED` and reported to `BswM` by calling the API `BswM_Sd_EventHandlerCurrentState`.

⌋()

[SWS_SD_00325]

If `Sd_LocalIpAddressAssignmentChg()` is called with a state other than "`TCPIP_IPADDR_STATE_ASSIGNED`" while being in `Initial Wait Phase`, this phase shall be left and the `Down Phase` shall be entered.

⌋()

[SWS_SD_00606]

When the `Initial Wait Phase` is entered, the API `SoAd_OpenSoCon()` shall be called for all `Socket Connections` associated with this `Server Service Instance`.

⌋()

Note: As soon as an IP address is assigned again and no `SD_SERVER_SERVICE_DOWN` was received, the `Initial Wait Phase` shall be reentered with the random timer reset to the random value.

7.6.2 Repetition Phase for Server Services

This chapter describes the timing behavior of the Service Discovery in regard of Server Service Instances in the Repetition Phase.

[SWS_SD_00329]

If the Repetition Phase is entered, the Service Discovery shall wait `SdServerTimerInitialOfferRepetitionBaseDelay` and send an OfferService Entry.

]()

[SWS_SD_00336]

After the amount of cyclically sent OfferServices within the Repetition Phase equals the amount of `SdServerTimerInitialOfferRepetitionsMax`, the Main Phase shall be entered.

]()

Note:

Additionally sent OfferService messages which have been triggered by received FindService messages shall have no influence on the counter value of the cyclically OfferService messages.

[SWS_SD_00331]

In the Repetition Phase up to `SdServerTimerInitialOfferRepetitionsMax` OfferService Entries shall be sent with doubling intervals (`BaseDelay`, first OfferService Entries, $2x$ `BaseDelay`, second OfferService Entries, $4x$ `BaseDelay`, third OfferService Entries).

]()

Note: Example config and resulting behavior:

```
SdServerTimerInitialOfferRepetitionBaseDelay=30
SdServerTimerInitialOfferRepetitionsMax=3
```

[Initial Wait Phase starts]

Wait Initial Wait Delay based on Configured Min and Max

Send entry.

[Initial Wait Phase ends]

[Repetition Phase starts]

Wait 30ms (=30ms * 2^0).

Send entry.

Wait 60ms (=30ms * 2^1).

Send entry.

Wait 120ms (=30ms * 2^2).

Send entry.

[Repetition Phase ends]

[SWS_SD_00332]

If the Service Discovery Module receives a FindService Entry, the following step(s) shall be performed in the following order:

- Send an “OfferService Entry” considering the appropriate delay (see chapter 7.5.3) without changing the current counter value and without influencing the current running repetition timer.

]()

Note: Currently this specification does not allow sending “FindService Entries” using unicast. For compatibility reasons receiving such entries shall be supported.

[SWS_SD_00333]

If the Service Discovery Module receives a “SubscribeEventgroup” entry, the following step(s) shall be performed in the following order:

- Send a SubscribeEventgroupAck entry using Unicast considering the appropriate delay (see chapter 7.5.3) without changing the current counter value and without influencing the current running repetition timer.
- Call the BswM with the API `BswM_Sd_EventHandlerCurrentState()` with state `SD_EVENT_HANDLER_REQUESTED` only if the state for this EventHandler changed (i.e. has not been `SD_EVENT_HANDLER_REQUESTED`)
- Start the TTL timer according to the value received via the SubscribeEventgroup Entry.

]()

Note: Currently this specification does not allow sending “SubscribeEventgroup Entries” using multicast. For compatibility reasons receiving such entries shall be supported.

[SWS_SD_00334]

If the Service Discovery Module receives a StopSubscribeEventgroup Entry, the following step(s) shall be performed in the following order:

- Stop the TTL timer for this client
- Update State
- If this has been the last subscribed client, report “`SD_EVENT_HANDLER_RELEASED`” to the BswM by calling the API `BswM_Sd_EventHandlerCurrentState()`.

]()

[SWS_SD_00458]

If the TTL of a received SubscribeEventgroup Entry expires, the following step shall be performed in the following order:

- If this has been the last subscribed client, report “`SD_EVENT_HANDLER_RELEASED`” to the BswM by calling the API `BswM_Sd_EventHandlerCurrentState()` and update the state within the Service Discovery Module

]()

[SWS_SD_00338]

If `Sd_ServerServiceSetState()` is called with a state other than

`SD_SERVER_SERVICE_AVAILABLE` (i.e. `SD_SERVER_SERVICE_DOWN`) while being in Repetition Phase,

- this phase shall be left and the Down Phase shall be entered and
- all associated EventHandler which state is not `SD_EVENT_HANDLER_RELEASED` shall be changed to `SD_EVENT_HANDLER_RELEASED` and indicated to the BswM by calling the API `BswM_Sd_EventHandlerCurrentState()`.

})();

[SWS_SD_00340]

If `Sd_LocalIpAddressAssignmentChg()` is called with a state other than “`TCPIP_IPADDR_STATE_ASSIGNED`” while being in Initial Wait Phase, this phase shall be left and the Down Phase shall be entered.

})();

[SWS_SD_00341]

When the state `SD_SERVER_SERVICE_DOWN` is set by `Sd_ServerServiceSetState()` in Repetition Phase, the routing of this Server Service Instance shall be disabled. See `SdServerServiceActivationRef` of this Server Service Instance.

})();

7.6.3 Main Phase for Server Services

[SWS_SD_00342]

The Service Discovery Module shall stay in the Main Phase for the configured Server Service as long as the following conditions apply:

- Server Service is in state “AVAILABLE” (i.e. `Sd_ServerServiceSetState()` has been called with State “`SD_SERVER_SERVICE_AVAILABLE`”)
- IP address is assigned and can be used (i.e. `Sd_LocalIpAddressAssignmentChg` has been called with status `TCPIP_IPADDR_STATE_ASSIGNED`)

})();

[SWS_SD_00449]

If `SdServerTimerOfferCyclicDelay` is greater than 0, in the Main Phase an OfferService entry shall be sent cyclically with an interval defined by configuration item `SdServerTimerOfferCyclicDelay`.

})();

[SWS_SD_00450]

The first OfferService is sent `SdServerTimerOfferCyclicDelay` after the beginning of the Main Phase.

})();

[SWS_SD_00451]

If `SdServerTimerOfferCyclicDelay` is 0, no OfferService entries shall be sent

in Main Phase for this Server Service Instance.

]()

[SWS_SD_00343]

If the Service Discovery Module receives a FindService Entry the following step(s) shall be performed in the following order:

- Send an "OfferService Entry" considering the appropriate delay (see chapter 7.5.3).

]()

Note: Currently this specification does not allow sending "FindService Entries" using unicast. For compatibility reasons receiving such entries shall be supported.

[SWS_SD_00344]

If the Service Discovery Module receives a "SubscribeEventgroup", the following step(s) shall be performed in the following order:

- Send a SubscribeEventgroupAck considering the appropriate delay (see chapter 7.5.3) without influencing the current running main phase timer.
- Report to the BswM SD_EVENT_HANDLER_REQUESTED by calling the API `BswM_Sd_EventHandlerCurrentState()`.
- Start the TTL timer according to the value received via the "SubscribeEventgroup".

]()

Note: Currently this specification does not allow sending "SubscribeEventgroup Entries" using multicast. For compatibility reasons receiving such entries shall be supported.

[SWS_SD_00345]

If the Service Discovery Module receives a StopSubscribeEventgroup", the following step(s) shall be performed in the following order:

- Stop the TTL timer and remove it from the notification list
- If no other client is subscribed to this Eventgroup anymore, enter the State "SD_EVENT_HANDLER_RELEASED" and report it to the BswM by calling the API `BswM_Sd_EventHandlerCurrentState()` with state `SD_SERVER_SERVICE_AVAILABLE`.

]()

[SWS_SD_00347]

If the API `LocalIpAddrAssignmentChg` has been called with a state other than `TCPIP_IPADDR_STATE_ASSIGNED`,

- The Service Discovery Module shall leave the Main Phase and enter the DOWN Phase
- All EventHandler which are not in state `SD_EVENT_HANDLER_RELEASED` shall be set to `SD_EVENT_HANDLER_RELEASED` and be indicated to the BswM module by calling the API `BswM_Sd_EventHandlerCurrentState`

]()

[SWS_SD_00348]

If the API `Server_Sd_ServerServiceSetState()` is called with state "SD_SERVER_SERVICE_DOWN" while the IP address is still assigned (i.e.

`Sd_LocalIpAddressAssignmentChg` has been called with state `TCPIP_IPADDR_STATE_ASSIGNED`), the Service Discovery module shall

- send a `StopOfferService`
- enter the `DOWN` Phase
- all subscriptions of the eventgroup(s) of this service instance shall be deleted and `SD_EVENT_HANDLER_RELEASED` and reported to BswM using the API `BswM_Sd_EventHandlerCurrentState`

]()

[SWS_SD_00349]

When the Main Phase is left, the routing of this Server Service Instance shall be disabled. See `SdServerServiceActivationRef` of this Server Service Instance.

]()

[SWS_SD_00403]

When the TTL timer (contained in `TTL` field `find` or `Subscribe` entry) expires in state `"SD_EVENT_HANDLER_REQUESTED"`, enter the state `SD_EVENT_HANDLER_RELEASED` and report it to the BswM by calling the `BswM_Sd_EventHandlerCurrentState()`.

]()

7.6.4 Fan out control

This chapter describes the interaction between Service Discovery and Socket Adaptor (SoAd) in order to configure the TX path for sending out events (fan out).

[SWS_SD_00452]

The Service Discovery shall keep track of the subscribed clients per Event Handler and remove clients from the fan out, if the last `SubscribeEventgroup` entry was longer ago than the time specified in its `TTL` field of that `SubscribeEventgroup` entry.

]()

[SWS_SD_00453]

If `SdEventHandlerTCP` is configured: For every `SubscribeEventgroup` entry of this Event Handler, the following shall be done:

- The relevant Routing Groups shall be identified by `SdEventHandlerTcp`.
- The relevant TCP Socket Connection of this client shall be identified using the Address/Port of Endpoint Option (UDP) referenced in the `SubscribeEventgroup` entry and the `SdServerServiceTcpRef`, or shall be set up, if not existed before.
- Only if this client was not subscribe before receiving the aforementioned entry:
 - `SoAd_EnableSpecificRouting` with `SdEventActivationRef` and the Socket Connection.
 - `SoAd_IfSpecificRoutingGroupTransmit` with `SdEventTriggeringRef` and the Socket Connection.

J()

[SWS_SD_00454]

If `SdEventHandlerUDP` is configured: For every `SubscribeEventgroup` entry of this Eventhandler, the following shall be done:

- The relevant Routing Groups shall be identified by `SdEventHandlerUdp`.
- The relevant UDP Socket Connection of this client shall be identified using the Address/Port of Endpoint Option (UDP) referenced in the `SubscribeEventgroup` entry and the `SdServerServiceUdpRef`, or shall be set up (use `SoAd_SetRemoteAddr` on a Wildcard Socket Connection), if not existed before.
 - If no Wildcard Socket Connection is left, `SD_E_OUT_OF_RES` shall be reported.
- Only if this client was not subscribe before receiving this entry:
 - `SoAd_EnableSpecificRouting` with `SdEventActivationRef` and the Socket Connection depending on current number of subscribed clients and the `SdEventHandlerMulticastThreshold`.
 - `SoAd_IfSpecificRoutingGroupTransmit` with `SdEventTriggeringRef` and the Socket Connection.

J()

[SWS_SD_00455]

The `SdEventHandlerMulticastThreshold` shall be used to control when to enable/disable Unicast/Multicast by using `SoAd_EnableSpecificRouting` and `SoAd_DisableSpecificRouting`:

- If `SdEventHandlerMulticastThreshold = 0`: Setup Unicast to every subscribed client (Multicast always disabled).
- If `SdEventHandlerMulticastThreshold = 1`: Setup Multicast if one or more clients are subscribed (Unicast always disabled).
- If `SdEventHandlerMulticastThreshold > 1`:
 - Setup Unicast for all subscribed clients if number of subscribed clients < `SdEventHandlerMulticastThreshold`,
 - else setup Multicast. Switch dynamically based on the number of subscribed clients:
 - With 0 clients: nothing enabled.
 - With clients < threshold: unicast for subscribed clients enabled. Multicast disabled.
 - With clients \geq threshold: multicast enabled. Unicast disabled.

J()

[SWS_SD_00569]

Every wildcard socket connection shall be reset to wildcard if the following conditions apply:

- Remote address of a socket connection has been set. (e.g. by `SoAd` or `Sd`)
- No subscription for this socket connection exists any more (i.e. all routing groups are disabled.)

J()

7.7 Timings and repetitions for Client Service and Consumed Eventgroups

The Service Discovery phases allow minimizing the number of Service Discovery messages sent while allowing for very fast synchronization upon ECU start.

This de-emphasis is realized by the following Phases:

- Down
- Requested
 - Initial Wait Phase
 - Repetition Phase
 - Main Phase

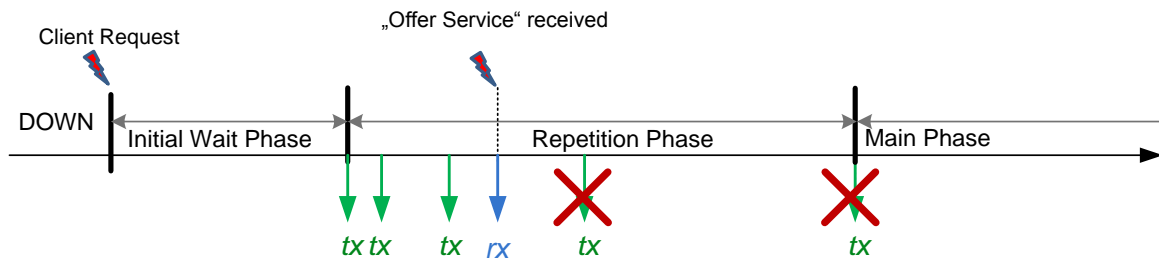


Figure 16 – Communication phases Client

7.7.1 Down Phase for Client Services

[SWS_SD_00462]

As long as a service is not requested by the BswM, the Service Discovery shall not send FindService Entry entries.

]()

[SWS_SD_00463]

If an OfferService Entry is received during Down Phase,

- The Service Discovery shall store the state of this Service instance.
- A timer shall be set/reset to the TTL value of the received OfferService entry (TTL timer).
- Until the TTL Timer expires or a StopOfferService entry is received, the Service instance is considered Available.

]()

[SWS_SD_00464]

If `Sd_ClientServiceSetState()` is called with state `SD_CLIENT_SERVICE_REQUESTED` while being in Down Phase:

- If no `OfferService` entry was received before or its TTL timer expired already:
 - The Initial Wait Phase shall be entered,
- If an `OfferService` entry was received and its TTL timer did not expire yet:
 - Open TCP connection if `SdClientServiceTcpRef` is configured and was not opened before
 - The Main Phase shall be entered
 - `SD_CLIENT_SERVICE_AVAILABLE` shall indicated to the BswM module by calling the API `BswM_Sd_ClientServiceCurrentState()`

]()

[SWS_SD_00603]

When the Down Phase is entered and `SoAd_OpenSoCon()` was called before, the API `SoAd_CloseSoCon()` shall be called for all Socket Connections associated with this Client Service Instance.

]()

7.7.2 Initial Wait Phase for Client Services

This chapter describes the behavior of the Service Discovery in regard of a Client Service Instance in the Initial Wait Phase.

[SWS_SD_00350]

If the following conditions apply, the Initial Wait Phase for this configured Client Service Instance shall be entered:

- `Sd_Init()` has been called.
- `Sd_ClientServiceSetState()` with `SD_CLIENT_SERVICE_REQUESTED` has been called OR `SdClientServiceAutoRequired = TRUE`.
- `Sd_LocalIpAddressAssignmentChg()` with state "TCPIP_IPADDR_STATE_ASSIGNED" has been called for the first `IpAddressId` associated with the `SdInstanceTxPdu`.

]()

[SWS_SD_00362]

When the Initial Wait Phase is entered, the API `SoAd_EnableSpecificRouting()` shall be called with `SdClientServiceActivationRef` (see `SdConsumedMethods`) and the relevant Socket Connections for this Client Service Instance.

]()

[SWS_SD_00604]

When an OfferService for a required Client Service is received and `SoAd_OpenSoCon()` was not called before, the API `SoAd_OpenSoCon()` shall be called for all Socket Connections associated with this Client Service Instance.

]()

[SWS_SD_00351]

This Client Service Instance shall stay in the Initial Wait Phase for a time within the configured range of `SdClientTimerInitialFindDelayMin` and `SdClientTimerInitialFindDelayMax` unless an OfferService entry for this Client Service Instance is received or this random timer expires.

]()

[SWS_SD_00352]

If an OfferService Entry for this Client Service Instance is received within the Initial Wait Phase,

- The calculated random timer, which has been started when entering the Initial Wait Phase, shall be canceled.
- If received TTL is not equal to the max value, set the TTL timer for this entry to the received TTL value.
- `SD_CLIENT_SERVICE_AVAILABLE` shall be indicated to the BswM module by calling the API `BswM_Sd_ClientServiceCurrentState()`.
- A timer shall be set to the TTL value of this entry (TTL timer).
- Open TCP connection if `SdClientServiceTcpRef` is configured and was not opened before
- A SubscribeEventgroup entry shall be sent out for each currently requested Consumed Eventgroup of this Client Service Instance (Consumed Eventgroups are requested using `Sd_ConsumedEventGroupSetState` and with state `SD_CONSUMED_EVENTGROUP_REQUESTED` or automatically on startup if `SdConsumedEventGroupAutoRequire` is configured to true).
- Leave the Initial Wait Phase Enter the Main Phase

]()

[SWS_SD_00353]

When the calculated random timer based on the parameters `SdClientTimerInitialFindDelayMin` and `SdClientTimerInitialFindDelayMax` expires (i.e. no OfferService has been received within this timespan), the following shall be done in the following order:

- FindService Entry shall be sent.
- If the `SdClientTimerInitialFindRepetitionsMax` > 0, enter the Repetition Phase
- If the `SdClientTimerInitialFindRepetitionsMax` = 0, enter the Main Phase

]()

[SWS_SD_00355]

If `Sd_ClientServiceSetState()` is called with state

`SD_CLIENT_SERVICE_RELEASED` while being in Initial Wait Phase, this phase shall be left and the Service shall enter Down Phase.

]()

[SWS_SD_00456]

If for any reasons the Initial Wait Phase is left, the calculated random timer (of the Initial Wait Phase) for this Service Instance shall be stopped.

]()

[SWS_SD_00357]

If `Sd_LocalIpAddressAssignmentChg()` is called with a state other than "TCPIP_IPADDR_STATE_ASSIGNED" while being in Initial Wait Phase,

- the Down Phase shall be entered
- the API `BswM_Sd_ClientServiceCurrentState` with state "SD_CLIENT_SERVICE_DOWN" shall be called, and
- `BswM_Sd_ConsumedEventGroupCurrentState` with state "SD_CONSUMED_EVENTGROUP_DOWN" for all associated eventgroups of this Service Instance shall be called.

]()

[SWS_SD_00354]

If the API `Sd_Init()` is called while being in Initial Wait Phase,

- the Down Phase shall be entered
- the API `BswM_Sd_ClientServiceCurrentState` with state "SD_CLIENT_SERVICE_DOWN" shall be called, and
- `BswM_Sd_ConsumedEventGroupCurrentState` with state "SD_CONSUMED_EVENTGROUP_DOWN" for all associated eventgroups of this Service Instance shall be called.

]()

7.7.3 Repetition Phase for Client Services

[SWS_SD_00358]

When the Repetition Phase is entered, the Service Discovery Module shall start the timer `SdClientTimerInitialFindRepetitionsBaseDelay`
|()

[SWS_SD_00457]

When the timer `SdClientTimerInitialFindRepetitionsBaseDelay` expires within the Repetition Phase, a FindOffer Message shall be sent.
|()

[SWS_SD_00363]

In the Repetition Phase up to `SdClientTimerInitialFindRepetitionsMax` FindServer entries shall be sent with doubling intervals (BaseDelay, first FindService Entry, 2x BaseDelay, second FindService Entry, 4x BaseDelay, third FindService Entry, ...).
|()

Note: Example config and resulting behavior (no OfferService received during example):

```
SdClientTimerInitialFindRepetitionBaseDelay=30  
SdClientTimerInitialFindRepetitionMax=3
```

[Initial Wait Phase starts]

Wait Initial Wait Delay based on Configured Min and Max
Send entry.

[Initial Wait Phase ends]

[Repetition Phase starts]

Wait 30ms (=30ms * 2⁰).

Send entry.

Wait 60ms (=30ms * 2¹).

Send entry.

Wait 120ms (=30ms * 2²).

Send entry.

[Repetition Phase ends]

[SWS_SD_00365]

If the Service Discovery Module receives an OfferService Entry while the current state `SD_CLIENT_SERVICE_REQUESTED` is for this Client Service Instance, the following step(s) shall be performed in the following order:

- Cancel the repetition timer
- If received TTL is not equal to the max value, set the TTL timer for this entry to the received TTL value.
- If the current Sd state is `SD_CLIENT_SERVICE_REQUESTED`, the Sd state `SD_CLIENT_SERVICE_AVAILABLE` reported to BswM using the API `BswM_Sd_ClientServiceCurrentState()`.
- Open TCP connection if `SdClientServiceTcpRef` is configured and was not opened before
- A SubscribeEventgroup entry shall be sent out for each currently requested Consumed Eventgroup of this Client Service Instance (Consumed Eventgroups are requested using `Sd_ConsumedEventGroupSetState` and with state `SD_CONSUMED_EVENTGROUP_REQUESTED` or automatically on startup if `SdConsumedEventGroupAutoRequire` is configured to true).
- Leave the Repetition Phase immediately and enter the Main Phase.

]()

[SWS_SD_00369]

After sending the maximum repetitions (defined by `SdClientTimerInitialFindRepetitionsMax`) of `FindService` entries, the Repetition Phase shall be left and the Main Phase shall be entered.

]()

[SWS_SD_00371]

If `Sd_ClientServiceSetState()` is called with state `SD_CLIENT_SERVICE_RELEASED` while being in Repetition Phase, this phase shall be left and the service instance shall enter Down Phase.

]()

[SWS_SD_00373]

If `Sd_LocalIpAddressAssignmentChg()` is called with a state other than "TCPIP_IPADDR_STATE_ASSIGNED" while being in Initial Wait Phase,

- the Down Phase shall entered,
- "SD_CLIENT_SERVICE_DOWN" shall be indicated to the BswM module by calling the API `BswM_Sd_ClientServiceCurrentState()`, and
- "SD_CONSUMED_EVENTGROUP_DOWN" shall be indicated to the BswM module by calling the API `BswM_Sd_ConsumedEventGroupCurrentState()` for all associated ConsumedEventgroups.

]()

[SWS_SD_00374]

When the Down Phase is entered coming from Repetition Phase, `SoAd_DisableSpecificRouting()` shall be called for all Socket Connections referenced by this Client Service Instance.

]()

7.7.4 Main Phase for Client Services

[SWS_SD_00375]

The Service Discovery Module shall stay in the Main Phase as long as the following conditions apply:

- Client Service is needed (i.e. `Sd_ClientServiceSetState()` has been called with State "SD_CLIENT_SERVICE_REQUESTED")
- IP address assigned and can be used (i.e. `Sd_LocalIpAddressAssignmentChg` has been called with status `TCPIP_IPADDR_STATE_ASSIGNED`).

]()

[SWS_SD_00376]

If the Service Discovery Module receives an OfferService Entry, the following step(s) shall be performed in the following order:

- If received TTL is not equal to the max value, update the timer by the received TTL value.
- If the Sd had not reported `SD_CLIENT_SERVICE_AVAILABLE` since the last `SD_CLIENT_SERVICE_REQUESTED`, `SD_CLIENT_SERVICE_AVAILABLE` is reported using the API `BswM_Sd_ClientServiceCurrentState()`.
- Open TCP connection if `SdClientServiceTcpRef` is configured and was not opened before
- For each currently requested Consumed Eventgroup of this Client Service Instance (Consumed Eventgroups are requested using `Sd_ConsumedEventGroupSetState` and with state `SD_CONSUMED_EVENTGROUP_REQUESTED` or automatically on startup if `SdConsumedEventGroupAutoRequire` is configured to true), the following shall be done in exactly this order:
 - `StopSubscribeEventgroup` entry shall be sent out, if the last `SubscribeEventgroup` entry was sent as reaction to an OfferService entry received via Multicast, it was never answered with a `SubscribeEventgroupAck`, and the current OfferService entry was received via Multicast.
 - A `SubscribeEventgroup` entry shall be sent out

]()

Note: The amount of separate Service Discovery messages shall be reduced, i.e.: Combine as much information as possible into one Service Discovery message before calling the Socket Adaptor's transmit API.

[SWS_SD_00695]

If a StopSubscribeEventgroup and SubscribeEventgroup for the same Eventgroup (i.e. same Service ID, Instance ID, Eventgroup ID, Counter, and Major Version) have to be sent out, these entries have to be directly after each other in the same SD message (no entry between them).

|()

[SWS_SD_00377]

If the Service Discovery Module receives a SubscribeEventgroupAck fitting this Consumed Eventgroup for the first time after this Consumed Eventgroup was requested, the following step(s) shall be performed in the following order:

- Use the information of the Multicast Option (if existing) to set up relevant Multicast Information in SoAd (see SoConId related to SdConsumedEventGroupMulticastActivationRef).
- Call the API `SoAd_RequestIpAddressAssignment()` using the IP address received by the `SubscribeEventgroupAck` message.
- Call `BswM_Sd_ConsumedEventGroupCurrentState` with `SD_CONSUMED_EVENTGROUP_AVAILABLE`.
- Setup TTL timer with the TTL of the `SubscribeEventgroupAck` entry.

|()

[SWS_SD_00465]

If a Service Discovery Message contains only a `SubscribeEventgroupNack` entry but no `SubscribeEventgroupAck` entry for the same Eventgroup, Service Discovery shall do the following:

- Report the DEM error `SD_E_SUBSCR_NACK_RECV` (see `ECUC_SD_00123`) and restart the TCP connection (if applicable)
- call the API `SoAd_CloseSoCon()` with parameter `abort` set to `TRUE` to close all socket connections associated to this service instance
- call the API `SoAd_OpenSoCon()` to reopen all socket connections associated to this service instance

|()

[SWS_SD_00367]

If the Service Discovery Module receives a StopOfferService Entry, the following step(s) shall be performed in the following order:

- Stop the TTL timers of this Client Service Instance and all related Consumed Eventgroups.
- Report this Client Service as DOWN if it was reported AVAILABLE before (call `BswM_Sd_ClientServiceCurrentState` with `SD_CLIENT_SERVICE_DOWN` and the Client Service's handle ID).
- Report all Consumed Eventgroups as DOWN that were reported AVAILABLE before (call `BswM_Sd_ConsumedEventGroupCurrentState` with `SD_CONSUMED_EVENTGROUP_DOWN` and the Consumed Eventgroup's handle ID).
- In case the entry is in state `SD_CLIENT_SERVICE_AVAILABLE`, it shall be changed to "`SD_CLIENT_SERVICE_DOWN`" and `SD_CLIENT_SERVICE_DOWN` shall be reported to the BswM by calling the API `BswM_Sd_ClientServiceCurrentState()`.
- Stay in Main Phase and do not send FindService entries.

]()

[SWS_SD_00380]

The Service Discovery Module shall leave the Main Phase and enter the state `SD_CLIENT_SERVICE_DOWN` if at least one of the listed conditions described in [SWS_SD_00375](#) does not apply any more.

]()

[SWS_SD_00381]

If the Client goes DOWN which is indicated by a call of `Sd_ClientServiceSetState()` with State "`SD_REQUEST_CLIENT_SERVICE_RELEASED`" while all other conditions listed in [SWS_SD_00375](#) still apply, the Service Discovery module shall perform the following steps:

- Enter the Down Phase and indicate the state `SD_CLIENT_SERVICE_DOWN` to the BswM by calling the API `BswM_Sd_ClientServiceCurrentState()`.
- For all subscribed eventgroups of this Client Service,
 - a StopSubscribe shall be sent
 - the status shall be set to `SD_CONSUMED_EVENTGROUP_REQUESTED` and reported to BswM by calling the API `BswM_Sd_ConsumedEventGroupCurrentState()`.

]()

[SWS_SD_00600]

If the TTL Timer of a Client Service expires, the Service Discovery module shall perform the following steps:

- Enter the Initial Wait Phase and indicate the state `SD_CLIENT_SERVICE_DOWN` to the BswM by calling the API `BswM_Sd_ClientServiceCurrentState ()`.
- All subscribed Eventgroups of this Client Service shall expired in this instance (stop TTL timer) and the expiration shall be handled as describe in SWS_SD_00601.

J()

[SWS_SD_00601]

If the TTL Timer of an Eventgroup expires, the Service Discovery module shall perform the following step(s):

- the status shall be set to `SD_CONSUMED_EVENTGROUP_REQUESTED` and reported to BswM by calling the API `BswM_Sd_ConsumedEventGroupCurrentState ()`.

J()

[SWS_SD_00382]

When the Main Phase is left and the Down Phase is entered, the API `SoAd_DisableSpecificRouting ()` shall be called for all Socket Connections associated with this Client Service ID.

J()

7.7.5 Fan in control

This section describes the interaction between Service Discovery and Socket Adaptor (SoAd) to configure the RX path for receiving events (fan in).

[SWS_SD_00702]

If `SdConsumedEventGroupTcpActivationRef` is configured: When sending `SubscribeEventgroup` entries for this Eventgroup, the following shall be done:

- The relevant Routing Group shall be identified by following `SdConsumedEventGroupTcpActivationRef`.
- The relevant TCP Socket Connection shall be identified by `SdClientServiceTcpRef`.
- A TCP Endpoint option shall be constructed with these parameters.
- Only if this client is currently not subscribed yet:
 - `SoAd_EnableSpecificRouting` with the two parameters above.

J()

[SWS_SD_00703]

If `SdConsumedEventGroupUdpActivationRef` is configured: When sending `SubscribeEventgroup` entries for this `Eventgroup`, the following shall be done:

- The relevant `Routing Group` shall be identified by following `SdConsumedEventGroupUdpActivationRef`.
- The relevant `TCP Socket Connection` shall be identified by `SdClientServiceUdpRef`.
- A `UDP Endpoint` option shall be constructed with these parameters.
- Only if this client is currently not subscribed yet:
 - `SoAd_EnableSpecificRouting` with the two parameters above.

|()

[SWS_SD_00704]

If `SdConsumedEventGroupMulticastActivationRef` is configured: When receiving `SubscribeEventgroupAck` entries for this `Eventgroup` and with a referenced `Multicast Endpoint Option`, the following shall be done if this client is currently not subscribed yet:

- The relevant `Routing Group` shall be identified by following `SdConsumedEventGroupMulticastActivationRef`.
- The relevant `TCP Socket Connection` shall be identified:
 - Find the relevant `Socket Connection Group` using `SdConsumedEventGroupMulticastGroupRef` with the local `Address` and `Port` of the `Multicast Endpoint Option` or set one up.
 - Find the relevant `Socket Connection` in this `Socket Connection Group` by finding the `Address` and `Port` of this `Services Endpoint` or set one up.
- `SoAd_EnableSpecificRouting` with the two parameters above.

|()

[SWS_SD_00705]

Every wildcard socket connection shall be reset to wildcard if the following conditions apply:

- Remote address of the socket connection has been set by SD.
- No `Client Service` and `Eventgroup Subscription` for this `Socket Connection` is used anymore.

|()

[SWS_SD_00711]

On sending a `StopSubscribeEventgroup` entry for an `Eventgroup`, the routing for all relevant `Routing Groups` of this `Eventgroup` (see `SdConsumedEventGroupTcpActivationRef`, `SdConsumedEventGroupUdpActivationRef`, and `SdConsumedEventGroupMulticastActivationRef`) shall be deactivated, if they are not needed anymore.

|()

[SWS_SD_00706]

Every wildcard socket connection group shall be reset to wildcard if the following conditions apply:

- Local address of the socket connection has been set by SD.

- No Eventgroup Subscription for this Socket Connection is used anymore.
- 10)

7.8 Extended Production Errors

Error Name:	SD_E_OUT_OF_RES	
Short Description:	SD out of resources	
Long Description:	SD Instance does not have SoAd socket resources left to add client to Fan-Out.	
Recommended DTC:	N/A	
Detection Criteria:	FAIL	Every time when a Socket connection has to be opened but no Wildcard Socket Connection is available.
	PASS	After first startup until first error occurred.
Secondary Parameters:	Local IP-Address and Port Number of Socket Connection Group that has not enough Wildcard Socket Connections left	
Time Required:	N/A	
Monitor Frequency	Continuous	
MIL illumination:	N/A	

Error Name:	SD_E_MALFORMED_MSG	
Short Description:	SD received malformed SOME/IP-SD message	
Long Description:	The Service Discovery module received an inconsistent SOME/IP-SD message. This includes: <ul style="list-style-type: none"> Inconsistent combination of SOME/IP length, entries length, and options length Inconsistent length field of option Illegal values of fields (e.g. IP Addresses and Ports). 	
Recommended DTC:	N/A	
Detection Criteria:	FAIL	Every time a malformed SOME/IP-SD message has been received
	PASS	After first startup until first error occurred.
Secondary Parameters:	IP Address of Sender (Source IP Address)	
Time Required:	N/A	
Monitor Frequency	Continuous	
MIL illumination:	N/A	

Error Name:	SD_E_SUBSCR_NACK_RECV	
Short Description:	SD received SubscribeEventgroupNack entry	
Long Description:	The Service Discovery module received a SubscribeEventgroupNack entry, which is not expected.	
Recommended DTC:	N/A	
Detection Criteria:	FAIL	Every time a NACK is received.
	PASS	After first startup until first error occurred.
Secondary Parameters:	IP Address of Sender (Source IP Address)	
Time Required:	N/A	
Monitor Frequency	Continuous	
MIL illumination:	N/A	

7.9 Error classification

[SWS_SD_00106]

Values for production code Event Ids are assigned externally by the configuration of the Dem. They are published in the file Dem_IntErrId.h and included via Dem.h.

()

[SWS_SD_00107]

Development error values are of type uint8.

<i>Type or error</i>	<i>Relevance</i>	<i>Related error code</i>	<i>Value [hex]</i>
SD has not been initialized	Development	SD E NOT INITIALIZED	0x01
Null pointer has been passed as an argument	Development	SD E PARAM POINTER	0x02
Invalid mode request	Development	SD E INV MODE	0x03
Invalid Id	Development	SD E INV ID	0x04
Initialization failed	Development	SD E INIT_FAILED	0x05

Table 3 – Error classification (Development Errors)

()

[SWS_SD_00707]

The following table lists production errors that shall be distinguished by the Sd module:

<i>Type or error</i>	<i>Relevance</i>	<i>Related error code</i>	<i>Value [hex]</i>
Received Malformed Message	Extended Production	SD E MALFORMED MSG	Assigned by DEM
Out of resources	Extended Production	SD E OUT OF RES	Assigned by DEM
Negative Acknowledge received	Extended Production	SD E SUBSCR NACK RECV	Assigned by DEM

Table 4 – Error classification (Extended Production Errors)

()

7.10 Error detection

[SWS_SD_00108]

The detection of development errors shall be configurable (*ON* / *OFF*) at pre-compile time. The switch *SdDevErrorDetect* (see chapter 10) shall activate or deactivate the detection of all development errors.

]()

[SWS_SD_00109]

If the *SdDevErrorDetect* switch is enabled API parameter checking is enabled. The detailed description of the detected errors can be found in chapter 7.8 and chapter 8.

]()

Note: The detection of production code errors cannot be switched off.

7.11 Error notification

[SWS_SD_00110]

Detected development errors shall be reported to the *Det_ReportError* service of the Development Error Tracer (DET) if the pre-processor switch *SdDevErrorDetect* is set (see chapter 10).

]()

[SWS_SD_00111]

Production errors shall be reported to Diagnostic Event Manager.

]()

7.12 Debugging

[SWS_SD_00112] {OBSOLETE}[

All type definitions of variables which shall be debugged, shall be accessible by the header file Sd.h.

]()

[SWS_SD_00113] {OBSOLETE}[

Each variable that shall be accessible by AUTOSAR Debugging, shall be defined as global variable.

]()

[SWS_SD_00114] {OBSOLETE}[

The declaration of variables in the header file shall be such, that it is possible to calculate the size of the variables by C-"sizeof".]()

[SWS_SD_00115] {OBSOLETE}[

Variables available for debugging shall be described in the respective Basic Software Module Description.

]()

[SWS_SD_00116] {OBSOLETE}[

The states of Sd state machine shall be available for debugging.

]()

8 API specification

8.1 Imported Types

[SWS_SD_00117]

<i>Module</i>	<i>Imported Type</i>
ComStack_Types	PdulIdType
	PdulInfoType
Dem	Dem_EventIdType
	Dem_EventStatusType
SoAd	SoAd_RoutingGroupIdType
	SoAd_SoConIdType
Std_Types	Std_ReturnType
	Std_VersionInfoType
Tcplp	Tcplp_IpAddrAssignmentType
	Tcplp_IpAddrStateType
	Tcplp_SockAddrType

()

8.2 Type definitions

8.2.1 Sd_ConfigType

[SWS_SD_00690]

Name:	Sd_ConfigType	
Type:	Structure	
Range:	implementation specific	The content of the configuration data structure is implementation specific.
Description:	Configuration data structure of Sd module.	

()

8.2.2 Sd_ServerServiceSetStateType

[SWS_SD_00118]

Name:	Sd_ServerServiceSetStateType	
Type:	Enumeration	
Range:	SD_SERVER_SERVICE_DOWN	0
	SD_SERVER_SERVICE_AVAILABLE	1
Description:	This type defines the Server states that are reported to the SD using the expected API Sd_ServerServiceSetState.	

()

8.2.3 Sd_ClientServiceSetStateType

[SWS_SD_00405]

Name:	Sd_ClientServiceSetStateType	
Type:	Enumeration	
Range:	SD_CLIENT_SERVICE_RELEASED	0
	SD_CLIENT_SERVICE_REQUESTED	1
Description:	This type defines the Client states that are reported to the BswM using the expected API Sd_ClientServiceSetState.	

()

8.2.4 Sd_ConsumedEventGroupSetStateType

[SWS_SD_00550]

Name:	Sd_ConsumedEventGroupSetStateType	
Type:	Enumeration	
Range:	SD_CONSUMED_EVENTGROUP_RELEASED	0
	SD_CONSUMED_EVENTGROUP_REQUESTED	1
Description:	This type defines the subscription policy by consumed EventGroup for the Client Service.	

()

8.2.5 Sd_ClientServiceCurrentStateType

[SWS_SD_00551]

Name:	Sd_ClientServiceCurrentStateType	
Type:	Enumeration	
Range:	SD_CLIENT_SERVICE_DOWN	0
	SD_CLIENT_SERVICE_AVAILABLE	1
Description:	This type defines the modes to indicate the current mode request of a Client Service.	

()

8.2.6 Sd_ConsumedEventGroupCurrentStateType

[SWS_SD_00552]

Name:	Sd_ConsumedEventGroupCurrentStateType	
Type:	Enumeration	
Range:	SD_CONSUMED_EVENTGROUP_DOWN	0
	SD_CONSUMED_EVENTGROUP_AVAILABLE	1
Description:	This type defines the subscription policy by consumed EventGroup for the Client Service.	

()

8.2.7 Sd_EventHandlerCurrentStateType

[SWS_SD_00553]

Name:	Sd_EventHandlerCurrentStateType		
Type:	Enumeration		
Range:	SD_EVENT_HANDLER_RELEASED	0	
	SD_EVENT_HANDLER_REQUESTED	1	
Description:	This type defines the subscription policy by EventHandler for the Server Service.		

]()

8.3 Function definitions

This is a list of functions provided for upper layer modules.

8.3.1 Sd_Init

[SWS_SD_00119]

Service name:	Sd_Init		
Syntax:	<pre>void Sd_Init(const Sd_ConfigType* ConfigPtr)</pre>		
Service ID[hex]:	0x01		
Sync/Async:	Synchronous		
Reentrancy:	Non Reentrant		
Parameters (in):	ConfigPtr	Pointer to a selected configuration structure.	
Parameters (inout):	None		
Parameters (out):	None		
Return value:	None		
Description:	Initializes the Service Discovery.		

]()

[SWS_SD_00120]

The Sd_Init function shall initialize the state machines for all Service Instances according to SWS_SD_00020 and SWS_SD_00021.]()

[SWS_SD_00121]

The Sd_Init function shall internally store the configuration data address to enable subsequent API calls to access the configuration data.

]()

[SWS_SD_00122]

The Sd_Init function shall remember internally the successful initialization for other API functions to check for proper module initialization.

]()

8.3.2 Sd_GetVersionInfo

[SWS_SD_00124]

Service name:	Sd_GetVersionInfo
Syntax:	void Sd_GetVersionInfo(Std_VersionInfoType* versioninfo)
Service ID[hex]:	0x02
Sync/Async:	Synchronous
Reentrancy:	Reentrant
Parameters (in):	None
Parameters (inout):	None
Parameters (out):	versioninfo Pointer to where to store the version information of this module.
Return value:	None
Description:	Returns the version information of this module.

[SWS_Sd_00125]

The Sd_GetVersionInfo function shall return the version information of this module. The version information includes:

- Module Id
- Vendor Id
- Vendor specific version numbers

]()

[SWS_SD_00126]

Configuration of Sd_GetVersionInfo: This function shall be pre compile time configurable On/Off by the configuration parameter: SdVersionInfoApi

]()

[SWS_SD_00497]

If development error detection for the Service Discovery module is enabled, then the function Sd_GetVersionInfo shall check whether the parameter VersioninfoPtr is a NULL pointer (NULL_PTR). If VersioninfoPtr is a NULL pointer, then the function Sd_GetVersionInfo shall raise the development error SD_E_PARAM_POINTER and return.] ()

8.3.3 Sd_ServerServiceSetState

[SWS_SD_00496]

Service name:	Sd_ServerServiceSetState	
Syntax:	Std_ReturnType Sd_ServerServiceSetState(uint16 SdServerServiceHandleId, Sd_ServerServiceSetStateType ServerServiceState)	
Service ID[hex]:	0x07	
Sync/Async:	Asynchronous	
Reentrancy:	Reentrant	
Parameters (in):	SdServerServiceHandleId	ID to identify the Server Service Instance.
	ServerServiceState	The state the Server Service Instance shall be set to.
Parameters (inout):	None	
Parameters (out):	None	
Return value:	Std_ReturnType	E_OK: State accepted E_NOT_OK: State not accepted
Description:	This API function is used by the BswM to set the Server Service Instance state.	

()

[SWS_SD_00407]

If development error detection is enabled and the Service Discovery module has not been initialized using `Sd_Init()`, the `Sd_ServerServiceSetState` function shall raise the development error code `SD_E_NOT_INITIALIZED` and the `Sd_ServerServiceSetState` function shall return `E_NOT_OK`.

()

[SWS_SD_00408]

If the parameter `ServerServiceState` has an undefined value, the Service Discovery module shall not store the requested mode and return `E_NOT_OK`.
In case development error detection is enabled, the Service Discovery module shall additionally raise the development error code `SD_E_INV_MODE`.

()

[SWS_SD_00607] If the parameter `SdServerServiceHandleId` has an invalid value, the Service Discovery Module shall not store the requested mode and return `E_NOT_OK`. In case development error detection is enabled, the Service Discovery module shall additionally raise the development error code `SD_E_INV_ID`.]()

8.3.4 Sd_ClientServiceSetState

[SWS_SD_00409]

Service name:	Sd_ClientServiceSetState	
Syntax:	Std_ReturnType Sd_ClientServiceSetState(uint16 ClientServiceHandleId, Sd_ClientServiceSetStateType ClientServiceState)	
Service ID[hex]:	0x08	
Sync/Async:	Asynchronous	
Reentrancy:	Reentrant	
Parameters (in):	ClientServiceHandleId	ID to identify the Client Service Instance.
	ClientServiceState	The state the Client Service Instance shall be set to.
Parameters (inout):	None	
Parameters (out):	None	
Return value:	Std_ReturnType	E_OK: State accepted E_NOT_OK: State not accepted
	Description: This API function is used by the BswM to set the Client Service Instance state.	

()

[SWS_SD_00410]

If development error detection is enabled and the Service Discovery module has not been initialized using `Sd_Init()`, the `Sd_ClientServiceSetState` function shall raise the development error code `SD_E_NOT_INITIALIZED` and the `Sd_ClientServiceSetState` function shall return `E_NOT_OK`.

()

[SWS_SD_00411]

If the parameter `ClientServiceState` has an undefined value, the Service Discovery module shall not store the requested mode and return `E_NOT_OK`.
In case development error detection is enabled, the Service Discovery module shall additionally raise the development error code `SD_E_INV_MODE`.

()

[SWS_SD_00608] If the parameter `ClientServiceHandleId` has an invalid value, the Service Discovery module shall not store the requested mode and return `E_NOT_OK`. In case development error detection is enabled, the Service Discovery module shall additionally raise the development error code `SD_E_INV_ID`.]] ()

8.3.5 Sd_ConsumedEventGroupSetState

[SWS_SD_00560]

Service name:	Sd_ConsumedEventGroupSetState	
Syntax:	Std_ReturnType Sd_ConsumedEventGroupSetState (uint16 SdConsumedEventGroupHandleId, Sd_ConsumedEventGroupSetStateType ConsumedEventGroupState)	
Service ID[hex]:	0x09	
Sync/Async:	Asynchronous	
Reentrancy:	Reentrant	
Parameters (in):	SdConsumedEventGroupHandleId	ID to identify the Consumed Eventgroup
	ConsumedEventGroupState	The state the EventGroup shall be set to.
Parameters (inout):	None	
Parameters (out):	None	
Return value:	Std_ReturnType	E_OK: State accepted E_NOT_OK: State not accepted
Description:	This API function is used by the BswM to set the requested state of the EventGroupStatus.	

()

[SWS_SD_00469]

If development error detection is enabled and the Service Discovery module has not been initialized using `Sd_Init()`, the `Sd_ConsumedEventGroupSetState` function shall raise the development error code `SD_E_NOT_INITIALIZED` and the `Sd_ConsumedEventGroupSetState` function shall return `E_NOT_OK`.

()

[SWS_SD_00470]

If `ConsumedEventGroupSetState` has an undefined value, the Service Discovery module shall not store the requested mode and return `E_NOT_OK`.

In case development error detection is enabled, the Service Discovery module shall additionally raise the development error code `SD_E_INV_MODE`.

()

[SWS_SD_00609] If the parameter `SdConsumedEventGroupHandleId` has an invalid value, the Service Discovery module shall not store the requested mode and return `E_NOT_OK`. In case development error detection is enabled, the Service Discovery module shall additionally raise the development error code `SD_E_INV_ID`.]] ()

8.3.6 Sd_LocalIpAddrAssignmentChg

[SWS_SD_00412]

Service name:	Sd_LocalIpAddrAssignmentChg	
Syntax:	<pre>void Sd_LocalIpAddrAssignmentChg(SoAd_SoConIdType SoConId, TcpIp_IpAddrStateType State)</pre>	
Service ID[hex]:	0x05	
Sync/Async:	Synchronous	
Reentrancy:	Reentrant for different SoConIds. Non Reentrant for the same SoConId.	
Parameters (in):	SoConId	socket connection index specifying the socket connection where the IP address assignment has changed.
	State	state of IP address assignment.
Parameters (inout):	None	
Parameters (out):	None	
Return value:	None	
Description:	This function gets called by the SoAd if an IP address assignment related to a socket connection changes (i.e. new address assigned or assigned address becomes invalid).	

()

[SWS_SD_00471]

If development error detection is enabled and the Service Discovery module has not been initialized using `Sd_Init()`, the `Sd_LocalIpAddrAssignmentChg` function shall raise the development error code `SD_E_NOT_INITIALIZED` and the `Sd_LocalIpAddrAssignmentChg` function shall return without further action.

()

[SWS_SD_00472]

If the parameter `State` has an undefined value, the Service Discovery module shall not store the requested mode and return.

In case development error detection is enabled, the Service Discovery module shall additionally raise the development error code `SD_E_INV_MODE`.

()

[SWS_SD_00610]

If the parameter `SoConId` has an invalid value, the Service Discovery module shall not store the requested mode and return. In case development error detection is enabled, the Service Discovery module shall additionally raise the development error code `SD_E_INV_ID`.

()

8.4 Call-back notifications

This is a list of functions provided for other modules. The function prototypes of the callback functions shall be provided in the file `Sd_Cbk.h`.

8.4.1 Sd_RxIndication

[SWS_SD_00129] [

Service name:	Sd_RxIndication	
Syntax:	<pre>void Sd_RxIndication(PduIdType RxPduId, const PduInfoType* PduInfoPtr)</pre>	
Service ID[hex]:	0x42	
Sync/Async:	Synchronous	
Reentrancy:	Reentrant for different PduIds. Non reentrant for the same PduId.	
Parameters (in):	RxPduId	ID of the received I-PDU.
	PduInfoPtr	Contains the length (SduLength) of the received I-PDU and a pointer to a buffer (SduDataPtr) containing the I-PDU.
Parameters (inout):	None	
Parameters (out):	None	
Return value:	None	
Description:	Indication of a received I-PDU from a lower layer communication interface module.	

] ()

[SWS_SD_00473]

If development error detection is enabled and the Service Discovery module has not been initialized using `Sd_Init()`, the `Sd_RxIndication` function shall raise the development error code `SD_E_NOT_INITIALIZED` and the `Sd_RxIndication` function shall return without further action.

]()

[SWS_SD_00474]

If `RxPduId` has an undefined value, the Service Discovery module shall discard the message and return without further action.

In case development error detection is enabled, the Service Discovery module shall additionally raise the development error code `SD_E_INV_ID`.

]()

[SWS_SD_00475]

If development error detection is enabled: The function shall check parameter `PduInfoPtr` for being a null pointer. In this case, the function shall raise the development error `SD_E_PARAM_POINTER` and return without further action.

]()

8.5 Scheduled functions

The following functions are called directly by Basic Software Scheduler. The following functions shall have no return value and no parameter. All functions shall be non-reentrant.

8.5.1 Sd_MainFunction

[SWS_SD_00130] [

Service name:	Sd_MainFunction
Syntax:	void Sd_MainFunction(void)
Service ID[hex]:	0x06
Description:	--

]()

[SWS_SD_00132]

If development error detection is enabled and the Service Discovery module has not been initialized using `Sd_Init()`, the `Sd_MainFunction` function shall raise the development error code `SD_E_NOT_INITIALIZED` and the `Sd_MainFunction` function shall return without further action.

]()

[SWS_SD_00131]

The `Sd_MainFunction` shall update all counters, timers, states and phases and process the Rx and Tx data path.

]()

8.6 Expected Interfaces

In this chapter, all interfaces required from other modules are listed.

8.6.1 Mandatory Interfaces

This chapter defines all interfaces, which are required to fulfill the core functionality of the module.

[SWS_SD_00133]

API function	Description
Dem_ReportErrorStatus	Queues the reported events from the BSW modules (API is only used by BSW modules). The interface has an asynchronous behavior, because the processing of the event is done within the Dem main function. OBD Events Suppression shall be ignored for this computation.
SoAd_DisableSpecificRouting	Disables routing of a group of PDUs in the SoAd related to the RoutingGroup specified by parameter id only on the socket connection identified by SoConId.
SoAd_EnableSpecificRouting	Enables routing of a group of PDUs in the SoAd related to the RoutingGroup specified by parameter id only on the socket connection identified by SoConId.
SoAd_GetLocalAddr	Retrieves the local address (IP address and port) actually used for the SoAd socket connection specified by SoConId, the netmask and default router
SoAd_GetPhysAddr	Retrieves the physical source address of the EthIf controller used by the SoAd socket connection specified by SoConId.
SoAd_GetRemoteAddr	Retrieves the remote address (IP address and port) actually used for the SoAd socket connection specified by SoConId
SoAd_IfSpecificRoutingGroupTransmit	Triggers the transmission of all If-TxPDUs identified by the parameter id on the socket connection specified by SoConId after requesting the data from the related upper layer.
SoAd_IfTransmit	Requests transmission of an I-PDU.
SoAd_SetRemoteAddr	By this API service the remote address (IP address and port) of the specified socket connection shall be set.

()

8.6.2 Optional Interfaces

This chapter defines all interfaces, which are required to fulfill an optional functionality of the module.

[SWS_SD_00134] [

API function	Description
BswM_Sd_ClientServiceCurrentState	Function called by Service Discovery to indicate current state of the Client Service (available/down).
BswM_Sd_ConsumedEventGroupCurrentState	Function called by Service Discovery to indicate current status of the Consumed Eventgroup (available/down).
BswM_Sd_EventHandlerCurrentState	Function called by Service Discovery to indicate current status of the EventHandler (requested/released).
Det_ReportError	Service to report development errors.
SoAd_CloseSoCon	This service closes the socket connection specified by SoConId.
SoAd_DisableRouting	Disables routing of a group of PDUs in the SoAd related to the RoutingGroup specified by parameter id. Routing of PDUs can be either forwarding of PDUs from the upper layer to a TCP or UDP socket of the TCP/IP stack specified by a PduRoute or the other way around specified by a SocketRoute.
SoAd_EnableRouting	Enables routing of a group of PDUs in the SoAd related to the RoutingGroup specified by parameter id. Routing of PDUs can be either forwarding of PDUs from the upper layer to a TCP or UDP socket of the TCP/IP stack specified by a PduRoute or the other way around specified by a SocketRoute.
SoAd_GetSoConId	Returns socket connection index related to the specified TxPduld.
SoAd_IfRoutingGroupTransmit	Triggers the transmission of all If-TxPDUs identified by the parameter id after requesting the data from the related upper layer.
SoAd_OpenSoCon	This service opens the socket connection specified by SoConId.
SoAd_ReleaseIpAddrAssignment	By this API service the local IP address assignment used for the socket connection specified by SoConId is released.
SoAd_RequestIpAddrAssignment	By this API service the local IP address assignment which shall be used for the socket connection specified by SoConId is initiated.
SoAd_SetUniqueRemoteAddr	This API service shall either return the socket connection index of the SoAdSocketConnectionGroup where the specified remote address (IP address and port) is set or assign the remote address to an unused socket connection from the same SoAdSocketConnectionGroup.

]()

9 Sequence diagrams

9.1 CLIENT / SERVER: Sd_RxIndication

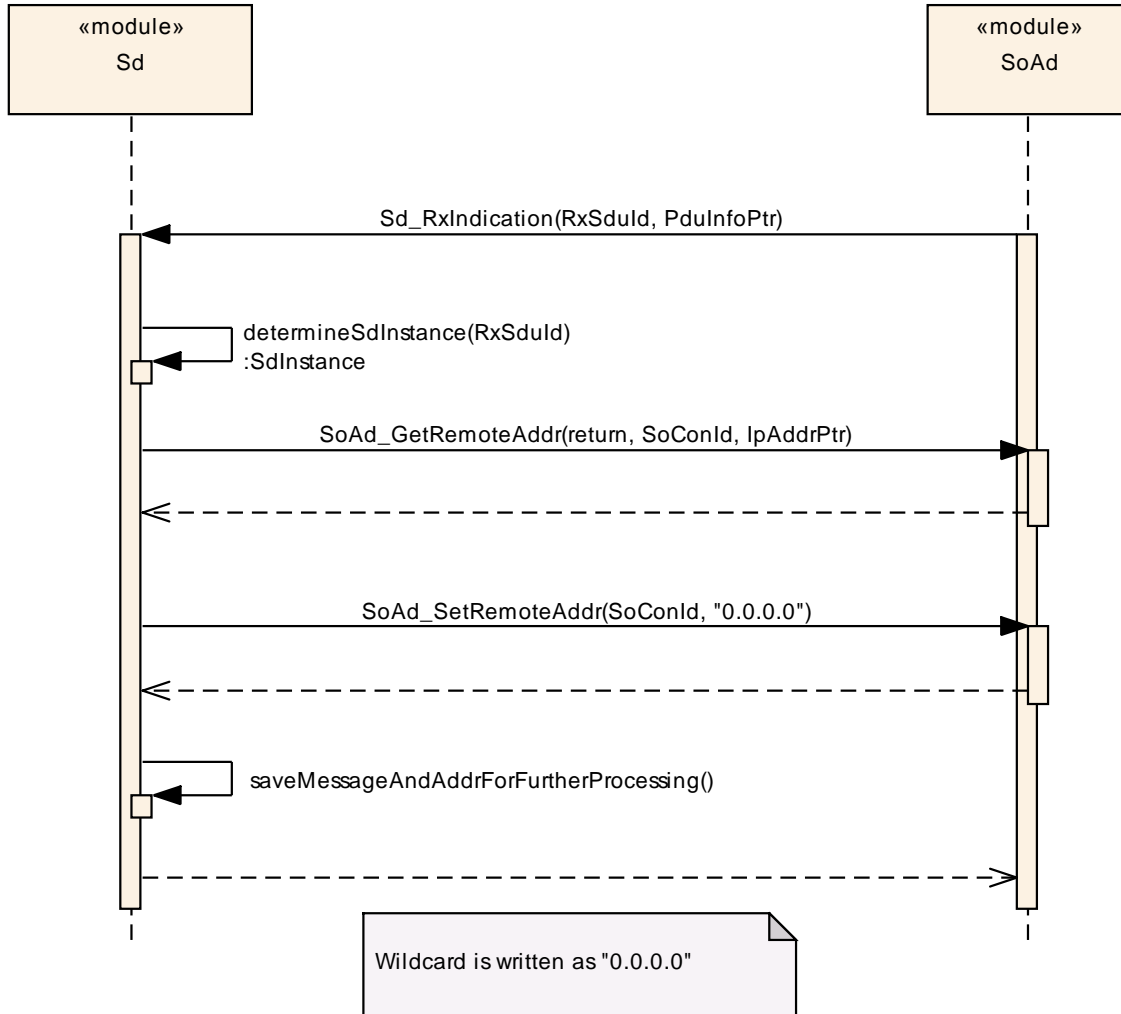


Figure 9.1: Sequence CLIENT / SERVER: Sd_RxIndication

9.2 SERVER: Response Behavior

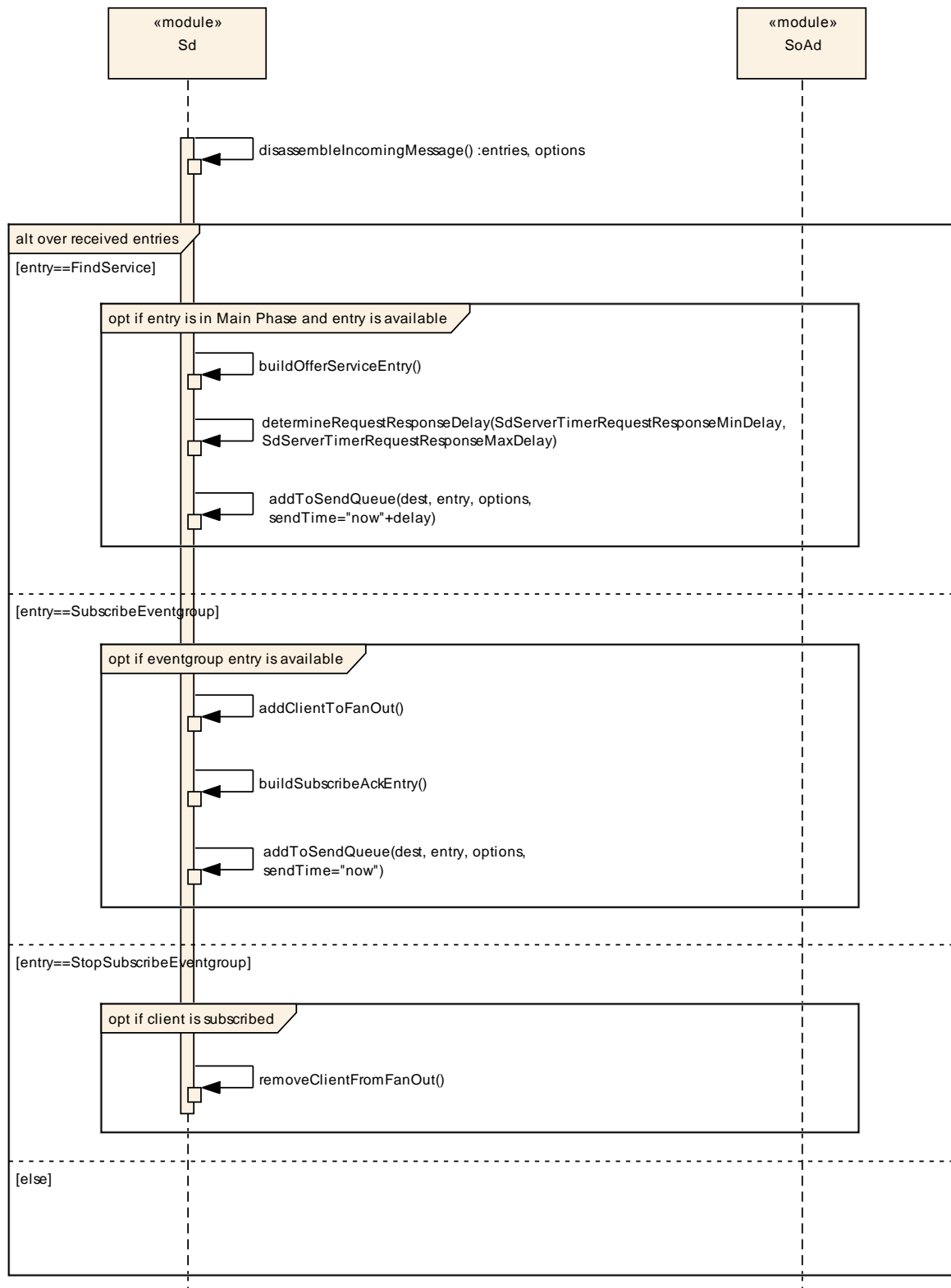


Figure 9.2: Sequence: SERVER: Response Behavior

9.3 CLIENT: Response Behavior

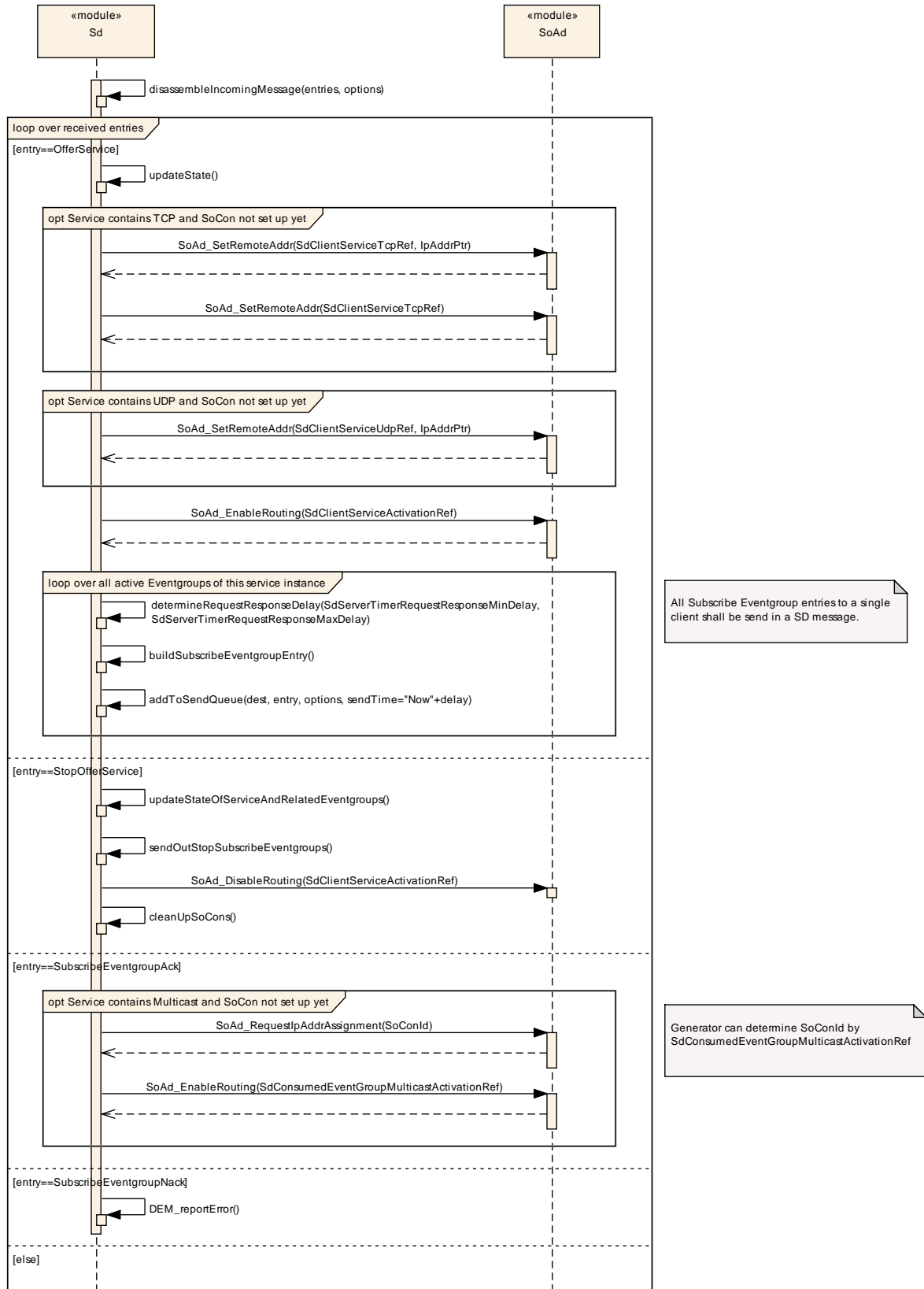


Figure 9.3: Sequence CLIENT: Response Behavior

9.4 SERVER: buildOfferServiceEntry

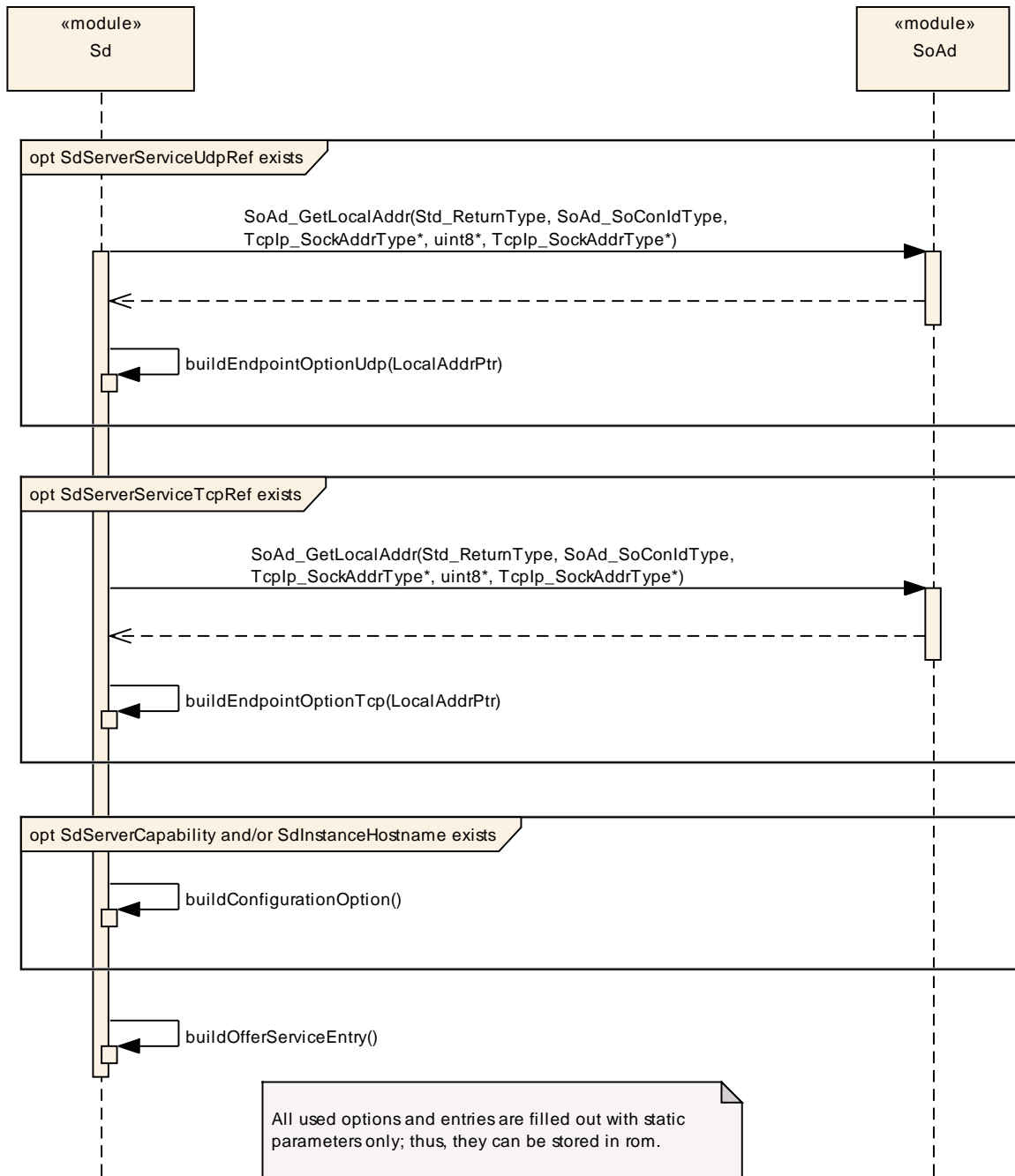


Figure 9.4: Sequence SERVER: buildOfferServiceEntry

9.5 CLIENT: buildSubscribeEventgroupEntry

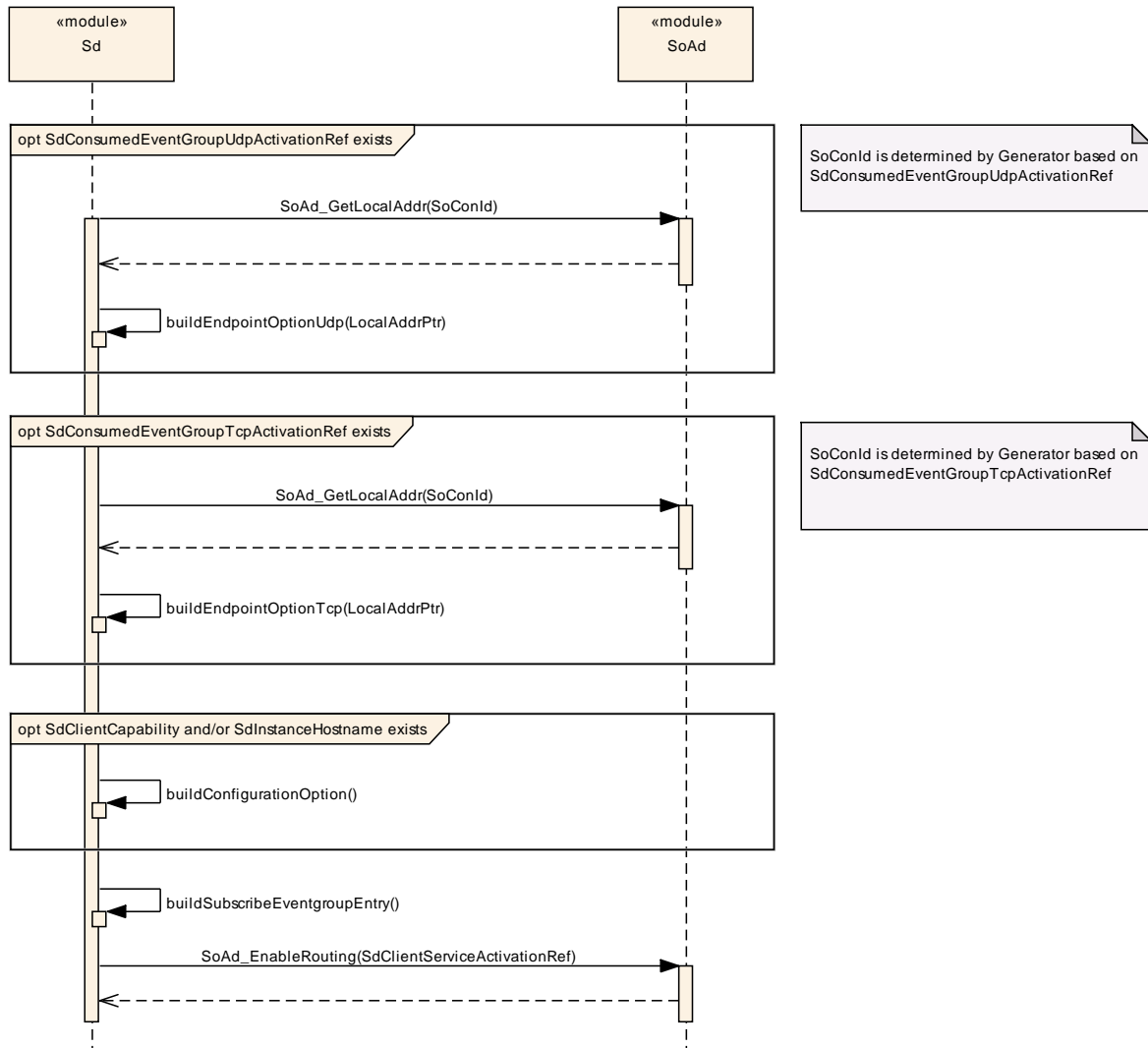


Figure 9.5: Sequence CLIENT: buildSubscribeEventgroupEntry

9.6 SERVER: buildSubscribeEventgroupAckEntry

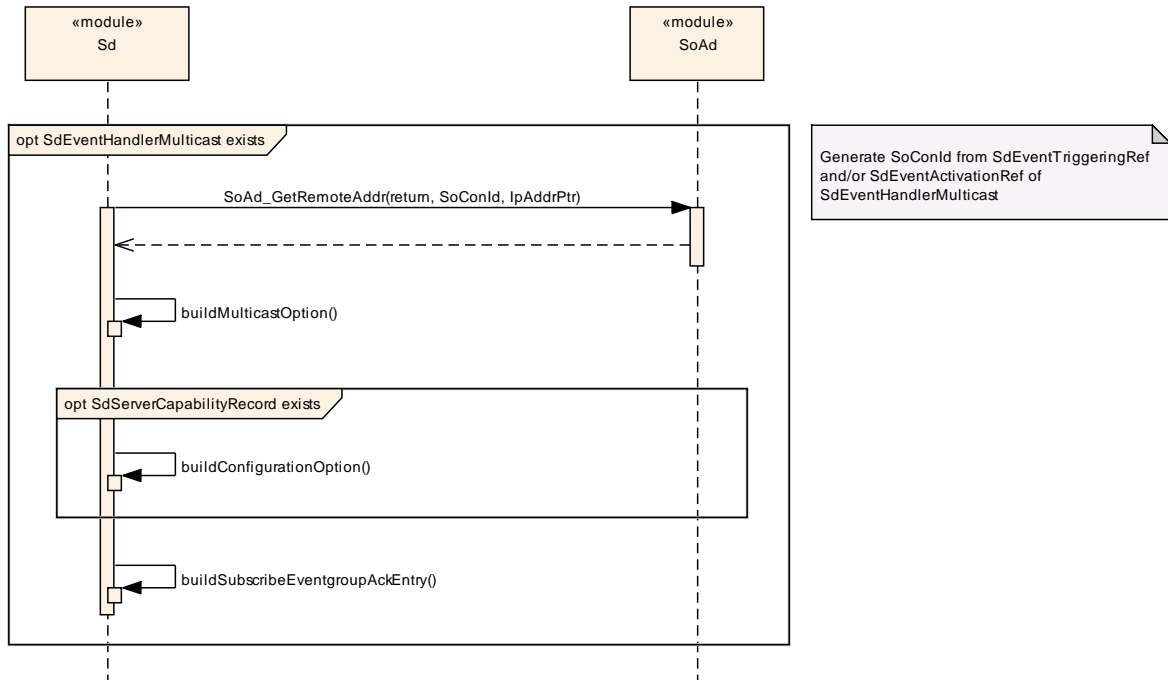


Figure 9.6: Sequence CLIENT: buildSubscribeEventgroupAckEntry

9.7 CLIENT / SERVER: TransmitSdMessage

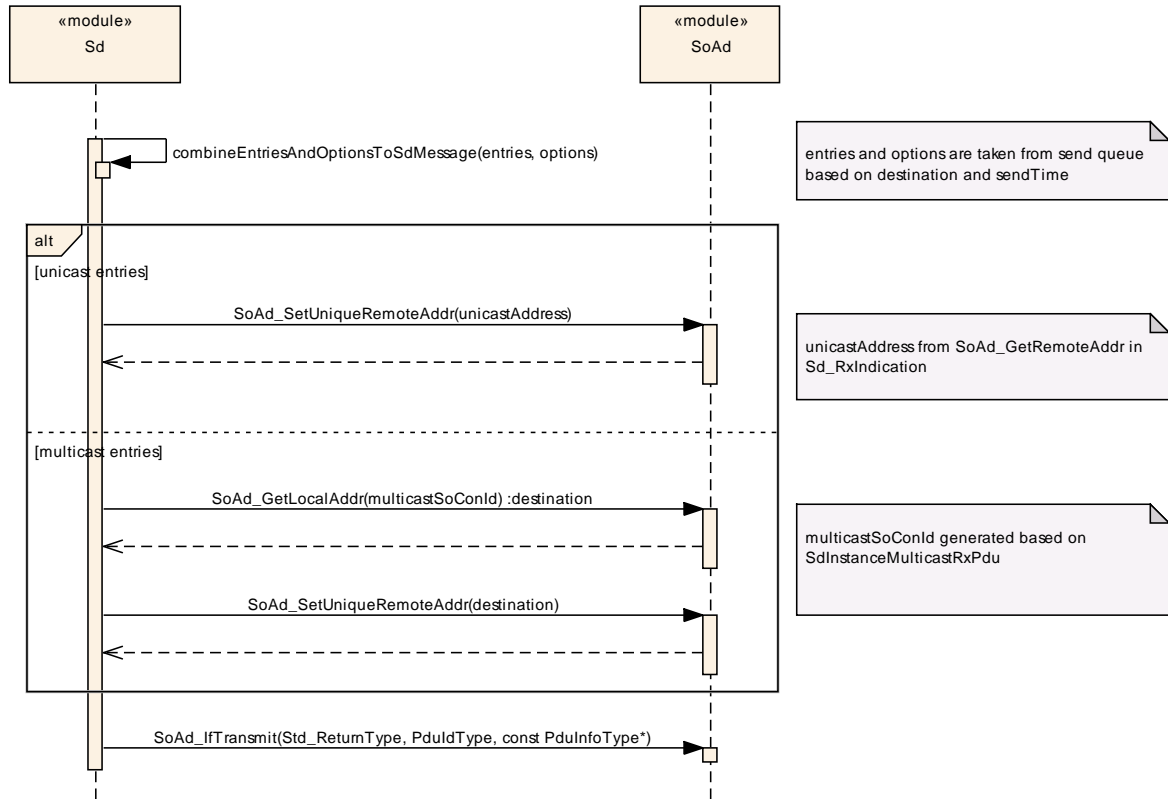


Figure 9.7: Sequence CLIENT / SERVER: TransmitSdMessage

9.8 SERVER: AddClientToFanOut

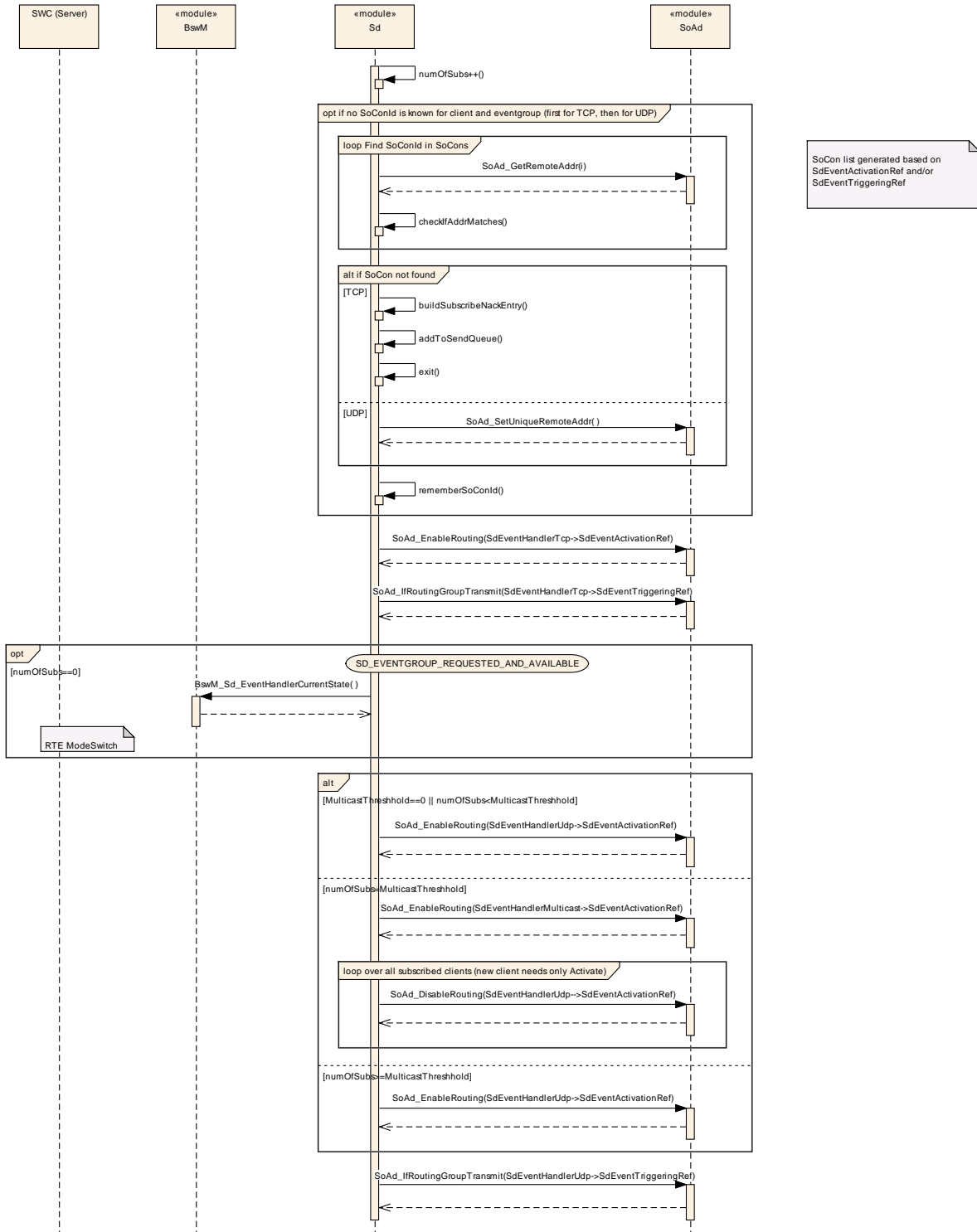


Figure 9.8: Sequence SERVER: AddClientToFanOut

9.9 SERVER: Start

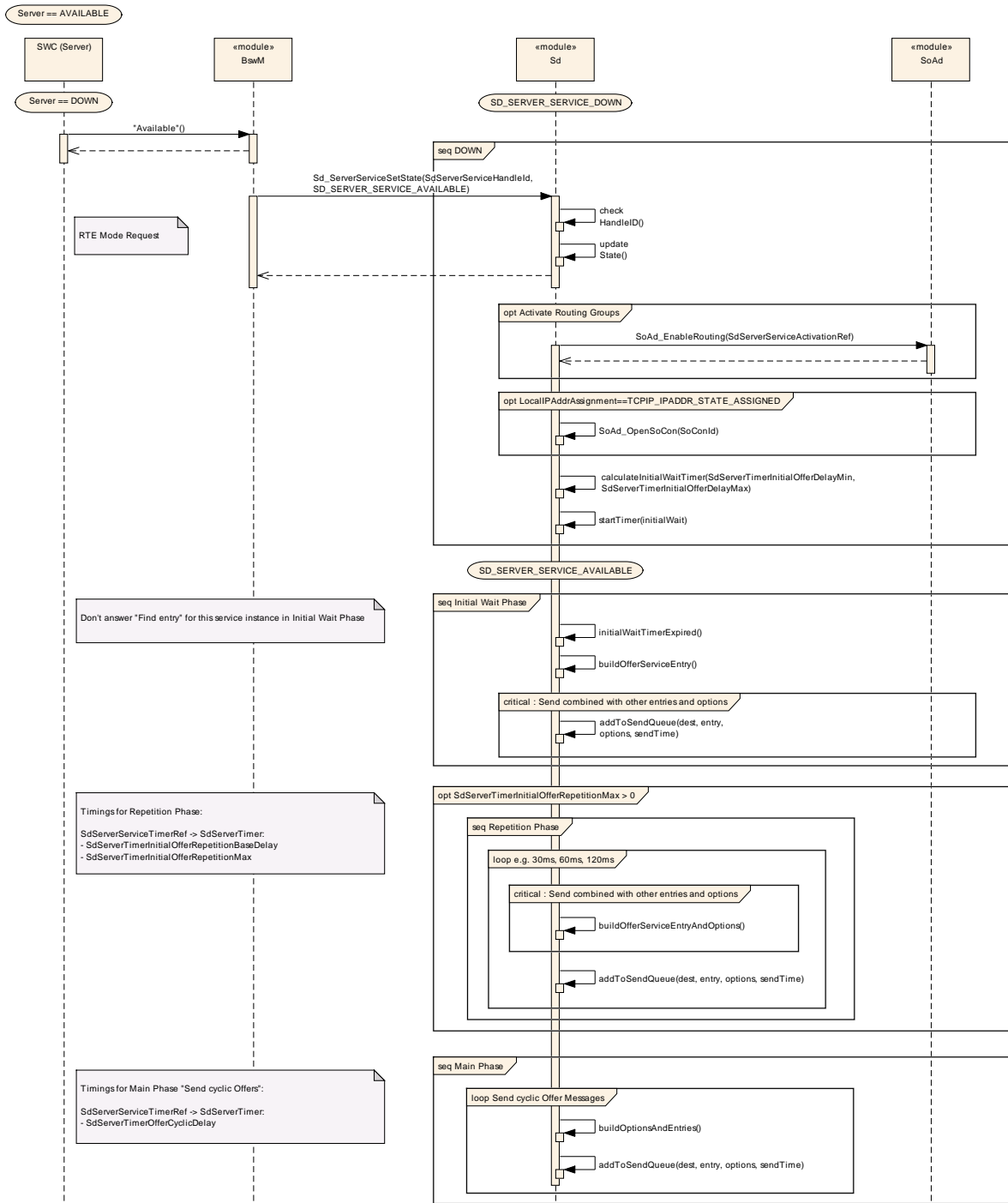


Figure 9.9: Sequence SERVER: Start

9.10 CLIENT: Start

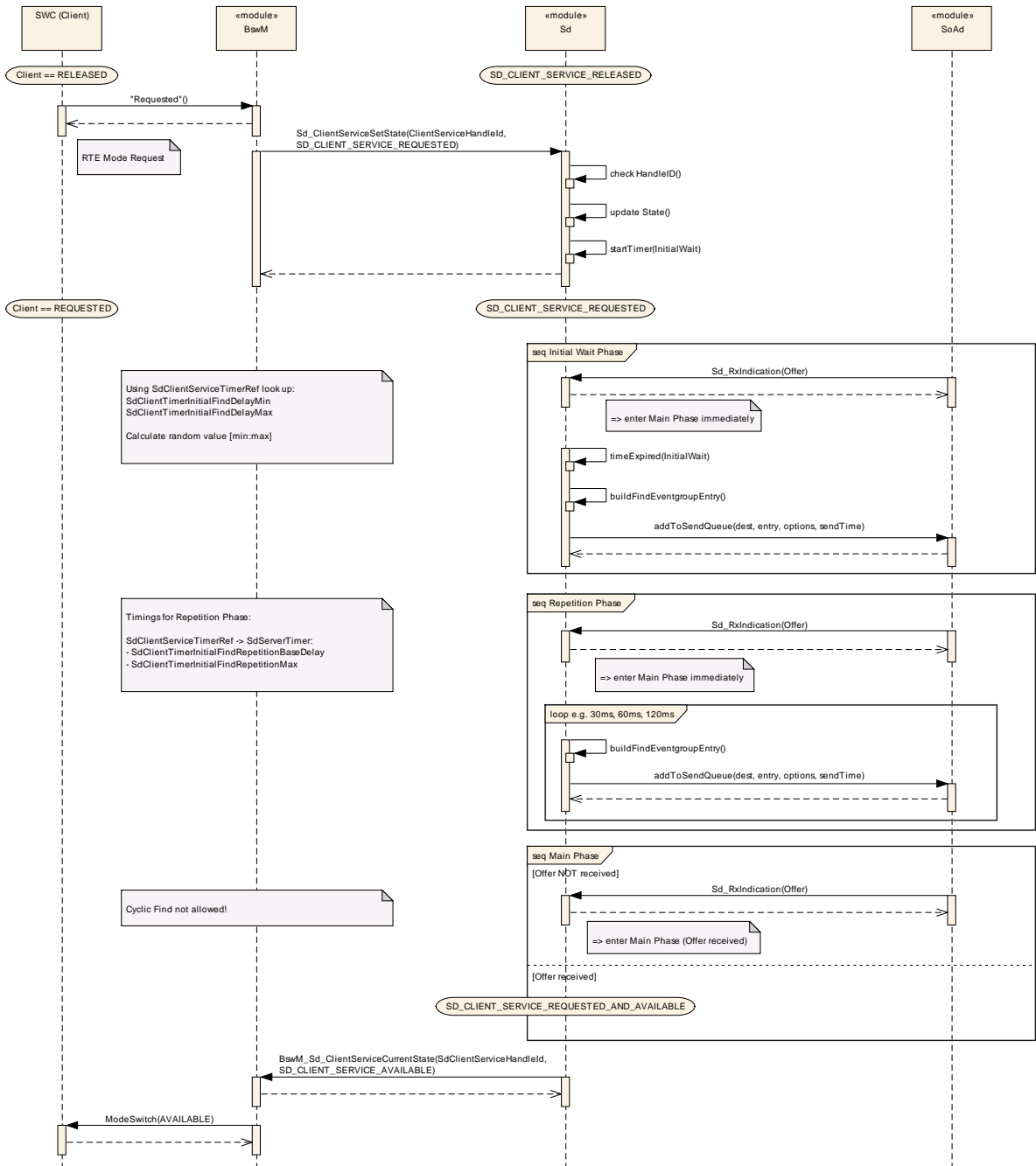


Figure 9.10: Sequence CLIENT: Start

10 Containers and configuration parameters

The following chapters summarize all configuration parameters. The detailed meanings of the parameters describe Chapters 7 and Chapter 8.

[SWS_SD_00135]

The Service Discovery module shall support tool based configuration.

]()

[SWS_SD_00136]

The configuration tool shall check the consistency of the configuration parameters at system configuration time.

]()

10.1 Variants

10.1.1 VARIANT-PRE-COMPILE (Pre-compile Configuration)

[SWS_SD_00137]

In the variant VARIANT-PRE-COMPILE all parameters below that are marked as pre-compile configurable with “VARIANT-PRE-COMPILE“ shall be configurable in a pre-compile manner, for example as #defines.

The module is most likely to be as source code delivered.

]()

10.1.2 VARIANT-LINK-TIME (Link-time Configuration)

[SWS_SD_00138]

The variant VARIANT-LINK-TIME shall include all configuration options of the variant VARIANT-PRE-COMPILE. Additionally all parameters that are marked as link-time configurable with “VARIANT-LINK-TIME“ shall be configurable at link time for example by linking a special configured parameter object file.

The module is most likely to be as source code delivered.

]()

10.1.3 VARIANT-POST-BUILD (Post-build Configuration)

[SWS_SD_00139]

The variant VARIANT-POST-BUILD shall include all configuration options of the variant VARIANT-LINK-TIME. Additionally all parameters that are marked as post-build configurable with “VARIANT-POST-BUILD“ shall be configurable post build for example by flashing configuration data.

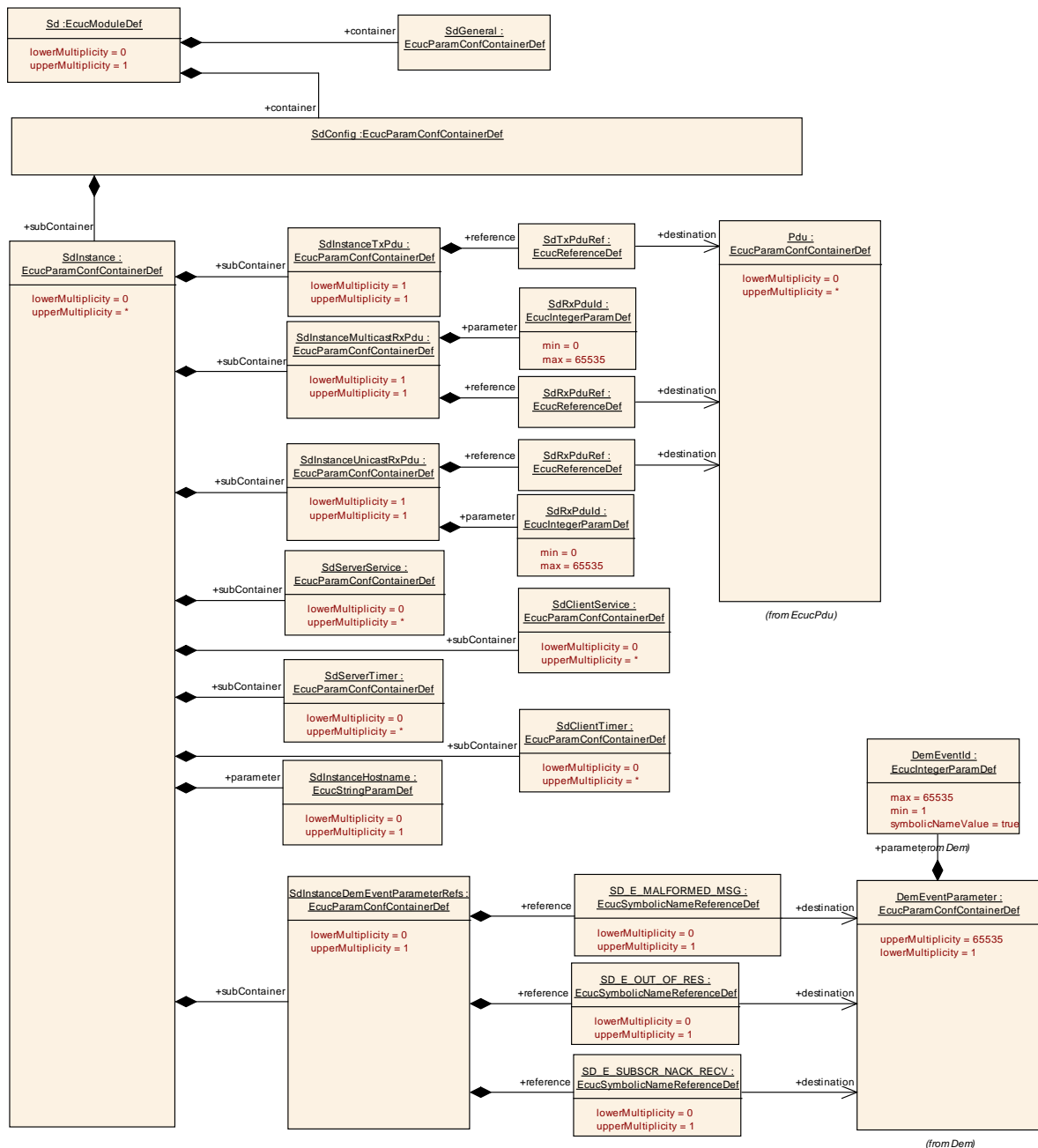
The module is most likely to be as source code delivered.

]()

10.1.4 Sd

SWS Item	ECUC_SD_00001 :
Module Name	<i>Sd</i>
Module Description	Configuration of the Service Discovery module.
Post-Build Variant Support	true

Included Containers		
Container Name	Multiplicity	Scope / Dependency
SdConfig	1	This container contains the configuration parameters and sub containers of the AUTOSAR Service Discovery module.
SdGeneral	1	This container lists the general configuration parameters for the Service Discovery module.



10.1.5 SdGeneral

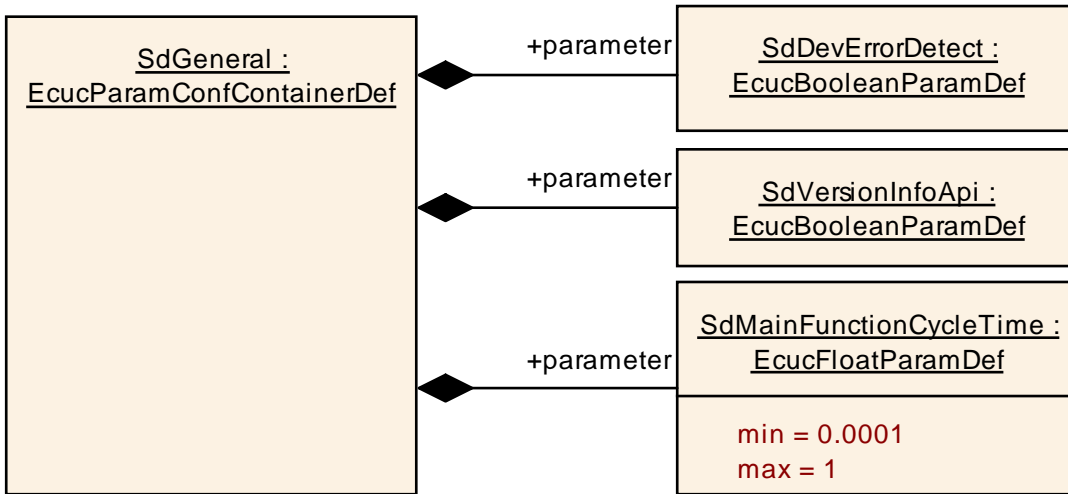
SWS Item	ECUC_SD_00002 :
Container Name	SdGeneral
Description	This container lists the general configuration parameters for the Service Discovery module.
Configuration Parameters	

SWS Item	ECUC_SD_00006 :		
Name	SdDevErrorDetect		
Description	Switches the Default Error Tracer (Det) detection and notification ON or OFF. <ul style="list-style-type: none"> • true: enabled (ON). • false: disabled (OFF). 		
Multiplicity	1		
Type	EcucBooleanParamDef		
Default value	--		
Post-Build Variant Value	false		
Value Configuration Class	Pre-compile time	X	All Variants
	Link time	--	
	Post-build time	--	
Scope / Dependency	scope: local		

SWS Item	ECUC_SD_00008 :		
Name	SdMainFunctionCycleTime		
Description	This parameter defines the cycle time in seconds of the periodic calling of Sd main function.		
Multiplicity	1		
Type	EcucFloatParamDef		
Range	1E-4 .. 1		
Default value	--		
Post-Build Variant Value	false		
Value Configuration Class	Pre-compile time	X	All Variants
	Link time	--	
	Post-build time	--	
Scope / Dependency	scope: local		

SWS Item	ECUC_SD_00007 :		
Name	SdVersionInfoApi		
Description	Enables and disables the version info API.		
Multiplicity	1		
Type	EcucBooleanParamDef		
Default value	--		
Post-Build Variant Value	false		
Value Configuration Class	Pre-compile time	X	All Variants
	Link time	--	
	Post-build time	--	
Scope / Dependency	scope: local		

No Included Containers



10.1.6 SdConfig

SWS Item	ECUC_SD_00003 :
Container Name	SdConfig
Description	This container contains the configuration parameters and sub containers of the AUTOSAR Service Discovery module.
Configuration Parameters	

Included Containers		
Container Name	Multiplicity	Scope / Dependency
SdInstance	0..*	This container represents an instance of the SD; i.e. the SD configuration for a certain link.

10.1.7 SdInstance

SWS Item	ECUC_SD_00084 :
Container Name	SdInstance
Description	This container represents an instance of the SD; i.e. the SD configuration for a certain link.
Configuration Parameters	

SWS Item	ECUC_SD_00012 :		
Name	SdInstanceHostname		
Description	Configuration parameter to specify the Hostname.		
Multiplicity	0..1		
Type	EcucStringParamDef		
Default value	--		
maxLength	--		
minLength	--		
regularExpression	--		
Post-Build Variant Multiplicity	true		
Post-Build Variant Value	true		
Multiplicity Configuration Class	Pre-compile time	X	VARIANT-PRE-COMPILE
	Link time	X	VARIANT-LINK-TIME
	Post-build time	X	VARIANT-POST-BUILD
Value Configuration Class	Pre-compile time	X	VARIANT-PRE-COMPILE
	Link time	X	VARIANT-LINK-TIME
	Post-build time	X	VARIANT-POST-BUILD
Scope / Dependency	scope: local		

Included Containers		
Container Name	Multiplicity	Scope / Dependency
SdClientService	0..*	This container specifies all parameters used by Client services.
SdClientTimer	0..*	This container specifies all timers used by the Service Discovery module for Client Services.
SdInstanceDemEventParameterRefs	0..1	Container for the references to DemEventParameter elements which shall be invoked using the API Dem_ReportErrorStatus API in case the corresponding error occurs. The EventId is taken from the referenced DemEventParameter's DemEventId value. The standardized errors are provided in the container and can be extended by vendor specific error references.
SdInstanceMulticastRxPdu	1	This container specifies the received PDU.
SdInstanceTxPdu	1	This container specifies the transmitted PDU.
SdInstanceUnicastRxPdu	1	This container specifies the received PDU.
SdServerService	0..*	This container specifies all parameters used by Server services.
SdServerTimer	0..*	This container specifies all timers used by the Service Discovery module for Server Services.

10.1.8 SdClientTimer

SWS Item	ECUC_SD_00043 :
Container Name	SdClientTimer
Description	This container specifies all timers used by the Service Discovery module for Client Services.
Configuration Parameters	

SWS Item	ECUC_SD_00063 :		
Name	SdClientTimerInitialFindDelayMax		
Description	Max value in [s] to delay randomly the transmission of a find message. This parameter is mandatory for ClientService.		
Multiplicity	0..1		
Type	EcucFloatParamDef		
Range	0 .. INF		
Default value	--		
Post-Build Variant Multiplicity	true		
Post-Build Variant Value	true		
Multiplicity Configuration Class	Pre-compile time	X	VARIANT-PRE-COMPILE
	Link time	X	VARIANT-LINK-TIME
	Post-build time	X	VARIANT-POST-BUILD
Value Configuration Class	Pre-compile time	X	VARIANT-PRE-COMPILE
	Link time	X	VARIANT-LINK-TIME
	Post-build time	X	VARIANT-POST-BUILD
Scope / Dependency	scope: ECU		

SWS Item	ECUC_SD_00044 :		
Name	SdClientTimerInitialFindDelayMin		
Description	Min value in [s] to delay randomly the transmission of a find message. This parameter is mandatory for ClientService.		
Multiplicity	0..1		
Type	EcucFloatParamDef		
Range	0 .. INF		
Default value	--		
Post-Build Variant Multiplicity	true		
Post-Build Variant Value	true		
Multiplicity Configuration Class	Pre-compile time	X	VARIANT-PRE-COMPILE
	Link time	X	VARIANT-LINK-TIME
	Post-build time	X	VARIANT-POST-BUILD
Value Configuration Class	Pre-compile time	X	VARIANT-PRE-COMPILE
	Link time	X	VARIANT-LINK-TIME
	Post-build time	X	VARIANT-POST-BUILD
Scope / Dependency	scope: ECU		

SWS Item	ECUC_SD_00047 :		
Name	SdClientTimerInitialFindRepetitionsBaseDelay		
Description	The base delay in [s] for find repetitions. Successive finds have an exponential back off delay (1x base delay, 2x base delay, 4x base delay, ...). This parameter is mandatory for ClientService.		
Multiplicity	0..1		
Type	EcucFloatParamDef		
Range	0 .. INF		

Default value	--		
Post-Build Variant Multiplicity	true		
Post-Build Variant Value	true		
Multiplicity Configuration Class	Pre-compile time	X	VARIANT-PRE-COMPILE
	Link time	X	VARIANT-LINK-TIME
	Post-build time	X	VARIANT-POST-BUILD
Value Configuration Class	Pre-compile time	X	VARIANT-PRE-COMPILE
	Link time	X	VARIANT-LINK-TIME
	Post-build time	X	VARIANT-POST-BUILD
Scope / Dependency	scope: ECU		

SWS Item	ECUC_SD_00046 :		
Name	SdClientTimerInitialFindRepetitionsMax		
Description	Configuration for the maximum number of find repetitions. This parameter is mandatory for ClientService.		
Multiplicity	0..1		
Type	EcucIntegerParamDef		
Range	0 .. 10		
Default value	--		
Post-Build Variant Multiplicity	true		
Post-Build Variant Value	true		
Multiplicity Configuration Class	Pre-compile time	X	VARIANT-PRE-COMPILE
	Link time	X	VARIANT-LINK-TIME
	Post-build time	X	VARIANT-POST-BUILD
Value Configuration Class	Pre-compile time	X	VARIANT-PRE-COMPILE
	Link time	X	VARIANT-LINK-TIME
	Post-build time	X	VARIANT-POST-BUILD
Scope / Dependency	scope: ECU		

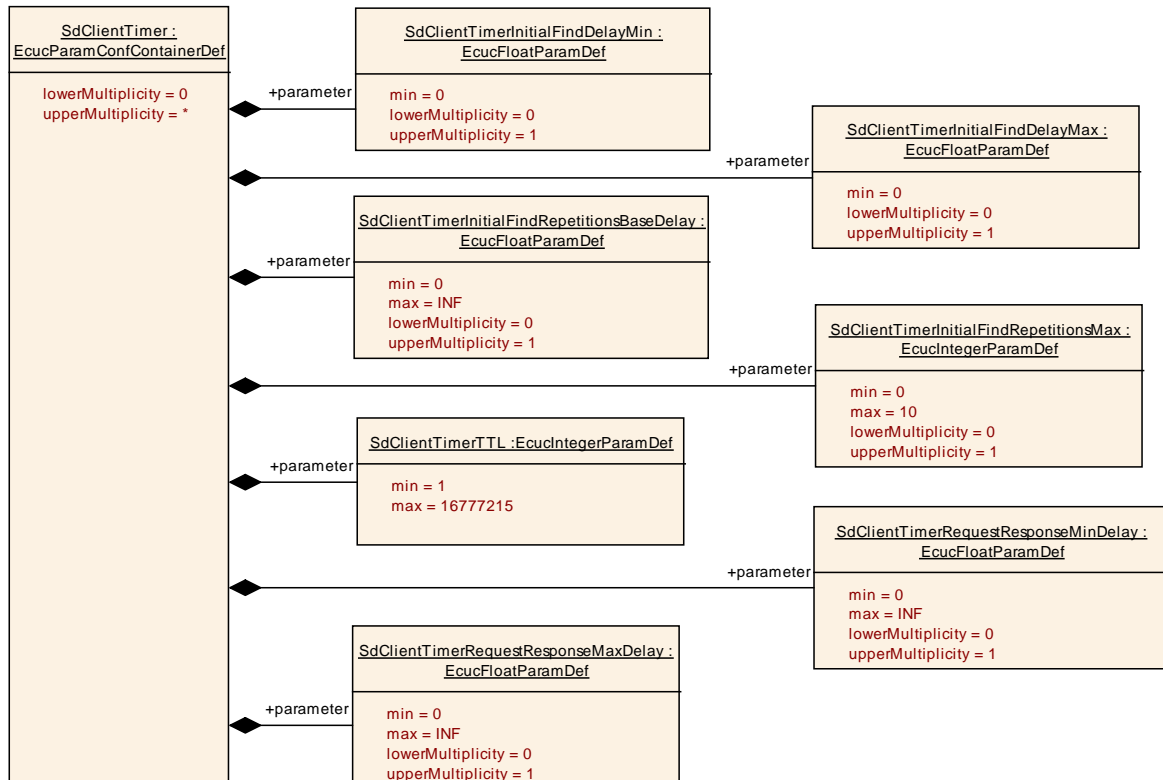
SWS Item	ECUC_SD_00036 :		
Name	SdClientTimerRequestResponseMaxDelay		
Description	Maximum allowable response delay to entries received by multicast in seconds. This parameter is mandatory for ConsumedEventGroups.		
Multiplicity	0..1		
Type	EcucFloatParamDef		
Range	0 .. INF		
Default value	--		
Post-Build Variant Multiplicity	true		
Post-Build Variant Value	true		
Multiplicity Configuration Class	Pre-compile time	X	VARIANT-PRE-COMPILE
	Link time	X	VARIANT-LINK-TIME
	Post-build time	X	VARIANT-POST-BUILD
Value Configuration Class	Pre-compile time	X	VARIANT-PRE-COMPILE
	Link time	X	VARIANT-LINK-TIME
	Post-build time	X	VARIANT-POST-BUILD
Scope / Dependency	scope: ECU		

SWS Item	ECUC_SD_00064 :		
Name	SdClientTimerRequestResponseMinDelay		
Description	Minimum allowable response delay to the find message in seconds. This parameter is mandatory for ConsumedEventGroups.		
Multiplicity	0..1		
Type	EcucFloatParamDef		

Range	0 .. INF		
Default value	--		
Post-Build Variant Multiplicity	true		
Post-Build Variant Value	true		
Multiplicity Configuration Class	Pre-compile time	X	VARIANT-PRE-COMPILE
	Link time	X	VARIANT-LINK-TIME
	Post-build time	X	VARIANT-POST-BUILD
Value Configuration Class	Pre-compile time	X	VARIANT-PRE-COMPILE
	Link time	X	VARIANT-LINK-TIME
	Post-build time	X	VARIANT-POST-BUILD
Scope / Dependency	scope: ECU		

SWS Item	ECUC_SD_00075 :		
Name	SdClientTimerTTL		
Description	Time to live for find and subscribe messages.		
Multiplicity	1		
Type	EcucIntegerParamDef		
Range	1 .. 16777215		
Default value	--		
Post-Build Variant Value	true		
Value Configuration Class	Pre-compile time	X	VARIANT-PRE-COMPILE
	Link time	X	VARIANT-LINK-TIME
	Post-build time	X	VARIANT-POST-BUILD
Scope / Dependency	scope: ECU		

No Included Containers



10.1.9 SdServerTimer

SWS Item	ECUC_SD_00035 :
Container Name	SdServerTimer
Description	This container specifies all timers used by the Service Discovery module for Server Services.
Configuration Parameters	

SWS Item	ECUC_SD_00039 :		
Name	SdServerTimerInitialOfferDelayMax		
Description	Max value in [s] to delay randomly the first offer. This parameter is mandatory for ServerService.		
Multiplicity	0..1		
Type	EcucFloatParamDef		
Range	0 .. INF		
Default value	--		
Post-Build Variant Multiplicity	true		
Post-Build Variant Value	true		
Multiplicity Configuration Class	Pre-compile time	X	VARIANT-PRE-COMPILE
	Link time	X	VARIANT-LINK-TIME
	Post-build time	X	VARIANT-POST-BUILD
Value Configuration Class	Pre-compile time	X	VARIANT-PRE-COMPILE
	Link time	X	VARIANT-LINK-TIME
	Post-build time	X	VARIANT-POST-BUILD
Scope / Dependency	scope: ECU		

SWS Item	ECUC_SD_00038 :		
Name	SdServerTimerInitialOfferDelayMin		
Description	Min value in [s] to delay randomly the first offer. This parameter is mandatory for ServerService.		
Multiplicity	0..1		
Type	EcucFloatParamDef		
Range	0 .. INF		
Default value	--		
Post-Build Variant Multiplicity	true		
Post-Build Variant Value	true		
Multiplicity Configuration Class	Pre-compile time	X	VARIANT-PRE-COMPILE
	Link time	X	VARIANT-LINK-TIME
	Post-build time	X	VARIANT-POST-BUILD
Value Configuration Class	Pre-compile time	X	VARIANT-PRE-COMPILE
	Link time	X	VARIANT-LINK-TIME
	Post-build time	X	VARIANT-POST-BUILD
Scope / Dependency	scope: ECU		

SWS Item	ECUC_SD_00041 :		
Name	SdServerTimerInitialOfferRepetitionBaseDelay		
Description	The base delay in [s] for offer repetitions. Successive offers have an exponential back off delay (1x base delay, 2x base delay, 4x base delay, ...). This parameter is mandatory for ServerService.		
Multiplicity	0..1		
Type	EcucFloatParamDef		

Range	0 .. INF		
Default value	--		
Post-Build Variant Multiplicity	true		
Post-Build Variant Value	true		
Multiplicity Configuration Class	Pre-compile time	X	VARIANT-PRE-COMPILE
	Link time	X	VARIANT-LINK-TIME
	Post-build time	X	VARIANT-POST-BUILD
Value Configuration Class	Pre-compile time	X	VARIANT-PRE-COMPILE
	Link time	X	VARIANT-LINK-TIME
	Post-build time	X	VARIANT-POST-BUILD
Scope / Dependency	scope: ECU		

SWS Item	ECUC_SD_00040 :		
Name	SdServerTimerInitialOfferRepetitionsMax		
Description	Configure the maximum amount of offer repetition. This parameter is mandatory for ServerService.		
Multiplicity	0..1		
Type	EcucIntegerParamDef		
Range	0 .. 10		
Default value	--		
Post-Build Variant Multiplicity	true		
Post-Build Variant Value	true		
Multiplicity Configuration Class	Pre-compile time	X	VARIANT-PRE-COMPILE
	Link time	X	VARIANT-LINK-TIME
	Post-build time	X	VARIANT-POST-BUILD
Value Configuration Class	Pre-compile time	X	VARIANT-PRE-COMPILE
	Link time	X	VARIANT-LINK-TIME
	Post-build time	X	VARIANT-POST-BUILD
Scope / Dependency	scope: ECU		

SWS Item	ECUC_SD_00076 :		
Name	SdServerTimerOfferCyclicDelay		
Description	Interval between cyclic offers in the main phase. This parameter is mandatory for ServerService.		
Multiplicity	0..1		
Type	EcucFloatParamDef		
Range	0 .. INF		
Default value	--		
Post-Build Variant Multiplicity	true		
Post-Build Variant Value	true		
Multiplicity Configuration Class	Pre-compile time	X	VARIANT-PRE-COMPILE
	Link time	X	VARIANT-LINK-TIME
	Post-build time	X	VARIANT-POST-BUILD
Value Configuration Class	Pre-compile time	X	VARIANT-PRE-COMPILE
	Link time	X	VARIANT-LINK-TIME
	Post-build time	X	VARIANT-POST-BUILD
Scope / Dependency	scope: local		

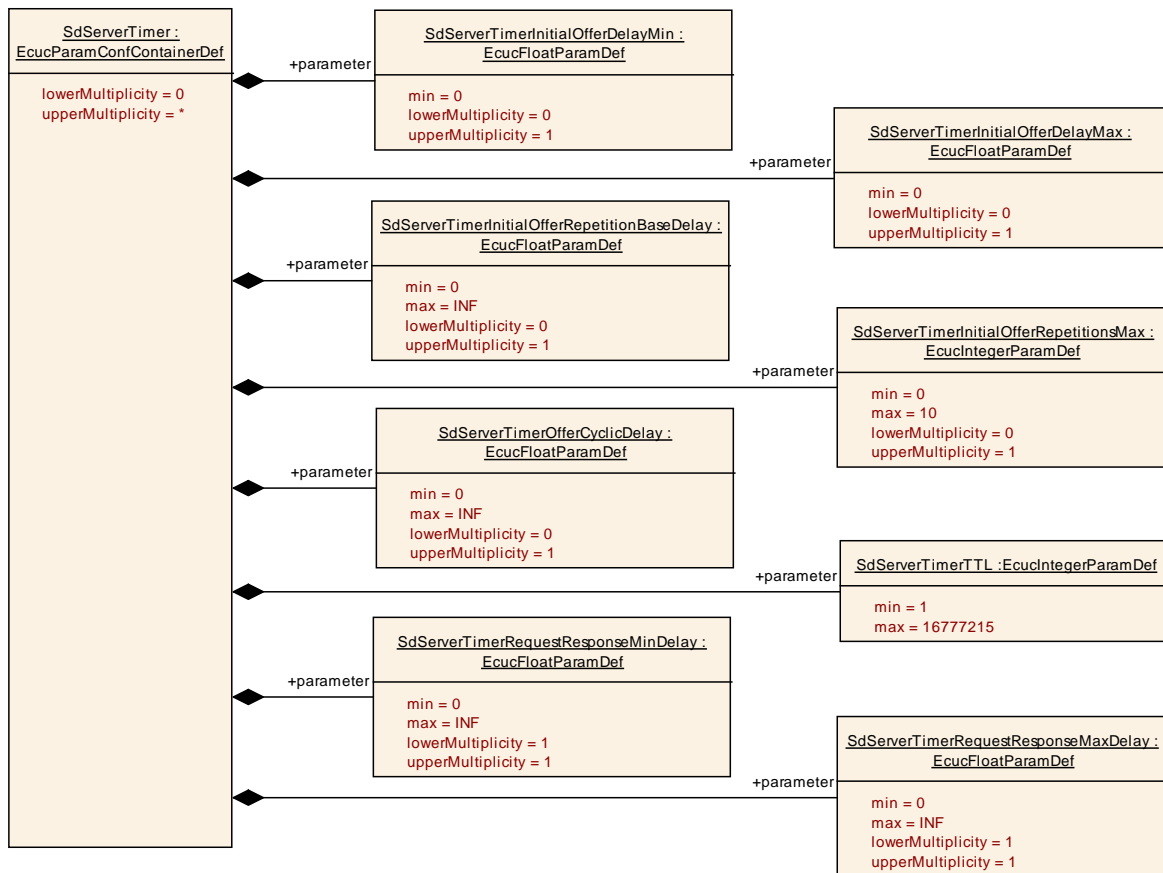
SWS Item	ECUC_SD_00114 :		
Name	SdServerTimerRequestResponseMaxDelay		
Description	Maximum allowable response delay to entries received by multicast in seconds.		
Multiplicity	1		

Type	EcucFloatParamDef		
Range	0 .. INF		
Default value	--		
Post-Build Variant Value	true		
Value Configuration Class	Pre-compile time	X	VARIANT-PRE-COMPILE
	Link time	X	VARIANT-LINK-TIME
	Post-build time	X	VARIANT-POST-BUILD
Scope / Dependency	scope: ECU		

SWS Item	ECUC_SD_00115 :		
Name	SdServerTimerRequestResponseMinDelay		
Description	Minimum allowable response delay to entries received by multicast in seconds.		
Multiplicity	1		
Type	EcucFloatParamDef		
Range	0 .. INF		
Default value	--		
Post-Build Variant Value	true		
Value Configuration Class	Pre-compile time	X	VARIANT-PRE-COMPILE
	Link time	X	VARIANT-LINK-TIME
	Post-build time	X	VARIANT-POST-BUILD
Scope / Dependency	scope: ECU		

SWS Item	ECUC_SD_00037 :		
Name	SdServerTimerTTL		
Description	Time to live for offer service.		
Multiplicity	1		
Type	EcucIntegerParamDef		
Range	1 .. 16777215		
Default value	--		
Post-Build Variant Value	true		
Value Configuration Class	Pre-compile time	X	VARIANT-PRE-COMPILE
	Link time	X	VARIANT-LINK-TIME
	Post-build time	X	VARIANT-POST-BUILD
Scope / Dependency	scope: ECU		

No Included Containers



10.1.10 SdInstanceTxPdu

SWS Item	ECUC_SD_00030 :
Container Name	SdInstanceTxPdu
Description	This container specifies the transmitted PDU.
Configuration Parameters	

SWS Item	ECUC_SD_00109 :		
Name	SdTxPduRef		
Description	Reference to the "global" Pdu structure to allow harmonization of handle IDs in the COM-Stack.		
Multiplicity	1		
Type	Reference to [Pdu]		
Post-Build Variant Value	true		
Value Configuration Class	Pre-compile time	X	VARIANT-PRE-COMPILE
	Link time	X	VARIANT-LINK-TIME
	Post-build time	X	VARIANT-POST-BUILD
Scope / Dependency	scope: local		

No Included Containers

10.1.11 SdInstanceMulticastRxPdu

SWS Item	ECUC_SD_00081 :
Container Name	SdInstanceMulticastRxPdu
Description	This container specifies the received PDU.
Configuration Parameters	

SWS Item	ECUC_SD_00028 :		
Name	SdRxPduId		
Description	ID of the PDU that will be received via the API Sd_SoAdIfRxIndication().		
Multiplicity	1		
Type	EcucIntegerParamDef		
Range	0 .. 65535		
Default value	--		
Post-Build Variant Value	true		
Value Configuration Class	Pre-compile time	X	VARIANT-PRE-COMPILE
	Link time	X	VARIANT-LINK-TIME
	Post-build time	X	VARIANT-POST-BUILD
Scope / Dependency	scope: ECU		

SWS Item	ECUC_SD_00029 :		
Name	SdRxPduRef		
Description	Reference to the "global" Pdu structure to allow harmonization of handle IDs in the COM-Stack.		
Multiplicity	1		
Type	Reference to [Pdu]		
Post-Build Variant Value	true		
Value Configuration Class	Pre-compile time	X	VARIANT-PRE-COMPILE
	Link time	X	VARIANT-LINK-TIME
	Post-build time	X	VARIANT-POST-BUILD
Scope / Dependency	scope: local		

No Included Containers

10.1.12 SdInstanceUnicastRxPdu

SWS Item	ECUC_SD_00027 :
Container Name	SdInstanceUnicastRxPdu
Description	This container specifies the received PDU.
Configuration Parameters	

SWS Item	ECUC_SD_00082 :		
Name	SdRxPduId		
Description	ID of the PDU that will be received via the API Sd_SoAdIfRxIndication().		
Multiplicity	1		
Type	EcucIntegerParamDef		
Range	0 .. 65535		
Default value	--		
Post-Build Variant Value	true		
Value Configuration Class	Pre-compile time	X	VARIANT-PRE-COMPILE
	Link time	X	VARIANT-LINK-TIME
	Post-build time	X	VARIANT-POST-BUILD
Scope / Dependency	scope: ECU		

SWS Item	ECUC_SD_00083 :		
Name	SdRxPduRef		
Description	Reference to the "global" Pdu structure to allow harmonization of handle IDs in the COM-Stack.		
Multiplicity	1		
Type	Reference to [Pdu]		
Post-Build Variant Value	true		
Value Configuration Class	Pre-compile time	X	VARIANT-PRE-COMPILE
	Link time	X	VARIANT-LINK-TIME
	Post-build time	X	VARIANT-POST-BUILD
Scope / Dependency	scope: local		

No Included Containers

10.1.13 SdServerService

SWS Item	ECUC_SD_0004 :
Container Name	SdServerService
Description	This container specifies all parameters used by Server services.
Configuration Parameters	

SWS Item	ECUC_SoAd_00085 :		
Name	SdServerServiceAutoAvailable		
Description	If existing and set to true, this Service will be set to "Available" on start.		
Multiplicity	1		
Type	EcucBooleanParamDef		
Default value	false		
Post-Build Variant Value	true		
Value Configuration Class	Pre-compile time	X	VARIANT-PRE-COMPILE
	Link time	X	VARIANT-LINK-TIME
	Post-build time	X	VARIANT-POST-BUILD
Scope / Dependency	scope: local		

SWS Item	ECUC_SD_00110 :		
Name	SdServerServiceHandleId		
Description	The HandleId by which the BswM can identify this Server Service Instance.		
Multiplicity	1		
Type	EcucIntegerParamDef (Symbolic Name generated for this parameter)		
Range	0 .. 65535		
Default value	--		
Post-Build Variant Value	false		
Value Configuration Class	Pre-compile time	X	All Variants
	Link time	--	
	Post-build time	--	
Scope / Dependency	scope: local		

SWS Item	ECUC_SD_00009 :		
Name	SdServerServiceId		
Description	Id to identify the service. This is unique for the service interface.		
Multiplicity	1		
Type	EcucIntegerParamDef		
Range	0 .. 65534		
Default value	--		
Post-Build Variant Value	true		
Value Configuration Class	Pre-compile time	X	VARIANT-PRE-COMPILE
	Link time	X	VARIANT-LINK-TIME
	Post-build time	X	VARIANT-POST-BUILD
Scope / Dependency	scope: local		

SWS Item	ECUC_SD_00011 :		
Name	SdServerServiceInstanceId		
Description	Configuration parameter to specify Instance Id of the Service implemented by the Server Service.		
Multiplicity	1		
Type	EcucIntegerParamDef		
Range	0 .. 65534		
Default value	--		

Post-Build Variant Value	true		
Value Configuration Class	Pre-compile time	X	VARIANT-PRE-COMPILE
	Link time	X	VARIANT-LINK-TIME
	Post-build time	X	VARIANT-POST-BUILD
Scope / Dependency	scope: local		

SWS Item	ECUC_SD_00068 :		
Name	SdServerServiceMajorVersion		
Description	Major version number of the Service as used in SD Entries.		
Multiplicity	1		
Type	EcucIntegerParamDef		
Range	0 .. 254		
Default value	--		
Post-Build Variant Value	true		
Value Configuration Class	Pre-compile time	X	VARIANT-PRE-COMPILE
	Link time	X	VARIANT-LINK-TIME
	Post-build time	X	VARIANT-POST-BUILD
Scope / Dependency	scope: local		

SWS Item	ECUC_SD_00069 :		
Name	SdServerServiceMinorVersion		
Description	Minor version number of the Service as used e.g. in Offer Service entries.		
Multiplicity	1		
Type	EcucIntegerParamDef		
Range	0 .. 4294967294		
Default value	--		
Post-Build Variant Value	true		
Value Configuration Class	Pre-compile time	X	VARIANT-PRE-COMPILE
	Link time	X	VARIANT-LINK-TIME
	Post-build time	X	VARIANT-POST-BUILD
Scope / Dependency	scope: local		

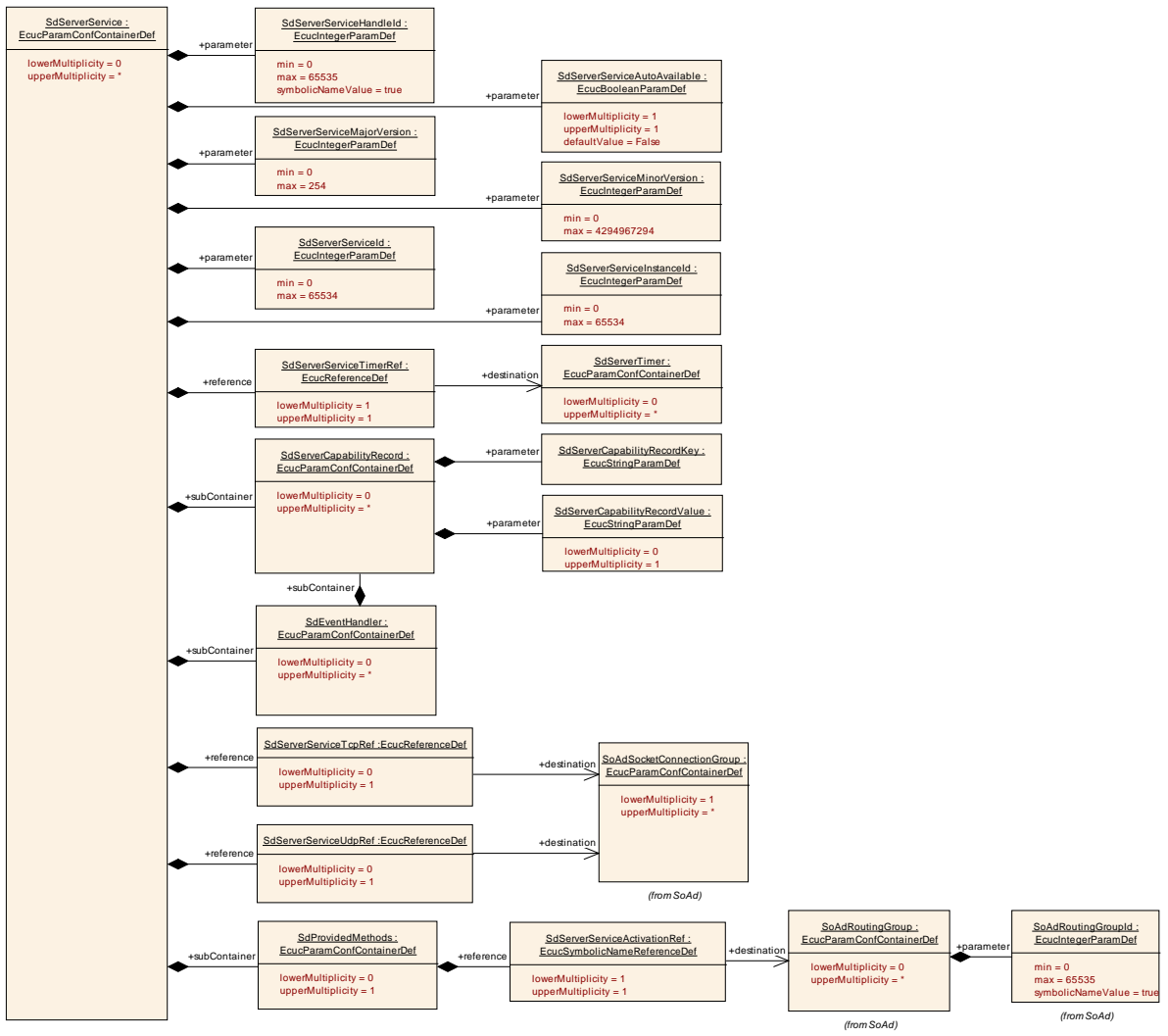
SWS Item	ECUC_SD_00088 :		
Name	SdServerServiceTcpRef		
Description	Reference to SoAdSocketConnectionGroup used for methods. This is used to access the local IP address and port for building the endpoint option for offers of this service.		
Multiplicity	0..1		
Type	Reference to [SoAdSocketConnectionGroup]		
Post-Build Variant Multiplicity	true		
Post-Build Variant Value	true		
Multiplicity Configuration Class	Pre-compile time	X	VARIANT-PRE-COMPILE
	Link time	X	VARIANT-LINK-TIME
	Post-build time	X	VARIANT-POST-BUILD
Value Configuration Class	Pre-compile time	X	VARIANT-PRE-COMPILE
	Link time	X	VARIANT-LINK-TIME
	Post-build time	X	VARIANT-POST-BUILD
Scope / Dependency	scope: ECU		

SWS Item	ECUC_SD_00086 :		
Name	SdServerServiceTimerRef		
Description	The reference of the SdServerTimer container for this service.		
Multiplicity	1		
Type	Reference to [SdServerTimer]		
Post-Build Variant Value	true		

Value Configuration Class	Pre-compile time	X	VARIANT-PRE-COMPILE
	Link time	X	VARIANT-LINK-TIME
	Post-build time	X	VARIANT-POST-BUILD
Scope / Dependency	scope: ECU		

SWS Item	ECUC_SD_00089 :		
Name	SdServerServiceUdpRef		
Description	Reference to SoAdSocketConnectionGroup used for methods. This is used to access the local IP address and port for building the endpoint option for offers of this service.		
Multiplicity	0..1		
Type	Reference to [SoAdSocketConnectionGroup]		
Post-Build Variant Multiplicity	true		
Post-Build Variant Value	true		
Multiplicity Configuration Class	Pre-compile time	X	VARIANT-PRE-COMPILE
	Link time	X	VARIANT-LINK-TIME
	Post-build time	X	VARIANT-POST-BUILD
Value Configuration Class	Pre-compile time	X	VARIANT-PRE-COMPILE
	Link time	X	VARIANT-LINK-TIME
	Post-build time	X	VARIANT-POST-BUILD
Scope / Dependency	scope: ECU		

Included Containers		
Container Name	Multiplicity	Scope / Dependency
SdEventHandler	0..*	Container Element for representing an EventGroup as part of the Service Instance.
SdProvidedMethods	0..1	Container element for representing the needed elements of the data path for the methods provided by the service.
SdServerCapabilityRecord	0..*	Sd uses capability records to store arbitrary name/value pairs conveying additional information about the named service. The following use cases are supported: 1) Key present, with no value (e.g. "passreq" -- password required for this service) 2) Key present, with empty value (e.g. "PlugIns=" server supports plugins, but none are presently installed) 3) Key present, with non-empty value (e.g. "PlugIns=JPEG,MPEG2,MPEG4")



10.1.14 SdClientService

SWS Item	ECUC_SD_0005 :
Container Name	SdClientService
Description	This container specifies all parameters used by Client services.
Configuration Parameters	

SWS Item	ECUC_SoAd_00098 :		
Name	SdClientServiceAutoRequire		
Description	If existing and set to true, this Service will be set to "required" on start.		
Multiplicity	1		
Type	EcucBooleanParamDef		
Default value	false		
Post-Build Variant Value	true		
Value Configuration Class	Pre-compile time	X	VARIANT-PRE-COMPILE
	Link time	X	VARIANT-LINK-TIME
	Post-build time	X	VARIANT-POST-BUILD
Scope / Dependency	scope: local		

SWS Item	ECUC_SD_00079 :		
Name	SdClientServiceHandleId		
Description	The HandleId by which the BswM can identify this Client Service Instance.		
Multiplicity	1		
Type	EcucIntegerParamDef (Symbolic Name generated for this parameter)		
Range	0 .. 65535		
Default value	--		
Post-Build Variant Value	false		
Value Configuration Class	Pre-compile time	X	All Variants
	Link time	--	
	Post-build time	--	
Scope / Dependency	scope: local		

SWS Item	ECUC_SD_00020 :		
Name	SdClientServiceId		
Description	Id to identify the service. This is unique for the service interface.		
Multiplicity	1		
Type	EcucIntegerParamDef		
Range	0 .. 65534		
Default value	--		
Post-Build Variant Value	true		
Value Configuration Class	Pre-compile time	X	VARIANT-PRE-COMPILE
	Link time	X	VARIANT-LINK-TIME
	Post-build time	X	VARIANT-POST-BUILD
Scope / Dependency	scope: local		

SWS Item	ECUC_SD_00022 :		
Name	SdClientServiceInstanceId		
Description	Configuration parameter to specify Instance Id of the service as used in SD entries.		
Multiplicity	1		
Type	EcucIntegerParamDef		
Range	0 .. 65534		
Default value	--		

Post-Build Variant Value	true		
Value Configuration Class	Pre-compile time	X	VARIANT-PRE-COMPILE
	Link time	X	VARIANT-LINK-TIME
	Post-build time	X	VARIANT-POST-BUILD
Scope / Dependency	scope: local		

SWS Item	ECUC_SD_00070 :		
Name	SdClientServiceMajorVersion		
Description	Major version number of the Service as used in the SD entries.		
Multiplicity	1		
Type	EcucIntegerParamDef		
Range	0 .. 254		
Default value	--		
Post-Build Variant Value	true		
Value Configuration Class	Pre-compile time	X	VARIANT-PRE-COMPILE
	Link time	X	VARIANT-LINK-TIME
	Post-build time	X	VARIANT-POST-BUILD
Scope / Dependency	scope: local		

SWS Item	ECUC_SD_00071 :		
Name	SdClientServiceMinorVersion		
Description	Minor version number of the Service as used in the SD Service Entries.		
Multiplicity	1		
Type	EcucIntegerParamDef		
Range	0 .. 4294967295		
Default value	--		
Post-Build Variant Value	true		
Value Configuration Class	Pre-compile time	X	VARIANT-PRE-COMPILE
	Link time	X	VARIANT-LINK-TIME
	Post-build time	X	VARIANT-POST-BUILD
Scope / Dependency	scope: local		

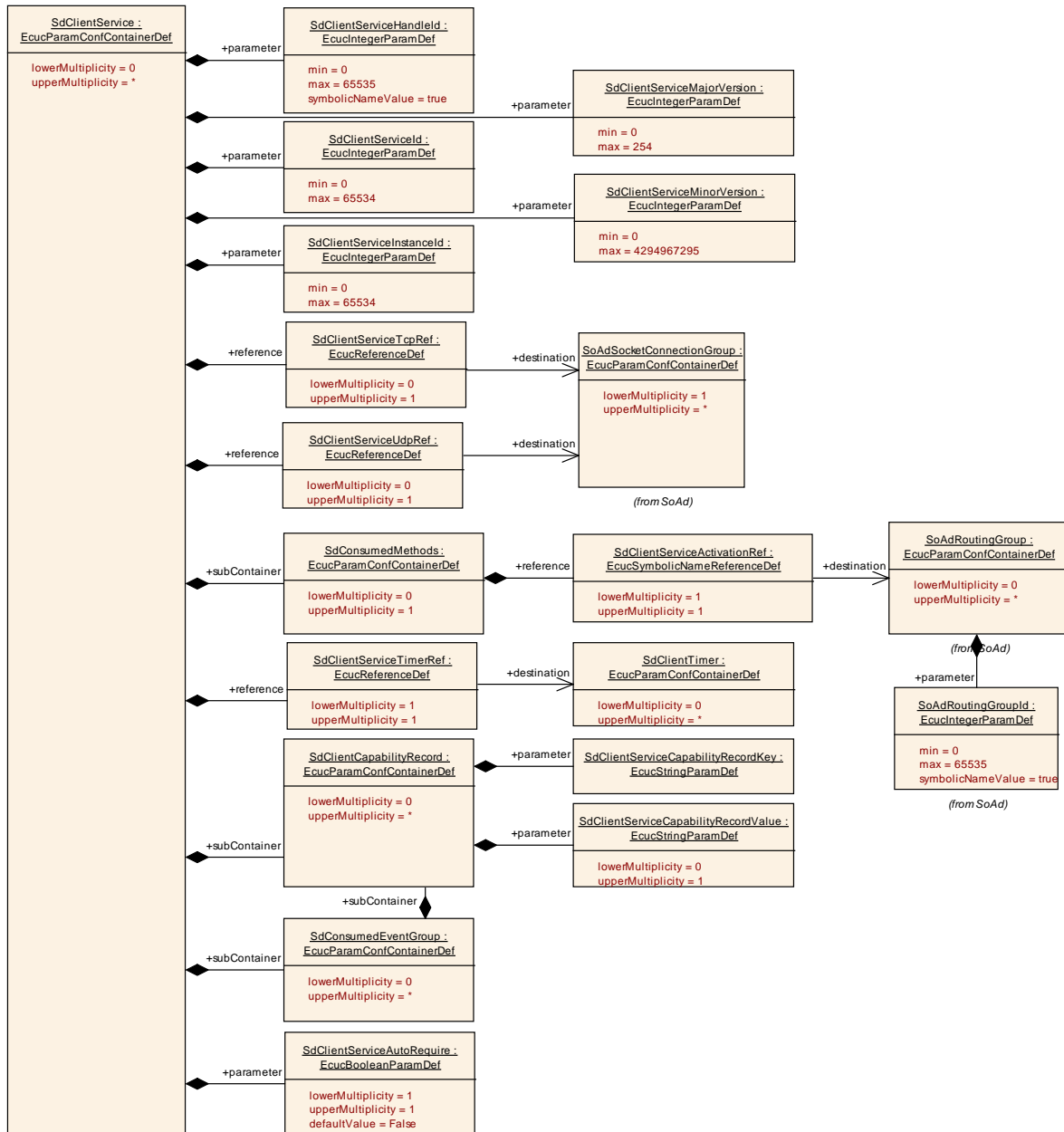
SWS Item	ECUC_SD_00100 :		
Name	SdClientServiceTcpRef		
Description	Reference to the SoAdSocketConnection representing the data path (TCP) for communication with methods. This element is also used to set the remote address of the server and to open the TCP connection.		
Multiplicity	0..1		
Type	Reference to [SoAdSocketConnectionGroup]		
Post-Build Variant Multiplicity	true		
Post-Build Variant Value	true		
Multiplicity Configuration Class	Pre-compile time	X	VARIANT-PRE-COMPILE
	Link time	X	VARIANT-LINK-TIME
	Post-build time	X	VARIANT-POST-BUILD
Value Configuration Class	Pre-compile time	X	VARIANT-PRE-COMPILE
	Link time	X	VARIANT-LINK-TIME
	Post-build time	X	VARIANT-POST-BUILD
Scope / Dependency	scope: local		

SWS Item	ECUC_SD_00103 :		
Name	SdClientServiceTimerRef		
Description	The reference of the SdClientTimer container for this service.		
Multiplicity	1		
Type	Reference to [SdClientTimer]		

Post-Build Variant Value	true		
Value Configuration Class	Pre-compile time	X	VARIANT-PRE-COMPILE
	Link time	X	VARIANT-LINK-TIME
	Post-build time	X	VARIANT-POST-BUILD
Scope / Dependency	scope: ECU		

SWS Item	ECUC_SD_00101 :		
Name	SdClientServiceUdpRef		
Description	Reference to the SoAdSocketConnection representing the data path (UDP) for communication with methods. This element is also used to set the remote address of the server.		
Multiplicity	0..1		
Type	Reference to [SoAdSocketConnectionGroup]		
Post-Build Variant Multiplicity	true		
Post-Build Variant Value	true		
Multiplicity Configuration Class	Pre-compile time	X	VARIANT-PRE-COMPILE
	Link time	X	VARIANT-LINK-TIME
	Post-build time	X	VARIANT-POST-BUILD
Value Configuration Class	Pre-compile time	X	VARIANT-PRE-COMPILE
	Link time	X	VARIANT-LINK-TIME
	Post-build time	X	VARIANT-POST-BUILD
Scope / Dependency	scope: local		

Included Containers		
Container Name	Multiplicity	Scope / Dependency
SdClientCapabilityRecord	0..*	Sd uses capability records to store arbitrary name/value pairs conveying additional information about the named service. The following use cases are supported: 1) Key present, with no value (e.g. "passreq" -- password required for this service) 2) Key present, with empty value (e.g. "Plugins=" server supports plugins, but none are presently installed) 3) Key present, with non-empty value (e.g. "Plugins=JPEG,MPEG2,MPEG4")
SdConsumedEventGroup	0..*	This container specifies all parameters for consumed event groups.
SdConsumedMethods	0..1	Container element for representing the data path for accessing the server methods.



10.1.15 SdClientCapabilityRecord

SWS Item	ECUC_SD_00072 :
Container Name	SdClientCapabilityRecord
Description	<p>Sd uses capability records to store arbitrary name/value pairs conveying additional information about the named service.</p> <p>The following use cases are supported: 1) Key present, with no value (e.g. "passreq" -- password required for this service)</p> <p>2) Key present, with empty value (e.g. "PlugIns=" server supports plugins, but none are presently installed)</p> <p>3) Key present, with non-empty value (e.g. "PlugIns=JPEG,MPEG2,MPEG4")</p>
Configuration Parameters	

SWS Item	ECUC_SD_00073 :		
Name	SdClientServiceCapabilityRecordKey		
Description	Defines a CapabilityRecord key.		
Multiplicity	1		
Type	EcucStringParamDef		
Default value	--		
maxLength	--		
minLength	--		
regularExpression	--		
Post-Build Variant Value	false		
Value Configuration Class	Pre-compile time	X	All Variants
	Link time	--	
	Post-build time	--	
Scope / Dependency	scope: local		

SWS Item	ECUC_SD_00074 :		
Name	SdClientServiceCapabilityRecordValue		
Description	Defines the corresponding CapabilityRecord value.		
Multiplicity	0..1		
Type	EcucStringParamDef		
Default value	--		
maxLength	--		
minLength	--		
regularExpression	--		
Post-Build Variant Multiplicity	false		
Post-Build Variant Value	false		
Multiplicity Configuration Class	Pre-compile time	X	All Variants
	Link time	--	
	Post-build time	--	
Value Configuration Class	Pre-compile time	X	All Variants
	Link time	--	
	Post-build time	--	
Scope / Dependency	scope: local		

No Included Containers

10.1.16 SdConsumedEventGroup

SWS Item	ECUC_SD_00056 :
Container Name	SdConsumedEventGroup
Description	A Service may have event groups which can be consumed. A service consumer has to subscribe to the corresponding event-group. After the subscription the event consumer takes the role of a server and the event provider that of a client.
Configuration Parameters	

SWS Item	ECUC_SoAd_00108 :		
Name	SdConsumedEventGroupAutoRequire		
Description	If existing and set to true, this EventGroup will be set to "required" on start.		
Multiplicity	1		
Type	EcucBooleanParamDef		
Default value	false		
Post-Build Variant Value	true		
Value Configuration Class	Pre-compile time	X	VARIANT-PRE-COMPILE
	Link time	X	VARIANT-LINK-TIME
	Post-build time	X	VARIANT-POST-BUILD
Scope / Dependency	scope: local		

SWS Item	ECUC_SD_00116 :		
Name	SdConsumedEventGroupHandleId		
Description	The HandleId by which the BswM can identify this EventGroup.		
Multiplicity	1		
Type	EcucIntegerParamDef (Symbolic Name generated for this parameter)		
Range	0 .. 65535		
Default value	--		
Post-Build Variant Value	false		
Value Configuration Class	Pre-compile time	X	All Variants
	Link time	--	
	Post-build time	--	
Scope / Dependency	scope: local		

SWS Item	ECUC_SD_00057 :		
Name	SdConsumedEventGroupId		
Description	The Eventgroup Id of this eventGroup as a unique identifier of the eventgroup in this service. This identifier is used for EventGroup entries as well.		
Multiplicity	1		
Type	EcucIntegerParamDef		
Range	0 .. 65534		
Default value	--		
Post-Build Variant Value	false		
Value Configuration Class	Pre-compile time	X	All Variants
	Link time	--	
	Post-build time	--	
Scope / Dependency	scope: local		

SWS Item	ECUC_SD_00106 :		
Name	SdConsumedEventGroupMulticastActivationRef		
Description	The reference of a Routing Group in order to activate and setup the Socket Connection for Multicast Events of this EventGroup. The multicast address from the received Multicast option is setup by SoAd_RequestIpAddrAssignment.		

	The local address is the same as for the unicast events; thus, it was sent in the UDP Endpoint option of the Subscribe EventGroup entry.		
Multiplicity	0..1		
Type	Symbolic name reference to [SoAdRoutingGroup]		
Post-Build Variant Multiplicity	true		
Post-Build Variant Value	true		
Multiplicity Configuration Class	Pre-compile time	X	VARIANT-PRE-COMPILE
	Link time	X	VARIANT-LINK-TIME
	Post-build time	X	VARIANT-POST-BUILD
Value Configuration Class	Pre-compile time	X	VARIANT-PRE-COMPILE
	Link time	X	VARIANT-LINK-TIME
	Post-build time	X	VARIANT-POST-BUILD
Scope / Dependency	scope: local		

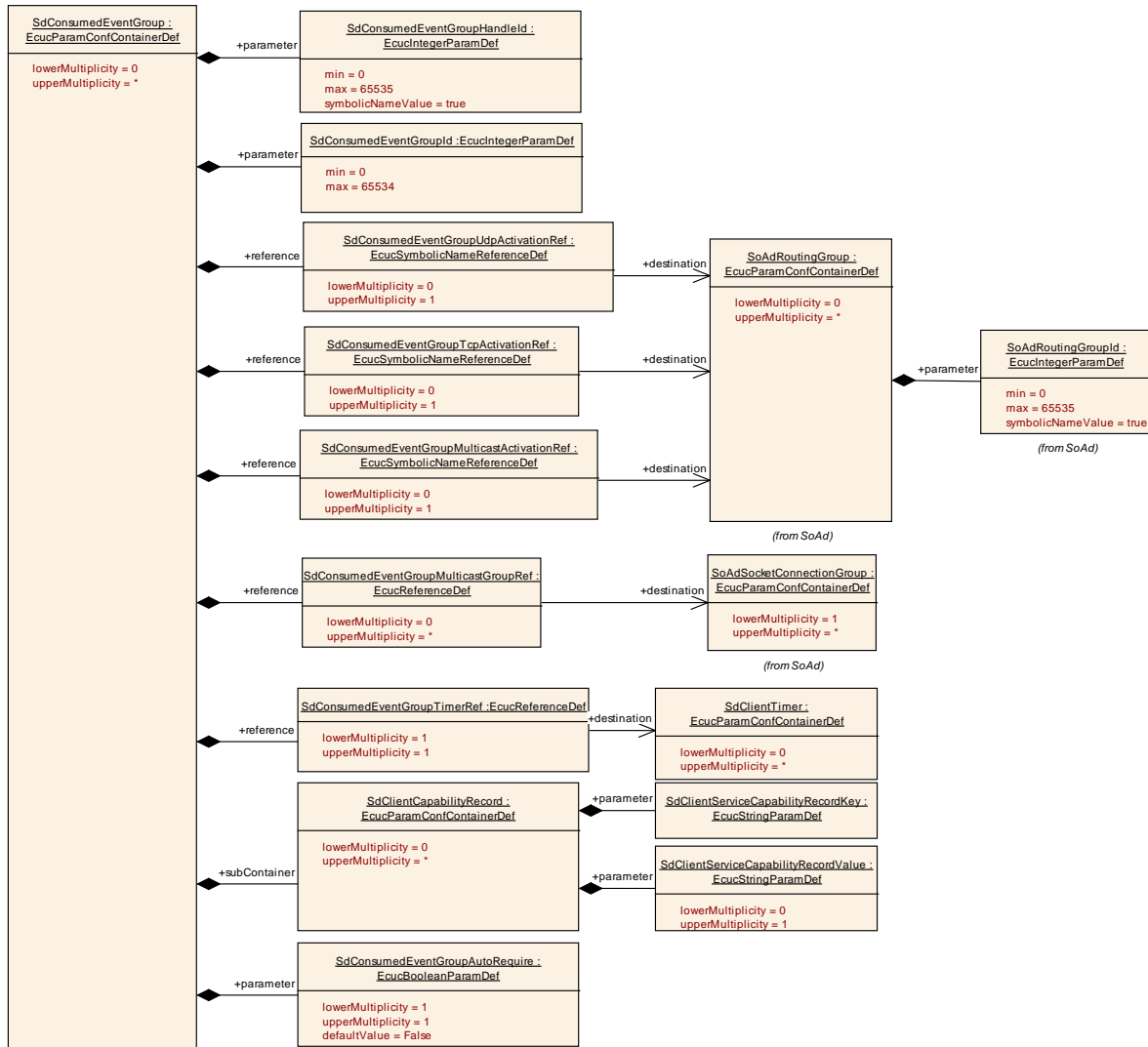
SWS Item	ECUC_SD_00119 :		
Name	SdConsumedEventGroupMulticastGroupRef		
Description	Reference to the SoAdSocketConnectionGroup representing the multicast data path (UDP).		
Multiplicity	0..*		
Type	Reference to [SoAdSocketConnectionGroup]		
Post-Build Variant Multiplicity	true		
Post-Build Variant Value	true		
Multiplicity Configuration Class	Pre-compile time	X	VARIANT-PRE-COMPILE
	Link time	X	VARIANT-LINK-TIME
	Post-build time	X	VARIANT-POST-BUILD
Value Configuration Class	Pre-compile time	X	VARIANT-PRE-COMPILE
	Link time	X	VARIANT-LINK-TIME
	Post-build time	X	VARIANT-POST-BUILD
Scope / Dependency	scope: local		

SWS Item	ECUC_SD_00105 :		
Name	SdConsumedEventGroupTcpActivationRef		
Description	<p>The reference of the Routing Group for activation of the data path for receiving TCP events.</p> <p>This element is also being used for getting the IP address and port number for building the TCP endpoint option for the Subscribe EventGroup entry. If no TCP methods are used in the service, this element is also being used for setting the remote address (TCP Endpoint option referenced by the Offer Service entry) and opening the TCP connection to the server before sending the Subscribe EventGroup entry. If multiple EventGroups of the same Service Instance are subscribed the TCP connection will be shared and must be opened only once.</p>		
Multiplicity	0..1		
Type	Symbolic name reference to [SoAdRoutingGroup]		
Post-Build Variant Multiplicity	true		
Post-Build Variant Value	true		
Multiplicity Configuration Class	Pre-compile time	X	VARIANT-PRE-COMPILE
	Link time	X	VARIANT-LINK-TIME
	Post-build time	X	VARIANT-POST-BUILD
Value Configuration Class	Pre-compile time	X	VARIANT-PRE-COMPILE
	Link time	X	VARIANT-LINK-TIME
	Post-build time	X	VARIANT-POST-BUILD
Scope / Dependency	scope: local		

SWS Item	ECUC_SD_00107 :		
Name	SdConsumedEventGroupTimerRef		
Description	The reference of the SdClientTimer container for this eventGroup.		
Multiplicity	1		
Type	Reference to [SdClientTimer]		
Post-Build Variant Value	true		
Value Configuration Class	Pre-compile time	X	VARIANT-PRE-COMPILE
	Link time	X	VARIANT-LINK-TIME
	Post-build time	X	VARIANT-POST-BUILD
Scope / Dependency	scope: local		

SWS Item	ECUC_SD_00104 :		
Name	SdConsumedEventGroupUdpActivationRef		
Description	<p>The reference of the Routing Group for activation of the data path for receiving UDP events.</p> <p>This element is also being used for getting the IP address and port number for building the UDP endpoint option for the Subscribe EventGroup entry. If no UDP methods are used in the service, this element is also being used for setting the remote address (UDP Endpoint option referenced by the Offer Service entry). If multiple EventGroups of the same Service Instance are subscribed the UDP Socket Connection will be shared and must be set only once.</p>		
Multiplicity	0..1		
Type	Symbolic name reference to [SoAdRoutingGroup]		
Post-Build Variant Multiplicity	true		
Post-Build Variant Value	true		
Multiplicity Configuration Class	Pre-compile time	X	VARIANT-PRE-COMPILE
	Link time	X	VARIANT-LINK-TIME
	Post-build time	X	VARIANT-POST-BUILD
Value Configuration Class	Pre-compile time	X	VARIANT-PRE-COMPILE
	Link time	X	VARIANT-LINK-TIME
	Post-build time	X	VARIANT-POST-BUILD
Scope / Dependency	scope: local		

Included Containers		
Container Name	Multiplicity	Scope / Dependency
SdClientCapabilityRecord	0..*	<p>Sd uses capability records to store arbitrary name/value pairs conveying additional information about the named service.</p> <p>The following use cases are supported: 1) Key present, with no value (e.g. "passreq" -- password required for this service) 2) Key present, with empty value (e.g. "PlugIns=" server supports plugins, but none are presently installed) 3) Key present, with non-empty value (e.g. "PlugIns=JPEG,MPEG2,MPEG4")</p>



10.1.17 SdConsumedMethods

SWS Item	ECUC_SD_0009 :
Container Name	SdConsumedMethods
Description	Container element for representing the data path for accessing the server methods.
Configuration Parameters	

SWS Item	ECUC_SD_00102 :		
Name	SdClientServiceActivationRef		
Description	Reference to a SoAdRoutingGroupRef to activate/deactivate the data path for the methods.		
Multiplicity	1		
Type	Symbolic name reference to [SoAdRoutingGroup]		
Post-Build Variant Multiplicity	true		
Post-Build Variant Value	true		
Multiplicity Configuration Class	Pre-compile time	X	VARIANT-PRE-COMPILE
	Link time	X	VARIANT-LINK-TIME

	Post-build time	X	VARIANT-POST-BUILD
Value Configuration Class	Pre-compile time	X	VARIANT-PRE-COMPILE
	Link time	X	VARIANT-LINK-TIME
	Post-build time	X	VARIANT-POST-BUILD
Scope / Dependency	scope: local		

No Included Containers

10.1.18 SdEventHandler

SWS Item	ECUC_SD_00055 :		
Container Name	SdEventHandler		
Description	Container Element for representing an EventGroup as part of the Service Instance.		
Configuration Parameters			

SWS Item	ECUC_SD_00061 :		
Name	SdEventHandlerEventGroupId		
Description	The EventGroup Id of this EventGroup as a unique identifier of the EventGroup in this service. This identifier is used for EventGroup entries as well.		
Multiplicity	1		
Type	EcuIntegerParamDef		
Range	0 .. 65534		
Default value	--		
Post-Build Variant Value	false		
Value Configuration Class	Pre-compile time	X	All Variants
	Link time	--	
	Post-build time	--	
Scope / Dependency	scope: local		

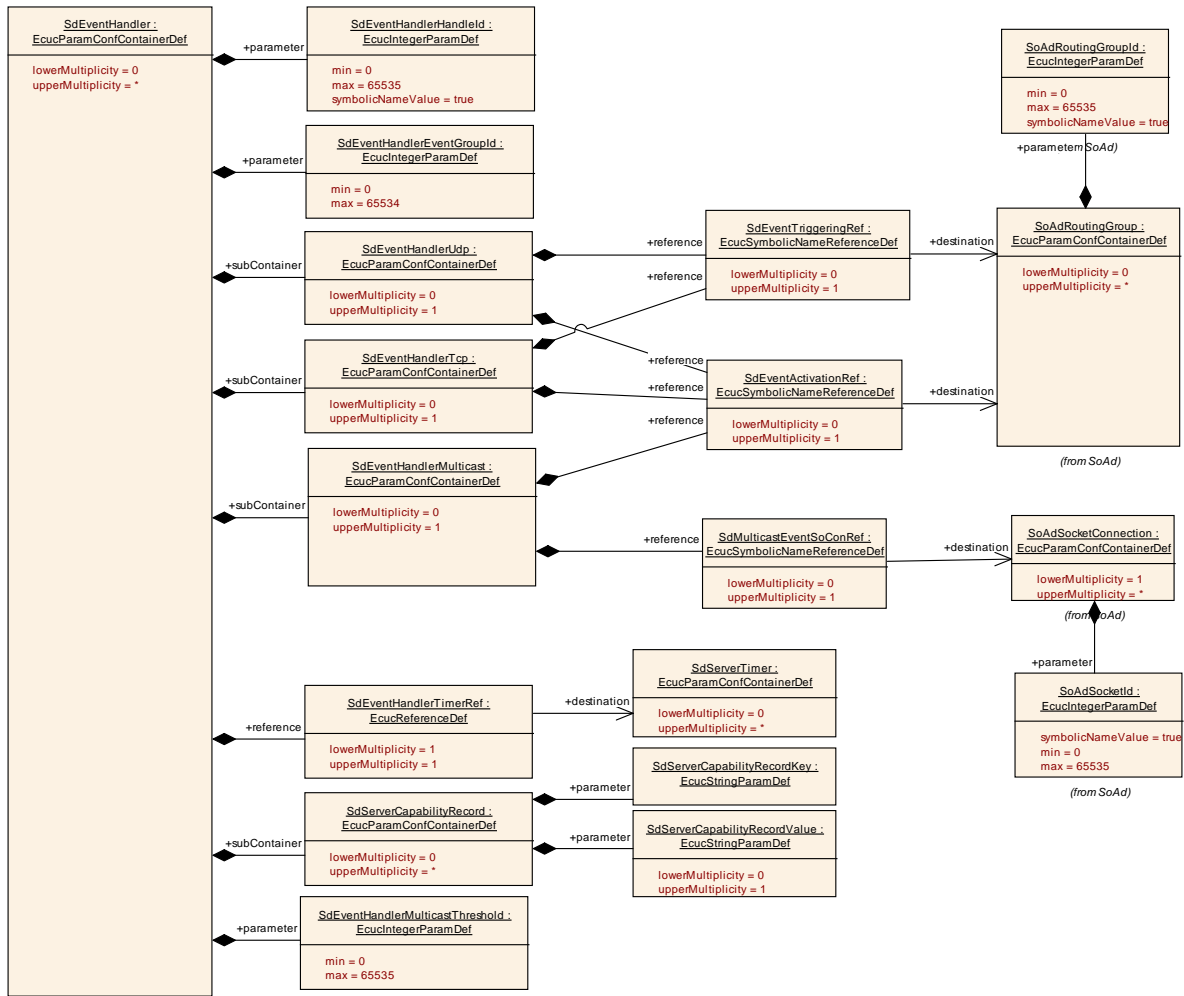
SWS Item	ECUC_SD_00112 :		
Name	SdEventHandlerHandleId		
Description	The HandleId by which the BswM can identify this EventGroup.		
Multiplicity	1		
Type	EcuIntegerParamDef (Symbolic Name generated for this parameter)		
Range	0 .. 65535		
Default value	--		
Post-Build Variant Value	false		
Value Configuration Class	Pre-compile time	X	All Variants
	Link time	--	
	Post-build time	--	
Scope / Dependency	scope: ECU		

SWS Item	ECUC_SD_00097 :		
Name	SdEventHandlerMulticastThreshold		
Description	Specifies the number of subscribed clients that trigger the Server to change the transmission of events to Multicast.		
	If configured to 0 only unicast will be used. If configured to 1 the first client will be already served by multicast. If configured to 2 the first client will be served with unicast and as soon as the second client arrives both will be served by multicast. This does not influence the handling of initial events, which are served		

	using unicast only.		
Multiplicity	1		
Type	EcucIntegerParamDef		
Range	0 .. 65535		
Default value	--		
Post-Build Variant Value	true		
Value Configuration Class	Pre-compile time	X	VARIANT-PRE-COMPILE
	Link time	X	VARIANT-LINK-TIME
	Post-build time	X	VARIANT-POST-BUILD
Scope / Dependency	scope: local		

SWS Item	ECUC_SD_00113 :		
Name	SdEventHandlerTimerRef		
Description	The reference of the SdServerTimer container for this EventGroup.		
Multiplicity	1		
Type	Reference to [SdServerTimer]		
Post-Build Variant Value	true		
Value Configuration Class	Pre-compile time	X	VARIANT-PRE-COMPILE
	Link time	X	VARIANT-LINK-TIME
	Post-build time	X	VARIANT-POST-BUILD
Scope / Dependency	scope: local		

Included Containers		
Container Name	Multiplicity	Scope / Dependency
SdEventHandlerMulticast	0..1	The subcontainer including the Routing Group for Activation of Events sent over Multicast. The activation ref is also being used for identification of the related Socket Connection in order to find the Multicast Address used in the Multicast Option referenced by the Subscribe EventGroup Ack entry.
SdEventHandlerTcp	0..1	The subcontainer including the Routing Groups for Activation and Trigger Transmit for Events sent over TCP. The activation ref (or triggering ref if no activation ref exists) is also being used for identification of the related socket connections in order to find the related client by iterating the SdEventHandlerTcp elements (remote address statically configured or automatically set by opening TCP connection before subscription).
SdEventHandlerUdp	0..1	The subcontainer including the Routing Groups for Activation and Trigger Transmit for Events sent over UDP. The activation ref (or triggering ref if no activation ref exists) is also being used for identification of the related socket connections in order to set the remote address of the client or find the related client by iterating the SdEventHandlerUdp elements (remote address statically configured or automatically set by method call before subscription).
SdServerCapabilityRecord	0..*	Sd uses capability records to store arbitrary name/value pairs conveying additional information about the named service. The following use cases are supported: 1) Key present, with no value (e.g. "passreq" -- password required for this service) 2) Key present, with empty value (e.g. "Plugins=" server supports plugins, but none are presently installed) 3) Key present, with non-empty value (e.g. "Plugins=JPEG,MPEG2,MPEG4")



10.1.19 SdEventHandlerMulticast

SWS Item	ECUC_SD_00094 :
Container Name	SdEventHandlerMulticast
Description	The subcontainer including the Routing Group for Activation of Events sent over Multicast. The activation ref is also being used for identification of the related Socket Connection in order to find the Multicast Address used in the Multicast Option referenced by the Subscribe EventGroup Ack entry.
Configuration Parameters	

SWS Item	ECUC_SD_00096 :		
Name	SdEventActivationRef		
Description	Reference to a SoAdRoutingGroup for activation of the data path for a subscribed client (start sending events after subscribe).		
Multiplicity	0..1		
Type	Symbolic name reference to [SoAdRoutingGroup]		
Post-Build Variant Multiplicity	true		
Post-Build Variant Value	true		
Multiplicity Configuration Class	Pre-compile time	X	VARIANT-PRE-COMPILE
	Link time	X	VARIANT-LINK-TIME
	Post-build time	X	VARIANT-POST-BUILD
Value Configuration Class	Pre-compile time	X	VARIANT-PRE-COMPILE
	Link time	X	VARIANT-LINK-TIME
	Post-build time	X	VARIANT-POST-BUILD
Scope / Dependency	scope: local		

SWS Item	ECUC_SD_00118 :		
Name	SdMulticastEventSoConRef		
Description	Reference to the SoAdSocketConnection representing the multicast data path (UDP).		
Multiplicity	0..1		
Type	Symbolic name reference to [SoAdSocketConnection]		
Post-Build Variant Multiplicity	true		
Post-Build Variant Value	true		
Multiplicity Configuration Class	Pre-compile time	X	VARIANT-PRE-COMPILE
	Link time	X	VARIANT-LINK-TIME
	Post-build time	X	VARIANT-POST-BUILD
Value Configuration Class	Pre-compile time	X	VARIANT-PRE-COMPILE
	Link time	X	VARIANT-LINK-TIME
	Post-build time	X	VARIANT-POST-BUILD
Scope / Dependency	scope: local		

No Included Containers

10.1.20 SdEventHandlerTcp

SWS Item	ECUC_SD_00093 :
Container Name	SdEventHandlerTcp
Description	The subcontainer including the Routing Groups for Activation and Trigger Transmit for Events sent over TCP. The activation ref (or triggering ref if no activation ref exists) is also being used for identification of the related socket connections in order to find the related client by iterating the SdEventHandlerTcp elements (remote address statically configured or automatically set by opening TCP connection before subscription).
Configuration Parameters	

SWS Item	ECUC_SD_00096 :		
Name	SdEventActivationRef		
Description	Reference to a SoAdRoutingGroup for activation of the data path for a subscribed client (start sending events after subscribe).		
Multiplicity	0..1		
Type	Symbolic name reference to [SoAdRoutingGroup]		
Post-Build Variant Multiplicity	true		
Post-Build Variant Value	true		
Multiplicity Configuration Class	Pre-compile time	X	VARIANT-PRE-COMPILE
	Link time	X	VARIANT-LINK-TIME
	Post-build time	X	VARIANT-POST-BUILD
Value Configuration Class	Pre-compile time	X	VARIANT-PRE-COMPILE
	Link time	X	VARIANT-LINK-TIME
	Post-build time	X	VARIANT-POST-BUILD
Scope / Dependency	scope: local		

SWS Item	ECUC_SD_00095 :		
Name	SdEventTriggeringRef		
Description	Reference to a SoAdRoutingGroup that is used for triggered transmit. Triggering is needed to sent out initial events on the server side after a client got subscribed.		
Multiplicity	0..1		
Type	Symbolic name reference to [SoAdRoutingGroup]		
Post-Build Variant Multiplicity	true		
Post-Build Variant Value	true		
Multiplicity Configuration Class	Pre-compile time	X	VARIANT-PRE-COMPILE
	Link time	X	VARIANT-LINK-TIME
	Post-build time	X	VARIANT-POST-BUILD
Value Configuration Class	Pre-compile time	X	VARIANT-PRE-COMPILE
	Link time	X	VARIANT-LINK-TIME
	Post-build time	X	VARIANT-POST-BUILD
Scope / Dependency	scope: local		

No Included Containers

10.1.21 SdEventHandlerUdp

SWS Item	ECUC_SD_00092 :
Container Name	SdEventHandlerUdp
Description	The subcontainer including the Routing Groups for Activation and Trigger Transmit for Events sent over UDP. The activation ref (or triggering ref if no activation ref exists) is also being used for identification of the related socket connections in order to set the remote address of the client or find the related client by iterating the SdEventHandlerUdp elements (remote address statically configured or automatically set by method call before subscription).
Configuration Parameters	

SWS Item	ECUC_SD_00096 :		
Name	SdEventActivationRef		
Description	Reference to a SoAdRoutingGroup for activation of the data path for a subscribed client (start sending events after subscribe).		
Multiplicity	0..1		
Type	Symbolic name reference to [SoAdRoutingGroup]		
Post-Build Variant Multiplicity	true		
Post-Build Variant Value	true		
Multiplicity Configuration Class	Pre-compile time	X	VARIANT-PRE-COMPILE
	Link time	X	VARIANT-LINK-TIME
	Post-build time	X	VARIANT-POST-BUILD
Value Configuration Class	Pre-compile time	X	VARIANT-PRE-COMPILE
	Link time	X	VARIANT-LINK-TIME
	Post-build time	X	VARIANT-POST-BUILD
Scope / Dependency	scope: local		

SWS Item	ECUC_SD_00095 :		
Name	SdEventTriggeringRef		
Description	Reference to a SoAdRoutingGroup that is used for triggered transmit. Triggering is needed to sent out initial events on the server side after a client got subscribed.		
Multiplicity	0..1		
Type	Symbolic name reference to [SoAdRoutingGroup]		
Post-Build Variant Multiplicity	true		
Post-Build Variant Value	true		
Multiplicity Configuration Class	Pre-compile time	X	VARIANT-PRE-COMPILE
	Link time	X	VARIANT-LINK-TIME
	Post-build time	X	VARIANT-POST-BUILD
Value Configuration Class	Pre-compile time	X	VARIANT-PRE-COMPILE
	Link time	X	VARIANT-LINK-TIME
	Post-build time	X	VARIANT-POST-BUILD
Scope / Dependency	scope: local		

No Included Containers

10.1.22 SdProvidedMethods

SWS Item	ECUC_SD_00087 :
Container Name	SdProvidedMethods
Description	Container element for representing the needed elements of the data path for the methods provided by the service.
Configuration Parameters	

SWS Item	ECUC_SD_00090 :		
Name	SdServerServiceActivationRef		
Description	Reference to a SoAdRoutingGroup to activated and deactivate the data path for methods of the service.		
Multiplicity	1		
Type	Symbolic name reference to [SoAdRoutingGroup]		
Post-Build Variant Multiplicity	true		
Post-Build Variant Value	true		
Multiplicity Configuration Class	Pre-compile time	X	VARIANT-PRE-COMPILE
	Link time	X	VARIANT-LINK-TIME
	Post-build time	X	VARIANT-POST-BUILD
Value Configuration Class	Pre-compile time	X	VARIANT-PRE-COMPILE
	Link time	X	VARIANT-LINK-TIME
	Post-build time	X	VARIANT-POST-BUILD
Scope / Dependency	scope: ECU		

No Included Containers

10.1.23 SdServerCapabilityRecord

SWS Item	ECUC_SD_00032 :
Container Name	SdServerCapabilityRecord
Description	Sd uses capability records to store arbitrary name/value pairs conveying additional information about the named service. The following use cases are supported: 1) Key present, with no value (e.g. "passreq" -- password required for this service) 2) Key present, with empty value (e.g. "PlugIns=" server supports plugins, but none are presently installed) 3) Key present, with non-empty value (e.g. "PlugIns=JPEG,MPEG2,MPEG4")
Configuration Parameters	

SWS Item	ECUC_SD_00033 :		
Name	SdServerCapabilityRecordKey		
Description	Defines a CapabilityRecord key.		
Multiplicity	1		
Type	EcucStringParamDef		
Default value	--		
maxLength	--		
minLength	--		
regularExpression	--		
Post-Build Variant Value	false		
Value Configuration Class	Pre-compile time	X	All Variants
	Link time	--	
	Post-build time	--	
Scope / Dependency	scope: local		

SWS Item	ECUC_SD_00034 :		
Name	SdServerCapabilityRecordValue		
Description	Defines the corresponding CapabilityRecord value.		
Multiplicity	0..1		
Type	EcucStringParamDef		
Default value	--		
maxLength	--		
minLength	--		
regularExpression	--		
Post-Build Variant Multiplicity	false		
Post-Build Variant Value	false		
Multiplicity Configuration Class	Pre-compile time	X	All Variants
	Link time	--	
	Post-build time	--	
Value Configuration Class	Pre-compile time	X	All Variants
	Link time	--	
	Post-build time	--	
Scope / Dependency	scope: local		

No Included Containers

10.1.24 SdInstanceDemEventParameterRefs

SWS Item	ECUC_SD_00120 :
Container Name	SdInstanceDemEventParameterRefs
Description	Container for the references to DemEventParameter elements which shall be invoked using the API Dem_ReportErrorStatus API in case the corresponding error occurs. The EventId is taken from the referenced DemEventParameter's DemEventId value. The standardized errors are provided in the container and can be extended by vendor specific error references.
Configuration Parameters	

SWS Item	ECUC_SD_00121 :		
Name	SD_E_MALFORMED_MSG		
Description	Reference to the DemEventParameter which shall be issued when the SD Instance received malformed message.		
Multiplicity	0..1		
Type	Symbolic name reference to [DemEventParameter]		
Post-Build Variant Multiplicity	false		
Post-Build Variant Value	true		
Multiplicity Configuration Class	Pre-compile time	X	All Variants
	Link time	--	
	Post-build time	--	
Value Configuration Class	Pre-compile time	X	VARIANT-PRE-COMPILE
	Link time	X	VARIANT-LINK-TIME
	Post-build time	X	VARIANT-POST-BUILD
Scope / Dependency	scope: local		

SWS Item	ECUC_SD_00122 :		
Name	SD_E_OUT_OF_RES		
Description	Reference to the DemEventParameter which shall be issued when the SD Instance does not have enough resources to handle client.		
Multiplicity	0..1		
Type	Symbolic name reference to [DemEventParameter]		
Post-Build Variant Multiplicity	false		
Post-Build Variant Value	true		
Multiplicity Configuration Class	Pre-compile time	X	All Variants
	Link time	--	
	Post-build time	--	
Value Configuration Class	Pre-compile time	X	VARIANT-PRE-COMPILE
	Link time	X	VARIANT-LINK-TIME
	Post-build time	X	VARIANT-POST-BUILD
Scope / Dependency	scope: local		

SWS Item	ECUC_SD_00123 :		
Name	SD_E_SUBSCR_NACK_RECV		
Description	Reference to the DemEventParameter which shall be issued when receiving SubscribeEventgroupNack entry.		
Multiplicity	0..1		
Type	Symbolic name reference to [DemEventParameter]		
Post-Build Variant Multiplicity	false		
Post-Build Variant Value	true		
Multiplicity Configuration	Pre-compile time	X	All Variants

Class	Link time	--	
	Post-build time	--	
Value Configuration Class	Pre-compile time	X	VARIANT-PRE-COMPILE
	Link time	X	VARIANT-LINK-TIME
	Post-build time	X	VARIANT-POST-BUILD
Scope / Dependency	scope: local		

No Included Containers

10.2 Published Information

Published information contains data defined by the implementer of the SW module that does not change when the module is adapted (i.e. configured) to the actual HW/SW environment. It thus contains version and manufacturer information.

For details refer to the chapter 10.3 “Published Information” in *SWS_BSWGeneral*.