

Document Title	Specification of FlexRay Interface
Document Owner	AUTOSAR
Document Responsibility	AUTOSAR
Document Identification No	027
Document Classification	Standard

Document Status	Final
Part of AUTOSAR Release	4.2.2

Document Change History		
Release	Changed by	Change Description
4.2.2	AUTOSAR Release Management	<ul style="list-style-type: none"> Minor corrections Editorial changes
4.2.1	AUTOSAR Release Management	<ul style="list-style-type: none"> Support for GlobalTimeSynchronization added Minor corrections
4.1.3	AUTOSAR Release Management	<ul style="list-style-type: none"> Added Chapter for Production Errors Editorial Changes
4.1.2	AUTOSAR Release Management	<ul style="list-style-type: none"> Minor corrections Editorial changes Removed chapter(s) on change documentation
4.1.1	AUTOSAR Administration	<ul style="list-style-type: none"> Traceability requirements added Several Bug fixes Editorial Changes
4.0.3	AUTOSAR Administration	<ul style="list-style-type: none"> Added User-defined communication operations
3.1.5	AUTOSAR Administration	<ul style="list-style-type: none"> API "Frlf_GetCycleLength" added API "Frlf_ReadCCConfig" added APIs Frlf_EnableTransceiverWakeup / Frlf_DisableTransceiverWakeup removed Configuration parameter "FrlfByteOrder" added
3.1.4	AUTOSAR Administration	<ul style="list-style-type: none"> Added support for FlexRay 3.0 hardware (CCs and transceivers) Added functionalities to get detailed (error) information of the communications bus Added support for single/key-slot mode Added "cancel transmission" support Legal disclaimer revised
3.1.1	AUTOSAR Administration	<ul style="list-style-type: none"> Legal disclaimer revised
3.0.2	AUTOSAR Administration	<ul style="list-style-type: none"> Correction of Figure 5.1

Document Change History		
Release	Changed by	Change Description
3.0.1	AUTOSAR Administration	<ul style="list-style-type: none"> • Simplification of the FlexRay Interface State Machine due to the introduction of the new AUTOSAR SWS FlexRay State Manager • Cluster-based APIs were removed due to the introduced AUTOSAR SWS FlexRay State Manager • The FlexRay Interface does not initialize any other modules any more due to the introduction of the "flat initialization" for AUTOSAR release 3.0 • Document meta information extended • Small layout adaptations made
2.1.15	AUTOSAR Administration	<ul style="list-style-type: none"> • "Advice for users" revised • Legal disclaimer added • "Revision Information" added • Release Notes added
2.0	AUTOSAR Administration	<ul style="list-style-type: none"> • Second Release
1.0	AUTOSAR Administration	<ul style="list-style-type: none"> • Initial Release

Disclaimer

This specification and the material contained in it, as released by AUTOSAR, is for the purpose of information only. AUTOSAR and the companies that have contributed to it shall not be liable for any use of the specification.

The material contained in this specification is protected by copyright and other types of Intellectual Property Rights. The commercial exploitation of the material contained in this specification requires a license to such Intellectual Property Rights.

This specification may be utilized or reproduced without any modification, in any form or by any means, for informational purposes only. For any other purpose, no part of the specification may be utilized or reproduced, in any form or by any means, without permission in writing from the publisher.

The AUTOSAR specifications have been developed for automotive applications only. They have neither been developed, nor tested for non-automotive applications.

The word AUTOSAR and the AUTOSAR logo are registered trademarks.

Advice for users

AUTOSAR specifications may contain exemplary items (exemplary reference models, "use cases", and/or references to exemplary technical solutions, devices, processes or software).

Any such exemplary items are contained in the specifications for illustration purposes only, and they themselves are not part of the AUTOSAR Standard. Neither their presence in such specifications, nor any later documentation of AUTOSAR conformance of products actually implementing such exemplary items, imply that intellectual property rights covering such exemplary items are licensed under the same rules as applicable to the AUTOSAR Standard.

Table of Content

1	Introduction and Functional Overview	8
2	Information about this Document.....	9
2.1	General Hints	9
2.2	Acronyms and Abbreviations.....	10
3	Related Documentation	11
3.1	Input Documents	11
3.2	Related Standards and Norms	12
3.3	Related specification	12
4	Constraints and Assumptions.....	13
4.1	Limitations	13
4.2	Applicability to Car Domains	14
5	Dependencies to Other Modules	15
5.1	AUTOSAR Operating System	15
5.2	All Upper Layer AUTOSAR BSW Modules.....	15
5.3	AUTOSAR PDU-Router	15
5.4	AUTOSAR FlexRay Network Management.....	16
5.5	AUTOSAR FlexRay Transport Protocol	16
5.6	AUTOSAR FlexRay Driver	16
5.7	AUTOSAR FlexRay Transceiver Driver.....	16
5.8	File Structure.....	17
5.8.1	Header File Structure	17
6	Requirements Traceability	20
6.1	Specification Items	29
7	Functional Specification.....	31
7.1	FlexRay BSW Stack	31
7.2	Indexing Scheme.....	31
7.2.1	Principle	31
7.2.2	Supported Indexed Resources.....	35
7.3	FlexRay Interface State Machine	35
7.3.1	FlexRay Interface Main Function.....	37
7.4	Implementation Requirements	39
7.5	Configuration description.....	40
7.6	Data Communication via FlexRay	40
7.6.1	PDU Packing, PDU update bits, and Frame Construction Plans.....	41
7.6.2	Dynamic PDU length	43
7.6.3	AlwaysTransmit.....	43
7.6.4	Realization of the Time-Driven FlexRay Schedule	44
7.6.5	Communication Operations.....	47
7.6.6	Transmission with Immediate Buffer Access.....	52
7.7	Error Classification	53
7.7.1	Development Errors	53
7.7.2	Runtime Errors	53

7.7.3	Transient Faults	53
7.7.4	Production Errors	54
7.7.5	Extended Production Errors	57
7.8	Error Detection	57
8	API Service Specification	59
8.1	Imported types.....	59
8.2	Type Definitions.....	59
8.2.1	Frlf_ConfigType	59
8.2.2	Frlf_StateType	60
8.2.3	Frlf_StateTransitionType.....	60
8.3	Function Definitions.....	61
8.3.1	Frlf_Init.....	61
8.3.2	Frlf_ControllerInit	62
8.3.3	Frlf_SetAbsoluteTimer	62
8.3.4	Frlf_EnableAbsoluteTimerIRQ	63
8.3.5	Frlf_AckAbsoluteTimerIRQ	64
8.3.6	Frlf_StartCommunication	65
8.3.7	Frlf_HaltCommunication	66
8.3.8	Frlf_AbortCommunication	67
8.3.9	Frlf_GetState.....	68
8.3.10	Frlf_SetState	69
8.3.11	Frlf_SetWakeupChannel	70
8.3.12	Frlf_SendWUP	71
8.3.13	Frlf_GetPOCStatus	72
8.3.14	Frlf_GetGlobalTime.....	72
8.3.15	Frlf_AllowColdstart.....	73
8.3.16	Frlf_GetMacroticksPerCycle	74
8.3.17	Frlf_GetMacrotickDuration	75
8.3.18	Frlf_Transmit.....	76
8.3.19	Frlf_SetTransceiverMode.....	77
8.3.20	Frlf_GetTransceiverMode	78
8.3.21	Frlf_GetTransceiverWUReason	79
8.3.22	Frlf_ClearTransceiverWakeup	80
8.3.23	Frlf_CancelAbsoluteTimer.....	81
8.3.24	Frlf_GetAbsoluteTimerIRQStatus	82
8.3.25	Frlf_DisableAbsoluteTimerIRQ	83
8.3.26	Frlf_GetCycleLength	84
8.4	Optional Function Definitions	85
8.4.1	Frlf_AllSlots.....	85
8.4.2	Frlf_GetChannelStatus	85
8.4.3	Frlf_GetClockCorrection	86
8.4.4	Frlf_GetSyncFrameList.....	87
8.4.5	Frlf_GetNumOfStartupFrames	89
8.4.6	Frlf_GetWakeupRxStatus	89
8.4.7	Frlf_CancelTransmit.....	90
8.4.8	Frlf_DisableLPdu	91
8.4.9	Frlf_GetTransceiverError	92
8.4.10	Frlf_EnableTransceiverBranch.....	93
8.4.11	Frlf_DisableTransceiverBranch.....	95

8.4.12	Frlf_ReconfigLPdu	96
8.4.13	Frlf_GetNmVector	98
8.4.14	Frlf_GetVersionInfo	98
8.4.15	Frlf_ReadCCConfig	99
8.5	Interrupt Service Routines	100
8.5.1	Frlf_JobListExec_<ClstIdx>	100
8.6	Call-back Notifications	101
8.6.1	Frlf_CheckWakeupByTransceiver	101
8.7	Scheduled Functions	102
8.7.1	Frlf_MainFunction_<ClstIdx>	102
8.8	Expected Interfaces	103
8.8.1	Mandatory Interfaces	103
8.8.2	Optional Interfaces	104
8.8.3	Configurable Interfaces	106
9	Sequence Diagrams	111
9.1	Data Transmission	111
9.1.1	TransmitWithImmediateBufferAccess	111
9.1.2	TransmitWithDecoupledBufferAccess	112
9.1.3	ProvideTxConfirmation	113
9.2	Data Reception	115
9.2.1	ReceiveAndIndicate	115
9.2.2	ReceiveAndStore	116
9.2.3	ProvideRxIndication	117
9.2.4	Cancel Transmission	118
9.3	Prepare LPDU	119
10	Configuration Specification	120
10.1	How to Read this Chapter	120
10.2	Containers and Configuration Parameters	120
10.2.1	Variants	120
10.2.2	Frlf	121
10.2.3	FrlfGeneral	122
10.2.4	FrlfCluster	128
10.2.5	FrlfController	138
10.2.6	FrlfTransceiver	140
10.2.7	FrlfLPdu	141
10.2.8	FrlfFrameTriggering	142
10.2.9	FrlfJobList	145
10.2.10	FrlfJob	147
10.2.11	FrlfCommunicationOperation	148
10.2.12	FrlfFrameStructure	150
10.2.13	FrlfPduInFrame	151
10.2.14	FrlfPdu	152
10.2.15	FrlfTxPdu	152
10.2.16	FrlfRxPdu	156
10.2.17	FrlfPduDirection	157
10.2.18	FrlfConfig	158
10.2.19	FrlfClusterDemEventParameterRefs	158
10.2.20	FrlfFrameTriggeringDemEventParameterRefs	161
10.3	Published Information	161

11 Not applicable requirements 162

1 Introduction and Functional Overview

This specification specifies the functionality, API and the configuration of the AUTOSAR Basic Software module "FlexRay Interface".

In the AUTOSAR Layered Software Architecture Layered Software Architecture, the FlexRay Interface belongs to the *ECU Abstraction Layer*, or more precisely, to the *Communication Hardware Abstraction*. This indicates the main task of the FlexRay Interface:

Provide to upper layers an abstract interface to the FlexRay Communication System. At least as far as data transmission (i.e. data sending and reception) is concerned, this interface shall be uniform for all bus systems in Autosar (FlexRay, CAN, LIN). Thus, the upper layer (Communication Services like PDU Router, Transport Protocol, and Network Management and others) may access all underlying bus systems for data transmission in a uniform manner. The configuration of the FlexRay Interface however is bus-specific, since it takes into account the specific features of the communication system.

The FlexRay Interface does not directly access the FlexRay hardware (FlexRay Communication Controller and FlexRay Transceiver), but by means of one or more hardware-specific Driver modules.

In order to access the FlexRay Communication Controller(s), the FlexRay Interface uses one or multiple FlexRay Driver modules, which abstract the specific features and interfaces ([CHI](#)) of the respective FlexRay Communication Controller(s).

Likewise, in order to access the FlexRay Transceiver(s), the FlexRay Interface shall use one or multiple FlexRay Transceiver Driver module(s), which abstract the specific features and interfaces of the respective FlexRay Transceiver(s)

Therefore, the FlexRay Interface executable code (however, not the configuration used during runtime) shall be completely independent of the FlexRay Communication Controller(s) and the FlexRay Transceiver(s).

Note: The FlexRay Interface is specified in a way that allows for object code delivery of the code module, following the "one-fits-all" principle, i.e. the entire configuration of the FlexRay Interface can be carried out without modifying any source code. Thus, the configuration of the FlexRay Interface can be carried out largely without detailed knowledge of the underlying hardware.

The FlexRay Interface provides to upper layer AUTOSAR [BSW](#) modules the following groups of functions:

- initialization
- data transmission (sending and reception)
- start/halt/abort communication
- FlexRay specific functions (e.g. send wake-up pattern)
- set operation mode
- get status information
- various timer functions

2 Information about this Document

2.1 General Hints

In general, the FlexRay Interface has no knowledge of the origin of a PDU passed to it in an API service call.

Therefore, throughout this document, the term "PDU" is being used for PDUs originating from or sent to:

- AUTOSAR Com (I-PDU) via the PDU-Router, or
- AUTOSAR FlexRay TP (N-PDU), or
- AUTOSAR FlexRay NM
- AUTOSAR XCP

In addition to the above-mentioned AUTOSAR BSW modules, the Frlf shall, with the functionality described within the specification in hand, also support other non-AUTOSAR upper layer software modules (Complex Drivers), provided that these modules interact with the Frlf in the same manner as the upper layer AUTOSAR BSW modules.

Throughout this document, several scenarios for changing configuration data are mentioned. They are being used as follows:

- "**pre compile time**" = carried out *before* compiling the code of the FlexRay Interface, since the code generation depends on this setting.
- "**at system configuration time**" = static configuration parameters stored in the FlexRay Interface; may be defined *after* compilation of the code of the FlexRay Interface ("**link time**" or "**post build time**"), but have to be defined *before* the first execution of the FlexRay Interface code.
- "**during runtime**" = dynamically switching (in [POC](#):*normal active* state of the FlexRay [CC](#), if supported) between different configuration parameter sets stored in the static configuration of the FlexRay Interface, or the FlexRay Driver, respectively.

Everything not explicitly mentioned in this document, should be considered as implementation-specific.

2.2 Acronyms and Abbreviations

The following acronyms and abbreviations are used throughout this document:

Acronym:	Description:
BSW	(AUTOSAR) Basic Software
CAS	Collision Avoidance Symbol
CC	(FlexRay) Communication Controller
CDD	Complex Driver
CHI	Controller Host Interface of a FlexRay CC
COM	Communication (AUTOSAR BSW module)
ComM	Communication Manager (AUTOSAR BSW module)
DEM	Diagnostic Event Manager (AUTOSAR BSW module)
DET	Default Error Tracer (AUTOSAR BSW module)
FrIf	FlexRay Interface (AUTOSAR BSW module)
FrNm	FlexRay Network Management (AUTOSAR BSW module)
FrTp	FlexRay Transport Layer (AUTOSAR BSW module)
ISR	Interrupt Service Routine
MCG	Module Configuration Generator
PduR	PDU Router (AUTOSAR BSW module)
POC	Protocol Operation Control
WUDOP	Wake-Up During Operation
WUP	Wake-Up Pattern
WUS	Wake-Up Symbol
System Designer	The person responsible for the configuration of all system parameters that do not influence the executable code itself (i.e. the sequence of instructions executed during runtime), but the data used to configure <i>which operations</i> this executable code performs on <i>which data</i> and at <i>which points in time</i> .

Abbreviation:	Description:
i.e.	[lat.] id est = [eng.] that is
e.g.	[lat.] exempli gratia = [eng.] for example
N/A	not applicable

3 Related Documentation

3.1 Input Documents

- [1] List of Basic Software Modules
AUTOSAR_TR_BSWModuleList.pdf

- [2] Layered Software Architecture
AUTOSAR_EXP_LayeredSoftwareArchitecture.pdf

- [3] General Requirements on Basic Software Modules
AUTOSAR_SRS_BSWGeneral.pdf

- [4] Input for API Specification of AUTOSAR COM Stack

- [5] Specification of Communication Stack Types
AUTOSAR_SWS_CommunicationStackTypes.pdf

- [6] Requirements on FlexRay
AUTOSAR_SRS_FlexRay.pdf

- [7] Specification of FlexRay Driver
AUTOSAR_SWS_FlexRay.pdf

- [8] Specification of FlexRay State Manager
AUTOSAR_SWS_FlexRayStateManager.pdf

- [9] Specification of FlexRay Transceiver Driver
AUTOSAR_SWS_FlexRayTransceiverDriver.pdf

- [10] Specification of FlexRay Transport Layer
AUTOSAR_SWS_FlexRayTransportLayer.pdf

- [11] Specification of FlexRay Network Management
AUTOSAR_SWS_FlexRayNetworkManagement.pdf

- [12] Specification of PDU Router
AUTOSAR_SWS_PDURouter

- [13] Specification of [BSW](#) Scheduler
AUTOSAR_SWS_BSW_Scheduler

- [14] Specification of ECU Configuration
AUTOSAR_TPS_ECUConfiguration

- [15] Specification of Memory Mapping

AUTOSAR_SWS_MemoryMapping

- [16] General Specification of Basic Software Modules
AUTOSAR_SWS_BSWGeneral.pdf

3.2 Related Standards and Norms

- [17] FlexRay Communications System Protocol Specification Version 2.1
Revision A
- [18] FlexRay Communications System Electrical Physical Layer Specification
Version 2.1 Revision A
- [19] FlexRay Communications System Protocol Specification Version 3.0
- [20] Flexray Communications System Electrical Physical Layer Specification 3.0
- [21] HIS subset of the MISRA C Standard

3.3 Related specification

AUTOSAR provides a General Specification on Basic Software modules [16] (SWS BSW General), which is also valid for FlexRay Interface.

Thus, the specification SWS BSW General shall be considered as additional and required specification for FlexRay Interface.

4 Constraints and Assumptions

4.1 Limitations

The FlexRay [BSW](#) modules are only able to handle a single thread of execution per Cluster. The execution for a particular Cluster must not be pre-empted by itself for the same Cluster. The same applies to the execution of the FlexRay Job List Execution Function.

It is not possible to transmit signals, PDUs, and/or L-SDUs, which exceed the available buffer size of the used FlexRay [CC](#) during normal operation. Longer signals, PDUs, and/or L-SDUs have to be transmitted using the FlexRay Transport Protocol.

Note: The FlexRay Interface does not make any PDU payload-dependent routing decisions.

Note: In order for the AUTOSAR FlexRay [BSW](#) ([Erlf](#) and FlexRay Driver) modules to be able to control a FlexRay [CC](#), this [CC](#) must allow for configuring its transmit/receive buffers to support the Cycle Counter Filter Criterion / (Support of Slot/Cycle Multiplexing)

For 2.1 FlexRay Hardware, the following Cycle Counter Filtering is possible

$$\text{Cycle Number} = (\mathbf{B} + \mathbf{n} * 2^{\mathbf{R}})_{\text{mod}64}$$

with **exactly one tuple** of values for **B** and $2^{\mathbf{R}}$, where:

- Base Cycle **B** $\in [0 \dots 63]$
- Cycle Repetition $2^{\mathbf{R}}$; $\mathbf{R} \in [0 \dots 6]$
- Variable **n** = 0 ... 63
- **B** < $2^{\mathbf{R}}$

For 3.0 FlexRay Hardware, the Cycle Counter Filtering shall be possible as described in [19]

4.2 Applicability to Car Domains

The FlexRay BSW Stack can be used wherever high data rates and fault tolerant communication (in conjunction with [AUTOSAR COM](#)) are required. Of course, it can also be used for less-demanding use cases, i.e. for low data rates or non-fault-tolerant communication. Furthermore, it enables the synchronized operation of several ECUs within a car.

5 Dependencies to Other Modules

5.1 AUTOSAR Operating System

[SWS_FrIf_05099] [There is one dedicated FlexRay Job List Execution Function for each FlexRay Cluster.] ()

[SWS_FrIf_05100] [The FlexRay Interface module shall execute the Flexray Job List Execution Function.] ()

Note: It is up to the implementer whether the FlexRay Job List Execution Functions run in a task context or in an ISR.

5.2 All Upper Layer AUTOSAR BSW Modules

[SWS_FrIf_05050] [The calling of the FlexRay Job List Execution Function by the FlexRay Interface module synchronously to the FlexRay Global Time shall ensure that both the indication (to an upper layer [BSW](#) module) of received data and the request (to an upper layer [BSW](#) module) for data to be sent occur synchronously to the FlexRay Global Time.] (SRS_Fr_05000)

[SWS_FrIf_05148] [The FlexRay Interface module shall ensure data consistency in its buffers.] ()

Rationale for [SWS_FrIf_05148](#): If the respective upper layer [BSW](#) module does not operate synchronously to the FlexRay Global Time, these occurrences are asynchronous to the code execution of this [BSW](#) module.

5.3 AUTOSAR PDU-Router

The [FrIf](#) module declares and calls some callback functions of the PDU-Router in order to confirm transmission and notify reception of PDUs.

5.4 AUTOSAR FlexRay Network Management

The [Frlf](#) module declares and calls some callback functions of the FlexRay Network Management in order to confirm transmission and notify reception of PDUs.

5.5 AUTOSAR FlexRay Transport Protocol

The [Frlf](#) module declares and calls some callback functions of the FlexRay Transport Protocol in order to confirm transmission and notify reception of PDUs.

5.6 AUTOSAR FlexRay Driver

The [Frlf](#) module has a tight relation to the FlexRay Driver since many of the FlexRay-related services offered by the [Frlf](#) module to upper layer [BSW](#) modules are actually carried out by the FlexRay Driver [BSW](#) module. For those services, the [Frlf](#) module mainly performs only an abstraction of the communication hardware specific information (e.g. the topology of the FlexRay Communication System) and then calls the respective FlexRay Driver with the appropriate parameters.

The FlexRay Driver module has to be the only BSW module which has to run necessarily synchronous to the FlexRay Interface.

5.7 AUTOSAR FlexRay Transceiver Driver

The [Frlf](#) module has a tight relation to the FlexRay Transceiver Driver since calls of API services of the FlexRay Transceiver Driver are also routed through the [Frlf](#) module in order to abstract the communication hardware specific information (e.g. the topology of the FlexRay Communication System).

5.8 File Structure

5.8.1 Header File Structure

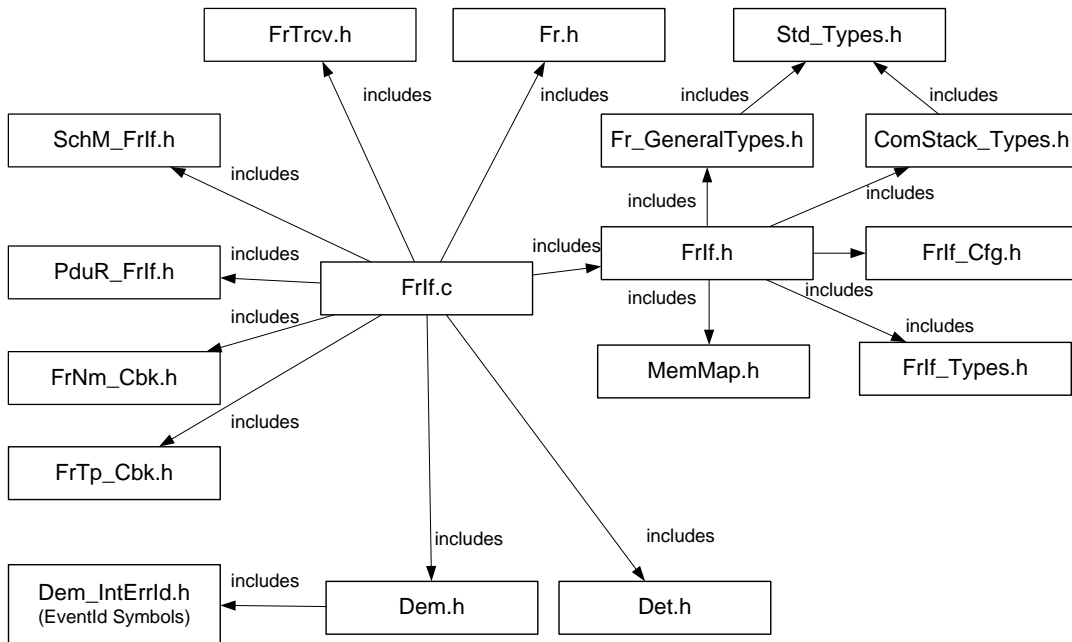


Figure 5-1: FlexRay Interface Header File Structure

The header file structure shall contain the following header files:

[SWS_FrIf_05744] [Fr.h contains the declarations of the API services of the FlexRay Driver used by the FlexRay Interface] ()

[SWS_FrIf_05745] [FrTrcv.h contains the declarations of the API services of the FlexRay Transceiver Driver used by the FlexRay Interface.] ()

[SWS_FrIf_05746] [Fr_GeneralTypes.h contains declarations shared by all AUTOSAR FlexRay [BSW](#) modules] ()

[SWS_FrIf_05747] [ComStack_Types.h contains the communication module abstracted datatypes shared by AUTOSAR communication BSW.] ()

[SWS_FrIf_05748] [PduR_FrIf.h contains the declarations of API services the PDU router offers to the FlexRay Interface] ()

[SWS_FrIf_05749] [FrNm_Cbk.h contains the declarations of API services the FrNm offers to the FlexRay Interface] ()

[SWS_FrIf_05750] [FrTp_Cbk.h contains the declarations of API services the FrTp offers to the FlexRay Interface] ()

[SWS_FrIf_05751] [Det.h contains the declarations of the API services of the Det optionally used by the FlexRay Interface] ()

[SWS_FrIf_05752] [SchM_FrIf.h contains the declaration of the API services the SchM offers to the FlexRay Interface] ()

[SWS_FrIf_05753] [FrIf_Types.h contains the declaration of FrIf specific types.] ()

Note:

By this inclusion the APIs to report errors as well as the required Event Id symbols are included.

Note:

This specification defines the name of the Event Id symbols, which are provided by XML to the DEM configuration tool.

[SWS_FrIf_15140] [The implementation of the FrIf module shall provide the header file *FrIf.h*, which is the main module interface file.] ()

[SWS_FrIf_25140] [It shall contain all types and function prototypes required by the FrIf module's environment.] ()

[SWS_FrIf_05087] [The FrIf module source code file(s) shall include *SchM_FrIf.h* if data consistency mechanisms of the BSW scheduler are required as described in [13].] (SRS_BSW_00435)

[SWS_Frlf_05090] [The header file *Frlf.h* shall contain a software and specification version number.] (SRS_BSW_00004)

[SWS_Frlf_05091] [*Frlf.h* shall include *Fr_GeneralTypes.h* for the include of general FlexRay type declaration] (SRS_BSW_00456)

[SWS_Frlf_05097] [The types specified in SWS_Frlf_05091 shall be declared in *Fr_GeneralTypes.h*] (SRS_BSW_00456)

[SWS_Frlf_05098] [The header file *FrTSyn_Cbk.h* shall contain the declarations of API services the FrTSyn offers to the FlexRay Interface] (SRS_BSW_00456)

6 Requirements Traceability

Requirement	Description	Satisfied by
-	-	SWS_Frlf_05010
-	-	SWS_Frlf_05015
-	-	SWS_Frlf_05016
-	-	SWS_Frlf_05017
-	-	SWS_Frlf_05018
-	-	SWS_Frlf_05019
-	-	SWS_Frlf_05020
-	-	SWS_Frlf_05021
-	-	SWS_Frlf_05023
-	-	SWS_Frlf_05025
-	-	SWS_Frlf_05027
-	-	SWS_Frlf_05028
-	-	SWS_Frlf_05029
-	-	SWS_Frlf_05030
-	-	SWS_Frlf_05031
-	-	SWS_Frlf_05032
-	-	SWS_Frlf_05033
-	-	SWS_Frlf_05037
-	-	SWS_Frlf_05040
-	-	SWS_Frlf_05041
-	-	SWS_Frlf_05042
-	-	SWS_Frlf_05043
-	-	SWS_Frlf_05044
-	-	SWS_Frlf_05045
-	-	SWS_Frlf_05046
-	-	SWS_Frlf_05047
-	-	SWS_Frlf_05048
-	-	SWS_Frlf_05064
-	-	SWS_Frlf_05070
-	-	SWS_Frlf_05071
-	-	SWS_Frlf_05072
-	-	SWS_Frlf_05073
-	-	SWS_Frlf_05085
-	-	SWS_Frlf_05092
-	-	SWS_Frlf_05093
-	-	SWS_Frlf_05094
-	-	SWS_Frlf_05096

-	-	SWS_Frlf_05099
-	-	SWS_Frlf_05100
-	-	SWS_Frlf_05102
-	-	SWS_Frlf_05107
-	-	SWS_Frlf_05110
-	-	SWS_Frlf_05111
-	-	SWS_Frlf_05112
-	-	SWS_Frlf_05113
-	-	SWS_Frlf_05115
-	-	SWS_Frlf_05117
-	-	SWS_Frlf_05118
-	-	SWS_Frlf_05119
-	-	SWS_Frlf_05121
-	-	SWS_Frlf_05122
-	-	SWS_Frlf_05123
-	-	SWS_Frlf_05124
-	-	SWS_Frlf_05125
-	-	SWS_Frlf_05126
-	-	SWS_Frlf_05127
-	-	SWS_Frlf_05128
-	-	SWS_Frlf_05129
-	-	SWS_Frlf_05130
-	-	SWS_Frlf_05131
-	-	SWS_Frlf_05133
-	-	SWS_Frlf_05134
-	-	SWS_Frlf_05136
-	-	SWS_Frlf_05137
-	-	SWS_Frlf_05138
-	-	SWS_Frlf_05145
-	-	SWS_Frlf_05146
-	-	SWS_Frlf_05148
-	-	SWS_Frlf_05151
-	-	SWS_Frlf_05156
-	-	SWS_Frlf_05158
-	-	SWS_Frlf_05159
-	-	SWS_Frlf_05160
-	-	SWS_Frlf_05161
-	-	SWS_Frlf_05162
-	-	SWS_Frlf_05163

-	-	SWS_Frlf_05164
-	-	SWS_Frlf_05165
-	-	SWS_Frlf_05166
-	-	SWS_Frlf_05167
-	-	SWS_Frlf_05168
-	-	SWS_Frlf_05169
-	-	SWS_Frlf_05170
-	-	SWS_Frlf_05171
-	-	SWS_Frlf_05172
-	-	SWS_Frlf_05173
-	-	SWS_Frlf_05174
-	-	SWS_Frlf_05175
-	-	SWS_Frlf_05176
-	-	SWS_Frlf_05177
-	-	SWS_Frlf_05178
-	-	SWS_Frlf_05179
-	-	SWS_Frlf_05180
-	-	SWS_Frlf_05181
-	-	SWS_Frlf_05182
-	-	SWS_Frlf_05190
-	-	SWS_Frlf_05191
-	-	SWS_Frlf_05192
-	-	SWS_Frlf_05193
-	-	SWS_Frlf_05194
-	-	SWS_Frlf_05195
-	-	SWS_Frlf_05196
-	-	SWS_Frlf_05197
-	-	SWS_Frlf_05198
-	-	SWS_Frlf_05199
-	-	SWS_Frlf_05200
-	-	SWS_Frlf_05201
-	-	SWS_Frlf_05202
-	-	SWS_Frlf_05203
-	-	SWS_Frlf_05204
-	-	SWS_Frlf_05205
-	-	SWS_Frlf_05206
-	-	SWS_Frlf_05207
-	-	SWS_Frlf_05208
-	-	SWS_Frlf_05209

-	-	SWS_Frlf_05210
-	-	SWS_Frlf_05211
-	-	SWS_Frlf_05212
-	-	SWS_Frlf_05213
-	-	SWS_Frlf_05214
-	-	SWS_Frlf_05215
-	-	SWS_Frlf_05216
-	-	SWS_Frlf_05217
-	-	SWS_Frlf_05218
-	-	SWS_Frlf_05219
-	-	SWS_Frlf_05220
-	-	SWS_Frlf_05221
-	-	SWS_Frlf_05230
-	-	SWS_Frlf_05231
-	-	SWS_Frlf_05232
-	-	SWS_Frlf_05233
-	-	SWS_Frlf_05234
-	-	SWS_Frlf_05235
-	-	SWS_Frlf_05236
-	-	SWS_Frlf_05237
-	-	SWS_Frlf_05238
-	-	SWS_Frlf_05239
-	-	SWS_Frlf_05240
-	-	SWS_Frlf_05241
-	-	SWS_Frlf_05242
-	-	SWS_Frlf_05243
-	-	SWS_Frlf_05246
-	-	SWS_Frlf_05247
-	-	SWS_Frlf_05248
-	-	SWS_Frlf_05252
-	-	SWS_Frlf_05253
-	-	SWS_Frlf_05254
-	-	SWS_Frlf_05258
-	-	SWS_Frlf_05259
-	-	SWS_Frlf_05260
-	-	SWS_Frlf_05264
-	-	SWS_Frlf_05266
-	-	SWS_Frlf_05270
-	-	SWS_Frlf_05271

-	-	SWS_Frlf_05272
-	-	SWS_Frlf_05274
-	-	SWS_Frlf_05275
-	-	SWS_Frlf_05276
-	-	SWS_Frlf_05277
-	-	SWS_Frlf_05278
-	-	SWS_Frlf_05279
-	-	SWS_Frlf_05280
-	-	SWS_Frlf_05281
-	-	SWS_Frlf_05282
-	-	SWS_Frlf_05283
-	-	SWS_Frlf_05284
-	-	SWS_Frlf_05285
-	-	SWS_Frlf_05286
-	-	SWS_Frlf_05287
-	-	SWS_Frlf_05288
-	-	SWS_Frlf_05289
-	-	SWS_Frlf_05290
-	-	SWS_Frlf_05291
-	-	SWS_Frlf_05292
-	-	SWS_Frlf_05293
-	-	SWS_Frlf_05294
-	-	SWS_Frlf_05295
-	-	SWS_Frlf_05296
-	-	SWS_Frlf_05301
-	-	SWS_Frlf_05302
-	-	SWS_Frlf_05303
-	-	SWS_Frlf_05304
-	-	SWS_Frlf_05305
-	-	SWS_Frlf_05306
-	-	SWS_Frlf_05307
-	-	SWS_Frlf_05308
-	-	SWS_Frlf_05309
-	-	SWS_Frlf_05310
-	-	SWS_Frlf_05311
-	-	SWS_Frlf_05312
-	-	SWS_Frlf_05313
-	-	SWS_Frlf_05314
-	-	SWS_Frlf_05315

-	-	SWS_Frlf_05412
-	-	SWS_Frlf_05413
-	-	SWS_Frlf_05414
-	-	SWS_Frlf_05415
-	-	SWS_Frlf_05416
-	-	SWS_Frlf_05417
-	-	SWS_Frlf_05418
-	-	SWS_Frlf_05419
-	-	SWS_Frlf_05420
-	-	SWS_Frlf_05421
-	-	SWS_Frlf_05422
-	-	SWS_Frlf_05423
-	-	SWS_Frlf_05424
-	-	SWS_Frlf_05425
-	-	SWS_Frlf_05426
-	-	SWS_Frlf_05427
-	-	SWS_Frlf_05428
-	-	SWS_Frlf_05429
-	-	SWS_Frlf_05430
-	-	SWS_Frlf_05431
-	-	SWS_Frlf_05500
-	-	SWS_Frlf_05700
-	-	SWS_Frlf_05701
-	-	SWS_Frlf_05703
-	-	SWS_Frlf_05704
-	-	SWS_Frlf_05705
-	-	SWS_Frlf_05706
-	-	SWS_Frlf_05707
-	-	SWS_Frlf_05708
-	-	SWS_Frlf_05709
-	-	SWS_Frlf_05710
-	-	SWS_Frlf_05711
-	-	SWS_Frlf_05712
-	-	SWS_Frlf_05713
-	-	SWS_Frlf_05714
-	-	SWS_Frlf_05715
-	-	SWS_Frlf_05716
-	-	SWS_Frlf_05717
-	-	SWS_Frlf_05718

-	-	SWS_Frlf_05719
-	-	SWS_Frlf_05720
-	-	SWS_Frlf_05721
-	-	SWS_Frlf_05722
-	-	SWS_Frlf_05723
-	-	SWS_Frlf_05724
-	-	SWS_Frlf_05725
-	-	SWS_Frlf_05728
-	-	SWS_Frlf_05729
-	-	SWS_Frlf_05730
-	-	SWS_Frlf_05731
-	-	SWS_Frlf_05732
-	-	SWS_Frlf_05733
-	-	SWS_Frlf_05734
-	-	SWS_Frlf_05735
-	-	SWS_Frlf_05736
-	-	SWS_Frlf_05737
-	-	SWS_Frlf_05738
-	-	SWS_Frlf_05739
-	-	SWS_Frlf_05740
-	-	SWS_Frlf_05741
-	-	SWS_Frlf_05742
-	-	SWS_Frlf_05743
-	-	SWS_Frlf_05744
-	-	SWS_Frlf_05745
-	-	SWS_Frlf_05746
-	-	SWS_Frlf_05747
-	-	SWS_Frlf_05748
-	-	SWS_Frlf_05749
-	-	SWS_Frlf_05750
-	-	SWS_Frlf_05751
-	-	SWS_Frlf_05752
-	-	SWS_Frlf_05753
-	-	SWS_Frlf_05754
-	-	SWS_Frlf_05755
-	-	SWS_Frlf_05756
-	-	SWS_Frlf_06118
-	-	SWS_Frlf_15120
-	-	SWS_Frlf_15140

-	-	SWS_Frlf_15295
-	-	SWS_Frlf_25120
-	-	SWS_Frlf_25140
-	-	SWS_Frlf_35120
-	-	SWS_Frlf_45120
-	-	SWS_Frlf_55120
-	-	SWS_Frlf_65120
-	-	SWS_Frlf_75120
-	-	SWS_Frlf_85120
-	-	SWS_Frlf_95120
BSW05155	-	SWS_Frlf_05005
SRS_BSW_00004	All Basic SW Modules shall perform a pre-processor check of the versions of all imported include files	SWS_Frlf_05090
SRS_BSW_00101	The Basic Software Module shall be able to initialize variables and hardware in a separate initialization function	SWS_Frlf_05003
SRS_BSW_00170	The AUTOSAR SW Components shall provide information about their dependency from faults, signal qualities, driver demands	SWS_Frlf_05089
SRS_BSW_00171	Optional functionality of a Basic-SW component that is not required in the ECU shall be configurable at pre-compile-time	SWS_Frlf_05089
SRS_BSW_00304	All AUTOSAR Basic Software Modules shall use the following data types instead of native C data types	SWS_Frlf_05001
SRS_BSW_00334	All Basic Software Modules shall provide an XML file that contains the meta data	SWS_Frlf_05089
SRS_BSW_00336	Basic SW module shall be able to shutdown	SWS_Frlf_05006
SRS_BSW_00342	It shall be possible to create an AUTOSAR ECU out of modules provided as source code and modules provided as object code, even mixed	SWS_Frlf_05078
SRS_BSW_00345	BSW Modules shall support pre-compile configuration	SWS_Frlf_05069
SRS_BSW_00348	All AUTOSAR standard types and constants shall be placed and organized in a standard type header file	SWS_Frlf_05001
SRS_BSW_00353	All integer type definitions of target and compiler specific scope shall be placed and organized in a single type header	SWS_Frlf_05001
SRS_BSW_00355	-	SWS_Frlf_05001
SRS_BSW_00358	The return type of init() functions implemented by AUTOSAR Basic Software Modules shall be void	SWS_Frlf_05003
SRS_BSW_00361	All mappings of not standardized keywords of compiler specific scope shall be placed and organized in a compiler specific type and keyword header	SWS_Frlf_05001
SRS_BSW_00375	Basic Software Modules shall report wake-up reasons	SWS_Frlf_05036

SRS_BSW_00378	AUTOSAR shall provide a boolean type	SWS_Frlf_05001
SRS_BSW_00404	BSW Modules shall support post-build configuration	SWS_Frlf_05069
SRS_BSW_00405	BSW Modules shall support multiple configuration sets	SWS_Frlf_05003
SRS_BSW_00406	A static status variable denoting if a BSW module is initialized shall be initialized with value 0 before any APIs of the BSW module is called	SWS_Frlf_05298
SRS_BSW_00407	Each BSW module shall provide a function to read out the version information of a dedicated module implementation	SWS_Frlf_05002
SRS_BSW_00411	All AUTOSAR Basic Software Modules shall apply a naming rule for enabling/disabling the existence of the API	SWS_Frlf_05002
SRS_BSW_00414	Init functions shall have a pointer to a configuration structure as single parameter	SWS_Frlf_05003
SRS_BSW_00435	-	SWS_Frlf_05087
SRS_BSW_00456	- A Header file shall be defined in order to harmonize BSW Modules	SWS_Frlf_05091, SWS_Frlf_05097, SWS_Frlf_05098
SRS_Fr_05000	Synchronous SW Modules shall be supported	SWS_Frlf_05050
SRS_Fr_05007	The FlexRay Interface shall be able to communicate with at least four FlexRay CCs via the appropriate FlexRay Driver(s)	SWS_Frlf_05053
SRS_Fr_05010	Each PDU shall have one PDU-ID	SWS_Frlf_05052
SRS_Fr_05013	The local Memory Space shall be initialized	SWS_Frlf_05003
SRS_Fr_05015	The FlexRay Interface shall provide a software interface to start-up a specific FlexRay CC	SWS_Frlf_05005
SRS_Fr_05016	A FlexRay CC Communication shall be aborted when wanted	SWS_Frlf_05007
SRS_Fr_05018	The FlexRay Interface shall provide a software interface to send a wake-up pattern on a channel or CC	SWS_Frlf_05011
SRS_Fr_05022	FlexRay CC POC Status shall be available	SWS_Frlf_05014
SRS_Fr_05027	A PDU shall be transmitted via the FlexRay communication system	SWS_Frlf_05063
SRS_Fr_05031	A FlexRay CC shall be initialized and configured	SWS_Frlf_05004
SRS_Fr_05039	The Operation Mode of a FlexRay Transceiver shall be set	SWS_Frlf_05034
SRS_Fr_05042	The FlexRay Interface shall allow switching from one configuration to another one in Normal Active Mode	SWS_Frlf_05061
SRS_Fr_05056	Configuration of the FlexRay Interface shall be done at System Configuration Time	SWS_Frlf_05054
SRS_Fr_05063	A FlexRay CC Communication shall be halted when wanted	SWS_Frlf_05006
SRS_Fr_05096	Communication controllers shall be assigned to FlexRay Driver.	SWS_Frlf_05060
SRS_Fr_05097	The FlexRay Interface shall be able to communicate	SWS_Frlf_05057

	with at least four FlexRay Drivers	
SRS_Fr_05126	PDU Update/Valid Information shall be handled	SWS_Frlf_05056
SRS_Fr_05130	The FlexRay Interface shall support PDU transmission buffer queues	SWS_Frlf_05058
SRS_Fr_05157	The Operation Mode of a FlexRay Transceiver shall be available	SWS_Frlf_05035
SRS_Fr_05158	The wake-up reason of a specific FlexRay Transceiver device shall be available	SWS_Frlf_05036
SRS_Fr_05161	Pending Wake-up Events of a Transceiver shall be cleared if necessary	SWS_Frlf_05039
SRS_Fr_05170	PDUs received via the FlexRay communication system shall be retrieved	SWS_Frlf_05062

6.1 Specification Items

The following Items shall be seen as implementation hints only!

Functional Specification

Abstraction of FlexRay Transceivers	Frlf05105, Frlf05106
Usage of Controller and Channel Index	Frlf05106
Usage of zero-based index	SWS_Frlf_05107
Usage of FR Cluster Index	Frlf05108
Configuration Data	Frlf05109
Usage of PDU index	SWS_Frlf_05110
Support one of both or both FlexRay Channels	SWS_Frlf_05111
Support of at least four FlexRay Clusters	SWS_Frlf_05112
Support of at least one absolute timer per FlexRay CCs	SWS_Frlf_05113

FlexRay Interface State Machine

One State Machine per Cluster	SWS_Frlf_05115
Frlf_State offline during initialization	SWS_Frlf_05117

FlexRay Interface Main Function

One Main Function for each FlexRay Cluster	SWS_Frlf_05119
Main Function tasks	Frlf05120

Data Communication via FlexRay

Packaging of multiple PDUs in one FR Frame	SWS_Frlf_05121
Frame construction plan (layout)	SWS_Frlf_05122
Frame construction plan (config)	SWS_Frlf_05123
Transmission rule	SWS_Frlf_05124
Update Information per PDU	SWS_Frlf_05125
Location of Update Information	SWS_Frlf_05126
Configuration of Update Information	SWS_Frlf_05127
Indication in case of no update information	SWS_Frlf_05128
Transmission with Immediate Buffer Access	SWS_Frlf_05129
Ensure synchronous buffer access	SWS_Frlf_05130

Sortation of Communication Job	SWS_Frlf_05131
Communication Job properties	Frlf05368
Communication Job execution start time	SWS_Frlf_05133
Actions specified by Communication Operation	SWS_Frlf_05134
Communication Operation properties	Frlf05369
Job List Execution Function nameing	SWS_Frlf_05136
Job List synchronously to global time	SWS_Frlf_05137
Job List Execution Function actions	SWS_Frlf_05138

7 Functional Specification

7.1 FlexRay BSW Stack

As part of the AUTOSAR Layered Software Architecture according to [2], the FlexRay [BSW](#) modules also form a layered software stack.

Figure 7-1 depicts the basic structure of this FlexRay [BSW](#) stack. The [Frlf](#) module accesses several [CCs](#) using the FlexRay Driver layer, which can be made up of several FlexRay Drivers modules. The FlexRay Transceivers are not shown in this figure; however, the structure that applies to the FlexRay Drivers and the FlexRay [CCs](#) analogously applies to the FlexRay Transceiver Drivers and the FlexRay Transceivers.

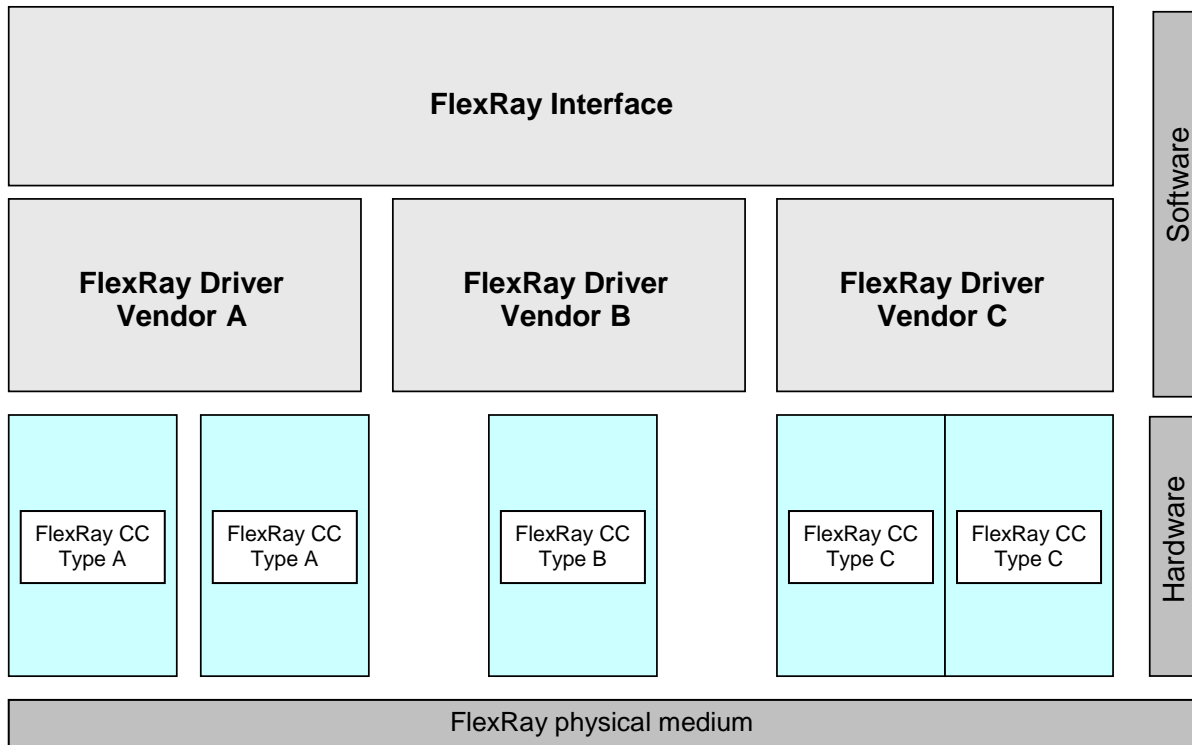


Figure 7-1: Basic Structure of the FlexRay BSW Stack

7.2 Indexing Scheme

7.2.1 Principle

Most of the [Frlf](#) module's API services used for accessing the numerous (hardware and software) resources¹ map to corresponding API services of the underlying FlexRay Driver(s), or FlexRay Transceiver Driver(s), respectively.

In order to select those resources spread over the various entities² accessed via the [Frlf](#) module, the FlexRay-related AUTOSAR [BSW](#) modules use an indexing scheme that is exemplarily described in Figure 7-2 and Figure 7-3.

Definition ControllerIndex: The ControllerIndex is an abstract, unique, zero-based consecutive index to achieve the abstraction of the FlexRay Communication Controllers, independent of their type, location, and access method.

Definition ClusterIndex: The ClusterIndex is an abstract, unique, zero-based consecutive index to achieve the abstraction of the FlexRay Clusters, independent of their type, location, and access method.

Definition ChannelIndex: The ChannelIndex has either the value FR_CHANNEL_A or FR_CHANNEL_B. In combination with the ControllerIndex, the corresponding FlexRay Transceiver is identified.

[SWS_Frlf_05052] [The [Frlf](#) module shall achieve the abstraction (of the CCs and Drivers) by providing to the upper layer [BSW](#) modules an abstract, unique, zero-based consecutive index for each sort of resource, independent of their type, location, and access method.] (SRS_Fr_05010)

Rationale: The Frlf module achieves the abstraction (of the CCs and Drivers) by providing these abstract indices to the upper layer BSW modules.

The [Frlf](#) module API service uses the abstract index passed to it by the upper layer [BSW](#) module to retrieve:

1. **the function pointer to a corresponding lower layer BSW module's API service** from a static configuration data table containing function pointers to all API services of all lower layer [BSW](#) modules called by the [Frlf](#) module, and
2. **the translated index used in the call to the lower layer BSW module's API service** from a static configuration data table.

Since this static configuration data table contains function pointers to the lower layer BSW module's API services, it obviously has to be linked against the linked and located code of the lower layer BSW modules.

The [Frlf](#) module then calls the corresponding lower layer [BSW](#) module's API service via the function pointer and passes the translated index in the API call.

The function descriptions in chapter 8 specify the required calls of corresponding lower layer [BSW](#) module's API services in detail.

¹ E.g. timers, configuration data sets, etc.

² FlexRay Drivers, FlexRay Communication Controllers, FlexRay Transceiver Drivers, and FlexRay Transceivers

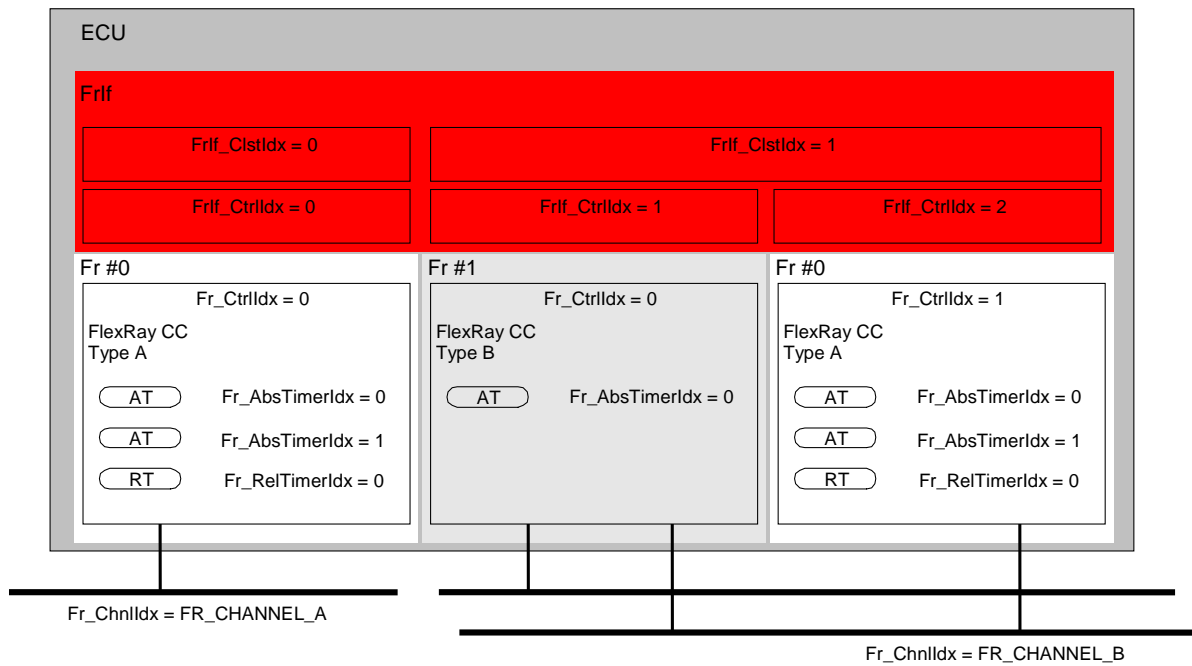


Figure 7-2: CC Indexing Scheme of the FlexRay Interface

[SWS_FrIf_05060] [In order to abstract for upper layer [BSW](#) modules the various CCs, which the [FrIf](#) module controls via the FlexRay Driver modules, the [FrIf](#) module offers an abstract, unique, zero-based consecutive index **FrIfCtrlIdx** as configuration parameter, which maps to a tuple of FlexRay Driver API Service function pointer and CC index **Fr_CtrlIdx**.] (SRS_Fr_05096)

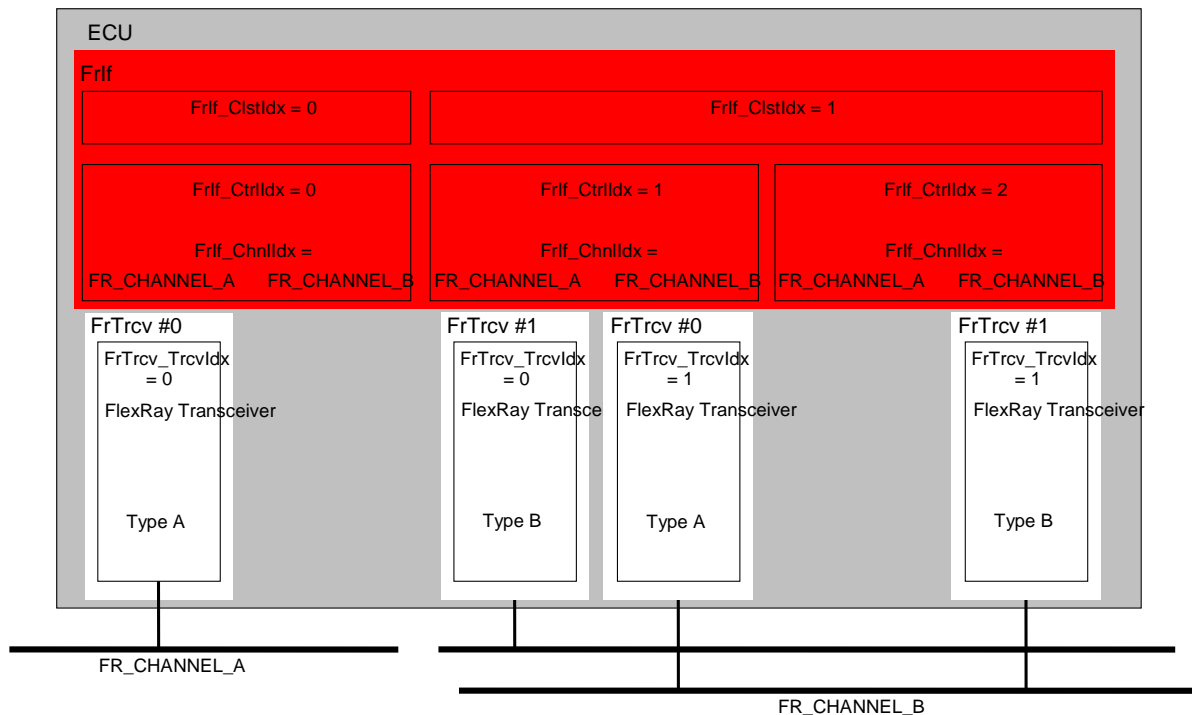


Figure 7-3: Flexray Transceiver Indexing Scheme of the FlexRay Interface

In order to abstract for upper layer [BSW](#) modules the various FlexRay Transceiver modules, which the [FrIf](#) module accesses via the FlexRay Transceiver Driver modules, the [FrIf](#) module takes advantage of the fact that each FlexRay Transceiver module is unambiguously assigned to a specific Channel on a specific FlexRay [CC](#).

Therefore, the [FrIf](#) module abstracts the various FlexRay Transceivers by a **combination** of the two indices **FrIf_CtrlIdx** (Controller Index) and **FrIf_ChnlIdx** (Channel Index) and maps this to a tuple of FlexRay Transceiver Driver API Service function pointer and FlexRay Transceiver index **FrTrcv_TrcvIdx**. (Transceiver Index)

The function descriptions in chapter 8 specify the required mapping of upper layer BSW module's parameters to corresponding lower layer [BSW](#) module's API services in detail.”

[SWS_FrIf_05107] [Besides hardware and software resources, the [FrIf](#) module also numbers the logical structure elements presented by FlexRay with an abstract, unique, zero-based consecutive index.

The static configuration data of the [FrIf](#) module contains a data structure that specifies which FlexRay [CC](#) modules and which FlexRay Transceiver modules are connected to which Clusters, or in other words, that maps each value of **FrIf_ClstIdx** to (one, or in general) a set of values for **FrIf_CtrlIdx** and tuples of (**FrIf_CtrlIdx**, **FrIf_ChnlIdx**).] ()

[SWS_Frlf_05110] [The [Frlf](#) module shall number all PDUs to be transmitted with an abstract, unique, zero-based consecutive index Frlf_TxPduld.] ()

Note: This index is used in the [Frlf](#) API service Frlf_Transmit() and allows the [Frlf](#) module to quickly identify (e.g. by a table look-up) the PDU that is passed to it by an upper layer [BSW](#) module, and to process it accordingly.

7.2.2 Supported Indexed Resources

[SWS_Frlf_05057] [It shall be possible that the [Frlf](#) module can be configured to support at least four (possibly different) **FlexRay Drivers** to access the FlexRay Communication Controllers.] (SRS_Fr_05097)

[SWS_Frlf_05053] [It shall be possible that the [Frlf](#) module can be configured using the parameter FRIF_CTRL_IDX to support at least four (possibly different) **FlexRay CCs**.] (SRS_Fr_05007)

[SWS_Frlf_05111] [It shall be possible that the [Frlf](#) module can be configured to support one of both or both **FlexRay Channels** as specified in [17].] ()

[SWS_Frlf_05112] [It shall be possible that the [Frlf](#) module can be configured using the parameter FRIF_CLST_IDX to support at least four **FlexRay Clusters**.] ()

[SWS_Frlf_05113] [It shall be possible that the [Frlf](#) module can be configured using the parameter FRIF_ABS_TIMER_IDX to support at least one **absolute timer** per FlexRay [CCs](#).] ()

7.3 FlexRay Interface State Machine

[SWS_Frlf_05115] [In order to allow to control the communication operations of the FlexRay system, the [Frlf](#) module shall implement a behavior, which is defined using a simple state machine (one per FlexRay cluster), called FlexRay Interface State Machine

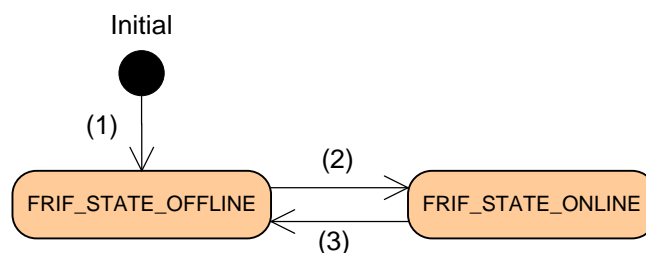


Figure 7-4: FlexRay Interface State Machine

Figure 7-4 shows the states and transitions that are visible to the user of a [Frlf](#) module. The two different states, which are defined as Frlf type Frlf_StateType (see 8.2.2), represent the communication capabilities of a Frlf module.

State	Description
FRIF_STATE_OFFLINE	No communication services are executed (see chapter 7.6 for details)
FRIF_STATE_ONLINE	All communication services (reception, transmission, transmission confirmation) are executed (see chapter 7.6 for details).

] ()

[SWS_Frlf_05117] [During initialization of the Frlf by executing Frlf_Init() the Frlf_State for each cluster shall be initialized with state 'FRIF_STATE_OFFLINE'.

The transitions are requested by an API service Frlf_SetState() which takes the Cluster to process on and the Transition name to invoke.] ()

[SWS_Frlf_05118] [If the Frlf module's environment calls the function Frlf_SetState with parameter Frlf_StateTransition = FRIF_GOTO_ONLINE and if the current state for the requested cluster is FRIF_STATE_OFFLINE, the Frlf module shall take the current state of the requested cluster to FRIF_STATE_ONLINE." (refer to figure 7-4 transition (2)).

If the Frlf module's environment calls the function Frlf_SetState with parameter Frlf_StateTransition = FRIF_GOTO_OFFLINE and if the current state for the requested cluster is FRIF_STATE_ONLINE, the Frlf module shall take the current state of the requested cluster to FRIF_STATE_OFFLINE." (refer to figure 7-4 transition (3)).

Otherwise, do not perform a state transition.

Transition Name	Transitions (see Figure 7-4)	Description
FRIF_GOTO_ONLINE	(2)	Transition resulting in Frlf_State FRIF_STATE_ONLINE
FRIF_GOTO_OFFLINE	(3)	Transition resulting in Frlf_State FRIF_STATE_OFFLINE

] ()

7.3.1 FlexRay Interface Main Function

The FlexRay Interface Main Function needs to be called cyclically from a task body provided by the [BSW](#) Scheduler with a calling period (FRIF_MAINFUNCTION_PERIOD) depending on the FlexRay Cycle length and configurable [at system configuration time](#).

Since the Cycle length of each Cluster is independent, the desired calling period of the FlexRay Interface Main Function might differ from Cluster to Cluster, except for “Transmission with Immediate Buffer Access”.

[SWS_Frlf_05119] [The Frlf module shall provide one dedicated FlexRay Interface Main Function for each FlexRay Cluster that is controlled by that Frlf module.] ()

[SWS_Frlf_05283] [The API names of the FlexRay Interface Main Functions shall obey the following pattern:

- Frlf_MainFunction_0() for Cluster # 0 (Frlf_ClstIdx = 0)
- Frlf_MainFunction_1() for Cluster # 1 (Frlf_ClstIdx = 1)
- Frlf_MainFunction_2() for Cluster # 2 (Frlf_ClstIdx = 2)
- Frlf_MainFunction_3() for Cluster # 3 (Frlf_ClstIdx = 3)
- ... and so on, if more than 4 FlexRay Clusters are supported.

] ()

[SWS_Frlf_15120] [The Main Function monitors and controls the continuous execution of the FlexRay Job List Execution Function including the (re)synchronization if the current FlexRay Interface State Machine is FRIF_STATE_ONLINE.] ()

[SWS_Frlf_25120] [If one of the optional cluster-specific configuration parameters FRIF_E_NIT_CH_A, FRIF_E_NIT_CH_B, FRIF_E_SW_CH_A, FRIF_E_SW_CH_B or FRIF_E_ACS_CH_A, FRIF_E_ACS_CH_B exists, then call Frlf_GetChannelStatus for each FlexRay controller of the cluster and report the status to DEM as described below.] ()

[SWS_Frlf_35120] [If the optional configuration parameter FRIF_E_NIT_CH_A exists, then the channel status information shall be reported to DEM as Dem_ReportErrorStatus (FRIF_E_NIT_CH_A, DEM_EVENT_STATUS_FAILED) when any of the error bits of a single controller (Channel A NIT status data vSS!SyntaxError, vSS!Bviolation) is set or as Dem_ReportErrorStatus (FRIF_E_NIT_CH_A, DEM_EVENT_STATUS_PASSED) when none of these error bits is set.] ()

[SWS_FrIf_45120] ¶ If the optional configuration parameter FRIF_E_NIT_CH_B exists, then the channel status information shall be reported to DEM as Dem_ReportErrorStatus (FRIF_E_NIT_CH_B, DEM_EVENT_STATUS_FAILED) when any of the error bits of a single controller (Channel B NIT status data vSS!SyntaxError, vSS!Bviolation) is set or as Dem_ReportErrorStatus (FRIF_E_NIT_CH_B, DEM_EVENT_STATUS_PASSED) when none of these error bits is set.] ()

[SWS_FrIf_55120] ¶ If the optional configuration parameter FRIF_E_SW_CH_A exists, then the channel status information shall be reported to DEM as Dem_ReportErrorStatus (FRIF_E_SW_CH_A, DEM_EVENT_STATUS_FAILED) when any of the error bits of a single controller (Channel A symbol window status data vSS!SyntaxError, vSS!Bviolation, vSS!TxConflict) is set or as Dem_ReportErrorStatus (FRIF_E_SW_CH_A, DEM_EVENT_STATUS_PASSED) when none of these error bits is set.] ()

[SWS_FrIf_65120] ¶ If the optional configuration parameter FRIF_E_SW_CH_B exists, then the channel status information shall be reported to DEM as Dem_ReportErrorStatus (FRIF_E_SW_CH_B, DEM_EVENT_STATUS_FAILED) when any of the error bits of a single controller (Channel B symbol window status data vSS!SyntaxError, vSS!Bviolation vSS!TxConflict) is set or as Dem_ReportErrorStatus (FRIF_E_SW_CH_B, DEM_EVENT_STATUS_PASSED) when none of these error bits is set.] ()

[SWS_FrIf_75120] ¶ If the optional configuration parameter FRIF_E_ACS_CH_A exists, then the channel status information shall be reported to DEM as Dem_ReportErrorStatus (FRIF_E_ACS_CH_A, DEM_EVENT_STATUS_FAILED) when any of the error bits of a single controller (Channel A aggregated channel status vSS!SyntaxError, vSS!ContentError, vSS!Bviolation, vSS!TxConflict) is set or as Dem_ReportErrorStatus (FRIF_E_ACS_CH_A, DEM_EVENT_STATUS_PASSED) when none of these error bits is set.] ()

[SWS_FrIf_85120] ¶ If the optional configuration parameter FRIF_E_ACS_CH_B exists, then the channel status information shall be reported to DEM as Dem_ReportErrorStatus (FRIF_E_ACS_CH_B, DEM_EVENT_STATUS_FAILED) when any of the error bits of a single controller (Channel B aggregated channel status vSS!SyntaxError, vSS!ContentError, vSS!Bviolation, vSS!TxConflict) is set or as Dem_ReportErrorStatus (FRIF_E_ACS_CH_B, DEM_EVENT_STATUS_PASSED) when none of these error bits is set.] ()

[SWS_FrIf_95120] ¶ If a loss of the JobList's synchronization (see [JobListAsyncFlag](#)) or a miss of execution was detected, the following steps shall be performed:

1. Get the global time (FrIf_GetGlobalTime())
 - If FrIf_GetGlobalTime() returns E_NOT_OK, stop here
 - If FrIf_GetGlobalTime() returns E_OK, continue with step 2
2. add some 'time buffer' (i.e. some timespan which takes jitter into account)

3. search the FlexRay Job List for the next job, i.e. that job with an invocation time greater than the current global time + 'time buffer'.
 4. set the JobListPointer to that job and program the absolute timer with this job's invocation time (now the FlexRay Job List is synchronized again)
 5. clear the JobListAsyncFlag
 6. Enable the absolute timer interrupt
-] ()

7.4 Implementation Requirements

[SWS_Frlf_05096] [The FlexRay Interface executable code (however, not the configuration used during runtime) shall be completely independent of the FlexRay Communication Controller(s) and the FlexRay Transceiver(s).] ()

[SWS_Frlf_05069] [The Frlf module shall support pre-compile time, link-time and post-build-time configuration.] (SRS_BSW_00404, SRS_BSW_00345)

[SWS_Frlf_05284] [The Frlf module shall implement link-time and post-build-time configuration data as read-only data structures.] ()

[SWS_Frlf_05285] [The Frlf module shall immediately reference link-time configuration data by the implementation,] ()

[SWS_Frlf_05078] [The Frlf module shall implement the API functions specified by the Frlf SWS as real C code functions and shall not implement the API functions as macros.] (SRS_BSW_00342)

Note: The rationale of [SWS_Frlf_05078](#) is to allow object code module integration.

[SWS_Frlf_05092] [The Frlf module shall support dynamic payload length for LPdus whose associated parameter FrlfAllowDynamicLSduLength (see [Frlf06049](#)) is set to true.

FrlfAllowDynamicLSduLength shall only be used for PDUs

- which are the only ones within the Frame Construction Plans, or
- for the last PDU within the Frame Construction Plans

] ()

7.5 Configuration description

[SWS_Frlf_05089] [The Frlf module shall provide an XML file that contains the data which is required for the SW identification (it shall contain the vendor identification, module ID and software version information), configuration and integration process. This file should describe vendor specific configuration parameters as well as it should contain recommended configuration parameter values.

The description of the configuration and initialization data itself is not part of this specification but very implementation specific.] (SRS_BSW_00171, SRS_BSW_00170, SRS_BSW_00334)

7.6 Data Communication via FlexRay

FlexRay in general is a deterministic time-driven communication system.

Each datum that should be transmitted or received has to be scheduled [at system configuration time](#).

This even holds true for data that - from the application's point of view - are considered *event-driven*.

Note: When looking only at specific instances of the AUTOSAR FlexRay software modules running on a specific ECU it is not possible to "anticipate" the **exact point in time** when a certain FlexRay frame is being sent (or received, respectively) in the Dynamic Segment of the FlexRay Cycle.

[SWS_Frlf_05054] [The Frlf module shall define the resources (e.g. a buffer in the FlexRay Communication Controller or FlexRay Driver) needed for data transmission (or reception, respectively) [at system configuration time](#) specifically for data transmission (or reception, respectively).] (SRS_Fr_05056)

Note: There is no true spontaneous event-driven data communication on FlexRay. Even application data that occur at unpredictable points in time (i.e. "event-driven"), and that should be transmitted via FlexRay, have to be scheduled for transmission [at system configuration time](#).

7.6.1 PDU Packing, PDU update bits, and Frame Construction Plans

In accordance with basic AUTOSAR rules, the API services that the [Frlf](#) module provides to upper layer [BSW](#) modules for data transmission and data reception are PDU-based.

[SWS_Frlf_05121] [The [Frlf](#) module shall be capable of packing multiple PDUs into one FlexRay Frame.] ()

Rationale for [SWS_Frlf_05121](#): Bus-independent AUTOSAR PDUs have a maximal length of 8 bytes, but according to [17] a FlexRay Frame can contain as many as 254 bytes of payload data.

Note: It is also allowed to define PDUs which are larger than 8 bytes. Please be aware that PDUs greater than 8 bytes are not bus independent any more!

[SWS_Frlf_05122] [The Frlf module shall take the information on how to pack PDUs into FlexRay Frames from the so-called Frame Construction Plans. The rules defining how to pack PDUs into FlexRay Frames are defined [at system configuration time](#)] ()

[SWS_Frlf_05123] [The Frame Construction Plan shall be stored in the static configuration of the [Frlf](#) module (configuration parameter FrlfFrameStructure, see [Frlf05370](#)).] ()

[SWS_Frlf_05124] [If multiple PDUs are packed into a single FlexRay Frame and if the Frlf module recognizes the update of at least one of the contained PDUs, then the Frlf module shall transmit this FlexRay Frame.] ()

Note: As a result, the space associated with PDUs in this FlexRay Frame that have not been updated by the upper layer BSW module will also be transmitted. This does not necessarily mean that the previous values of those PDUs are transmitted. On the contrary, in case the parameter 'FrlfUnusedBitValue' does not exist, arbitrary values for those PDUs will be transmitted.

[SWS_Frlf_05723] [In case the parameter 'FrlfUnusedBitValue' exists, all the unused bits within the Frame Construction Plan shall be set to the configured value 'FrlfUnusedBitValue' while assembling the frame on sender side.] ()

[SWS_Frlf_05725] [Unused bits of the Frame Construction Plan are the

- spaces within the Frame Construction Plan that are reserved for PDUs
- spaces within the Frame Construction Plan that are reserved for the Update bits] ()

[SWS_Frlf_05125] [It shall be possible to configure (configuration parameter FrlfPduUpdateBitOffset, see Frlf06071) for each PDU a dedicated PDU update bits in the FlexRay Frame. The Frlf module shall identify the position of the PDU update bits

for each PDU using the information stored in configuration parameter
FrlfPduUpdateBitOffset.] ()

[SWS_Frlf_05056] [The receiving Frlf module shall evaluate the PDU Update-bit (if configured) to recognize the update of the PDU associated with this PDU update bits
] (SRS_Fr_05126)

Rationale: In order for the receiving [Frlf](#) module to be able to determine which of the PDUs in a received FlexRay Frame have actually been updated by the upper layer BSW module (by a call of Frlf_Transmit()) on the transmitter side, additional update information, so called **PDU update bits** within the FlexRay Frame, shall be transmitted to the receiving [Frlf](#) module.

Note: A details description of the update bits handling is described in the Communication Operation, chapter 7.6.3.1 “TransmitWithDecoupledBufferAccess”

[SWS_Frlf_05126] [This PDU update bits shall be located at an arbitrary bit position in the Frame Construction Plan that is not occupied by any PDU.] ()

[SWS_Frlf_05127] [The configuration of update bitss for the PDUs and the definition of the location of the update bitss within the FlexRay Frame are performed [at system configuration time](#) [Configuration Parameter FrlfPduUpdateBitOffset, see [Frlf06071](#)]] ()

[SWS_Frlf_05128] [If no update bit is configured for a specific PDU, the Frlf module shall assume this PDU to be always valid and the Frlf module shall always indicate its reception to the upper layer BSW module on the receiver side.] ()

[SWS_Frlf_05724] [On reception side, if the parameter ‘FrlfUnusedBitValue’ exists, after the FlexRay Driver has copied the L-SDU into the temporary buffer and before disassembling the L-SDU, the remaining bits in the temporary buffer according to the Frame Construction Plan shall be set to the value given by ‘FrlfUnusedBitValue’.] ()

In case the parameter ‘FrlfAllowDynamicLSduLength’ exists and is set to TRUE for the associated frame triggering for reception, PDUs in non-received areas (PDU offset > actual L-SDU length) shall not be indicated to upper layer(s).

[SWS_Frlf_05129] [If Transmission with Immediate Buffer Access is used, only one PDU is allowed per FlexRay Frame (L-SDU).] ()

Note: Therefore, PDU update bits can be omitted for Transmission with Immediate Buffer Access.

7.6.2 Dynamic PDU length

[SWS_Frlf_05093] ¶ In case the parameter 'FrlfAllowDynamicLSduLength' (see Frlf06049) is set to true for the associated frame triggering, the Frlf module passes the actual used L-PDU length to the driver (Fr_TransmitTxLPdu()), taking into account the following parameters for each PDU:

- the position of the PDU within the L-PDU
- the position of the update-bit information (if configured)

If FrlfImmediate equals TRUE, the actual length of the respective PDU shall be as passed via Frlf_Transmit().

If FrlfImmediate equals FALSE, the actual length of the respective PDU shall be as passed via <UL_TriggerTransmit>()

¶ ()

Note: If FrlfAllowDynamicLSduLength is set to false, the Frlf module just passes the length information according to the frame construction plan to the FlexRay driver.

[SWS_Frlf_05094] ¶ The Frlf shall only indicate PDUs in received areas (PDU offset <= actual L-PDU length) to upper layer(s). ¶ ()

7.6.3 AlwaysTransmit

Note: According to [17], a FlexRay [CC](#) might **only** support the so-called “continuous transmission mode” where a message is transmitted continuously until the host explicitly invalidates the transmit buffer. If such a FlexRay [CC](#) is being used for transmission, and the receiving [Frlf](#) should still be able to determine which of the PDUs in a received FlexRay Frame have actually been updated by an upper layer [BSW](#) module on the transmitter side, a special mechanism is needed in the transmitting [Frlf](#), called **AlwaysTransmit** (configuration parameter FrlfAlwaysTransmit, see ECUC_Frlf_06050). If AlwaysTransmit is enabled for an L-PDU that is transmitted using the Communication Operation DECOUPLED_TRANSMISSION, the FlexRay Driver's API service Fr_TransmitTxLPdu() is always called for this L-PDU, independent from any PDUs in this L-PDU having been updated by an upper layer [BSW](#) module. This enables resetting the PDU update bits in the FlexRay [CC's](#) transmit buffer, even if none of the PDUs in the FlexRay Frame have actually been updated by an upper layer [BSW](#) module, and thus ensures the correct interpretation of the received Frame contents by the receiving [Frlf](#).

Note: Since:

- in general, the transmit mode of a FlexRay [CC](#) can be configured (“continuous mode” / “single shot mode”), and
- [AlwaysTransmit](#) can be configured independently per L-PDU, and

- update bits can be configured independently per PDU, the [Frlf](#) module can be tailored to exhibit exactly the behavior required by a certain use case,

however, it is the responsibility of the [System Designer](#) to select the correct configuration of all these parameters. An incorrect configuration will lead to undesired results.

7.6.4 Realization of the Time-Driven FlexRay Schedule

According to [17], a FlexRay [CC](#) is **not** required to provide mechanisms in hardware to ensure asynchronous access to its transmit and receive buffers e.g. by providing shadow buffers that may be accessed asynchronously by the AUTOSAR FlexRay software modules.

[SWS_Frlf_05130] [The Frlf module shall call all functions accessing the transmit and receive buffers (i.e. performing data transmission or reception, respectively) synchronously (i.e. synchronized to the FlexRay Global Time)] ()

Rationale for [SWS_Frlf_05130](#): The access of Frlf module functions to transmit and receive buffers only at well-defined points in time³ avoids concurrent access to the buffers by the hardware and the software.

Note: In order to provide this necessary synchronicity, the [Frlf](#) module defines for each Cluster a FlexRay Job List [Configuration Parameter [FrlfJobList](#), see [Frlf05367](#)].

The Cluster's FlexRay Job List is executed by its Job List Execution Function (see 8.5.1) using an absolute timer [Configuration Parameter [FrlfAbsTimerRef](#), see [Frlf06063](#)] of a FlexRay [CC](#) connected to the respective Cluster.

7.6.4.1 FlexRay Job List

[SWS_Frlf_05131] [Definition: A FlexRay Job List is a list of (maybe different) Communication Jobs sorted according to their respective execution start time.

Each Communication Job [Configuration Parameter [FrlfJob](#), see [Frlf05368](#)] contains the following properties:

- Job start time by means of
 - FlexRay Communication Cycle [Configuration Parameter [FrlfCycle](#), see [Frlf06064](#)]
 - Macrotick Offset within the Communication Cycle [Configuration Parameter [FrlfMacrotick](#), see [Frlf06065](#)].

³ In FlexRay Global Time
44 of 162

- A list of Communication Operations [Configuration Parameter `FrlfCommunicationOperation`, see [Frlf05369](#)] sorted according to a configurable Communication operation index [Configuration Parameter `FrlfCommunicationOperationIdx`, see [Frlf06068](#)]. The sorting order defines the order of execution of the Communication Operations within a FlexRay Communication Job.

] ()

[SWS_Frlf_05133] [The Frlf module shall call the respective Cluster's FlexRay Job List Execution Function to execute each FlexRay Communication Job at the execution start time assigned to that Communication Job] ()

[SWS_Frlf_05134] [The Frlf module shall process the actions determined by the Communication Operations assigned to each FlexRay Communication Job

Each Communication Operation (see [Frlf05369](#)) contains the following properties:

- Communication Operation Index [Configuration Parameter `FrlfCommunicationOperationIdx`, see `ECUC_Frlf_06068`], which determines the execution order of the Communication Operations.
- Communication Action [Configuration Parameter `FrlfCommunicationAction`, see [Frlf06067](#)], which specifies the actual action to perform (see 7.6.5):
 - `DECOUPLED_TRANSMISSION`
 - `TX_CONFIRMATION`
 - `RECEIVE_AND_STORE`
 - `RX_INDICATION`
 - `RECEIVE_AND_INDICATE`
 - `PREPARE_LPDU`
- A reference to a frame triggering (L-PDU) which is associated with the Communication Action to perform [Configuration parameter `FrlfLPdulIdx`, see [Frlf06058](#)]⁴.] ()

7.6.4.2 FlexRay Job List Execution Function

Since the Communication Schedule of each FlexRay Cluster is independent, there is one dedicated FlexRay Job List and one dedicated FlexRay Job List Execution Function for each FlexRay Cluster that is controlled by the FlexRay Interface.

The Copy Operation into/from the FlexRay CCs are scheduled within the FlexRay JobLists' communication operations

⁴ The LPDU is identified by a LPdu Index, which has a 1:1 association to a frame triggering for historical reasons. To obtain compatibility this configuration structure is not changed here. The L-PDU index is identified with a zero-based and dense index, which shall be used as the parameter `Fr_LPdulIdx` passed to the AUTOSAR FlexRay Driver when processing LPdus.

[SWS_Frlf_05136] [The API names of the FlexRay Job List Execution Functions shall obey the following pattern:

- Frlf_JobListExec_0() for Cluster # 0 (Frlf_ClstIdx = 0)
- Frlf_JobListExec_1() for Cluster # 1 (Frlf_ClstIdx = 1)
- Frlf_JobListExec_2() for Cluster # 2 (Frlf_ClstIdx = 2)
- Frlf_JobListExec_3() for Cluster # 3 (Frlf_ClstIdx = 3)
- ... and so on, if more than 4 FlexRay Clusters are supported.] ()

[SWS_Frlf_05137] [The FlexRay Job List Execution Function shall execute the Cluster's FlexRay Job List Jobs synchronously to the Cluster's global time (i.e. at well-defined points in time).] ()

[SWS_Frlf_05138] [Upon invocation, the FlexRay Job List Execution Function shall perform the following steps:

1. Retrieve the FlexRay Global Time from the FlexRay [CC](#) providing the Cluster's absolute timer interrupt.
2. If the FlexRay Global Time cannot be retrieved or the global time delay compared to the jobs start time is larger than a maximum delay [Configuration Parameter FrlfMaxIsrDelay, see Frlf06004], the execution of the FlexRay Job List is considered to be asynchronous to the FlexRay Global Time and thus the following actions are performed:
 - Either set a flag (JobListAsyncFlag) indicating that the execution of the FlexRay Job List of this Cluster is asynchronous or directly resynchronize the Joblist as described in SWS_Frlf_95120
 - If the JobListAsyncFlag was set, call the DET error FRIF_E_JLE_SYNC
 - Disable absolute Timer Interrupt
 - Terminate the execution of this FlexRay Job.

Otherwise, the FlexRay Job List Execution Function continues with step 3.

3. Retrieve the ordered list of Communication Operations of the current Job pointed to by the current job-pointer.
4. Forward the current job-pointer to the next job-list entry. If the job-pointer was pointed at the end of the job-list, wrap around and set it to the first job-list entry.
5. Retrieve the execution start time of the job marked by the job-pointer and set the absolute timer to this job's start time in order to invoke the FlexRay Job List Execution Function again.
6. Execute the retrieved Communication Operations.

] ()

Note: In order to keep the runtime of the JLEF short, it is acceptable to implement the described functionality of the JLEF into a separate, high priority task which has to be activated immediately in the JLEF.

7.6.5 Communication Operations

This chapter describes each Communication Operation that is executed within the Job List Execution Function.

7.6.5.1 TransmitWithDecoupledBufferAccess

[SWS_Frlf_05058] [The Frlf module shall be capable of Transmit Request queuing by using the TrigTxCounter.] (SRS_Fr_05130)

Note: Only the amount of transmit requests are stored, not the data itself.

[SWS_Frlf_05063] [If the related CC is in Frlf_State FRIF_STATE_ONLINE for a Communication Operation DECOUPLED_TRANSMISSION, then the Job List Execution Function shall execute this Communication Operation. Otherwise, the Job List Execution Function shall ignore this Communication Operation.] (SRS_Fr_05027)

[SWS_Frlf_05287] [For a Communication Operation DECOUPLED_TRANSMISSION the Job List Execution Function shall perform the following steps

1. Iterate over all PDUs contained in the FrlfFrameStructure (see Frlf05370) of the associated frame triggering of this Communication Operation and
 - a. Check whether TrigTxCounter is > 0 or FrlfNoneMode == true for the PDU. If not, clear the update-bit for this PDU [Configuration Parameter FrlfPduUpdateBitOffset, see Frlf06071] and proceed with the next PDU, otherwise continue with the following steps:
 - i. Decrement TrigTxCounter only if TrigTxCounter > 0 . If the value of TrigTxCounter = 0, do not decrement.
 - ii. Call the upper layer's function `_TriggerTransmit()` with the associated PDUId (defined by the upper layer) and pass a pointer to a temporary buffer within the Frlf that assembles the L-SDU. The pointer shall consider the byte offset [Configuration Parameter FrlfPduOffset, see Frlf06070]] of the PDU within the frame. If `_TriggerTransmit()` returns E_NOT_OK, the TrigTxCounter value has to be rolled back to the previous value.
 - iii. Remember that a transmission for this PDU is pending if a transmission confirmation is needed for this PDU [Configuration Parameter FrlfConfirm, see Frlf06075] increment TxConfCounter, where the maximum value is limited by static configuration [Configuration Parameter FrlfCounterLimit, see Frlf06076]. If the FrlfCounterLimit has been reached, the FrlfCounterLimit value is kept and not incremented any more.
 - iv. Set the update-bit if configured for this PDU [Configuration Parameter FrlfPduUpdateBitOffset, see Frlf06071]. In case the API `_TriggerTransmit()` does not return E_OK, or the API `Frlf_CancelTransmit ()` for the corresponding PDU has been called, reset the update-bit to "not updated".

2. If at least one PDU was requested for transmission or for at least one PDU `FrIfNoneMode == true` and `_TriggerTransmit` returned `E_OK` or the frame is configured to be always transmitted [Configuration Parameter `FrIfAlwaysTransmit == true`] then the FlexRay Driver's API service `Fr_TransmitTxLPdu()` is called:
 - a. `Fr_CtrlIdx` is derived according to the indexing scheme described in 7.2
 - b. `Fr_LPduldx` is set to the configured L-PDU index [Configuration Parameter `FrIfLPduldx`, see [FrIf06058](#)] associated with the Communication Operation
 - c. `Fr_LSduPtr` is set to the temporary `FrIf` L-SDU assembling buffer.
 - d. `Fr_LSduLength` is set to the L-SDU length [Configuration Parameter `FrIfLSduLength`, see [FrIf06054](#)]
3. In case the Driver's API `Fr_TransmitTxLPdu()` returned `E_NOT_OK` (indicating that the transmission failed) changes on `TrigTxCounter` and `TxConfCounter` must be rolled back (see 4. and 5.) for each PDU contained in the FlexRay L-SDU.

All described actions in [SWS FrIf_05287](#) are depicted in detail in the sequence chart in chapter 9.1.2.

In case the parameter '`FrIfAllowDynamicLSduLength`' exists and is set to `TRUE` for the associated frame triggering, the actual L-SDU length, that is passed to the driver (`Fr_TransmitTxLPdu()`), shall be determined (i.e. shortened as much as possible) taking into account the following for those PDUs only, which have been indicated via `_TriggerTransmit()`:

- the position of the respective PDU within the L-SDU
- the actual length of the respective PDU as passed via `_TriggerTransmit()`
- the position of the update-bit of the respective PDU (if configured)

This ensures that on one hand all the needed information for disassembling the L-SDU is available on receiver side (PDU(s) itself and the corresponding update-bit(s) if configured), and on the other hand that the payload can be reduced as much as possible by taking the position of all the required data for disassembling contained in the frame construction plan into account when shortening the L-SDU to be passed to the driver.] ()

7.6.5.2 ProvideTxConfirmation

[SWS FrIf_05064] [If the related CC is in `FrIf_State FRIF_STATE_ONLINE` for a Communication Operation `TX_CONFIRMATION`, then the Job List Execution Function shall execute this Communication Operation. Otherwise, the Job List Execution Function shall ignore this Communication Operation.] ()

[SWS FrIf_05288] ["For a Communication Operation `TX_CONFIRMATION` the Job List Execution Function shall perform the following steps:

1. Call the FlexRay Driver's API function `Fr_CheckTxLPduStatus()`:
 - a. `Fr_CtrlIdx` is derived according to the indexing scheme described in 7.2
 - b. `Fr_LPduldx` is set to the configured L-PDU buffer index [Configuration Parameter `FrIfLPduldx`, see [FrIf06058](#)] associated with the Communication Operation.

2. If the transmission was performed (Output parameter *Fr_TxLPduStatusPtr is successfully set to FR_TRANSMITTED) then iterate over all PDUs contained in the FrlfFrameStructure (see [Frlf05370](#)) of the associated frame triggering. If [TxConfCounter](#) for a PDU is 0 proceed with the next PDU, otherwise
 - a. If FrlfConfirm == true, call the upper layer's function <UL_TxConfirmation()> with the associated PDUId (defined by the upper layer).
 - b. If FrlfConfirm == true ,decrement [TxConfCounter](#).] ()

7.6.5.3 ReceiveAndStore

[SWS_Frlf_05289] [If the related CC is in Frlf_State FRIF_STATE_ONLINE for a Communication Operation RECEIVE_AND_STORE, then the Job List Execution Function shall execute this Communication Operation. Otherwise, the Job List Execution Function shall ignore this Communication Operation.] ()

[SWS_Frlf_05290] [For a Communication Operation RECEIVE_AND_STORE the Job List Execution Function shall perform the following steps:

1. Call the FlexRay Driver's API function Fr_ReceiveRxLPdu():
 - a. Fr_CtrlIdx is derived according to the indexing scheme described in 7.2
 - b. Fr_LPduldx is set to the configured L-PDU index [Configuration Parameter FrlfLPduldx, see [Frlf06058](#)] associated with the Communication Operation.
 - c. Fr_LSduPtr is set to a temporary buffer.
2. If a L-PDU was received (Output parameter *Fr_LPduStatusPtr != FR_NOT_RECEIVED) iterate over all PDUs contained in the FrlfFrameStructure (see [Frlf05370](#)) of the associated frame triggering and:
 - a. If an update bit was configured for the PDU [Configuration Parameter FrlfPduUpdateBitOffset, see [Frlf06071](#)] and the update bit for the PDU is not set, continue with the next PDU. Otherwise,
 - b. Copy the PDU Payload from the temporary buffer considering the PDU offset within the L-SDU [Configuration Parameter FrlfPduOffset, see [Frlf06070](#)] into a Frlf PDU-related static buffer.
 - c. Store the actual received PDU length
 - d. Mark the PDU-related static buffer as up-to-date.
3. if *Fr_LPduStatusPtr == FR_RECEIVED_MORE_DATA_AVAILABLE restart at number 1 again. Otherwise the communication operation has finished.] ()

7.6.5.4 ProvideRxIndication

[SWS_Frlf_05062] [If the related CC is in Frlf_State FRIF_STATE_ONLINE for a Communication Operation RX_INDICATION, then the Job List Execution Function shall execute this Communication Operation. Otherwise, the Job List Execution Function shall ignore this Communication Operation.] (SRS_Fr_05170)

[SWS_Frlf_05291] [For a Communication Operation RX_INDICATION the Job List Execution Function shall perform the following steps:

1. Iterate over all PDU-related static buffers of PDUs contained in the `FrlfFrameStructure` (see [Frlf05370](#)) of the associated frame triggering
2. If the PDU-related static buffer is marked as outdated, continue with the next PDU. Otherwise if the buffer is marked up-to-date,
 - a. Call the upper layer's function `_RxIndication()` with the PDU Id the receiving module expects and `Frlf_PduInfoPtr` which contains the received data address and received data length.
 - b. Mark the PDU-related static buffer as outdated. `] ()`

7.6.5.5 ReceiveAndIndicate

[SWS_Frlf_05292] [If the related CC is in `Frlf_State FRIF_STATE_ONLINE` for a Communication Operation `RECEIVE_AND_INDICATE`, then the Job List Execution Function shall execute this Communication Operation. Otherwise, the Job List Execution Function shall ignore this Communication Operation. `] ()`

[SWS_Frlf_05293] [For a Communication Operation `RECEIVE_AND_INDICATE` the Job List Execution Function shall perform the following steps:

- 1) Calculate values for input parameters:
 - a) `Fr_CtrlIdx` is derived according to the indexing scheme described in 7.2
 - b) `Fr_LPduldx` is set to the configured L-PDU index [Configuration Parameter `FrlfLPduldx`, see [Frlf06058](#)] associated with the Communication Operation.
 - c) `Fr_LSduPtr` is set to a temporary buffer.

 - 2) Initialize `ComOpLoopCounter` to 0.

 - 3) As long as `ComOpLoopCounter < FrlfRxComOpMaxLoop` do
 - a) Call `Fr_ReceiveRxLPdu` with the parameters calculated in 1)
 - b) If `*Fr_LPduStatusPtr != FR_NOT_RECEIVED` then continue at 3)c), otherwise the communication operation has finished.
 - c) For each Pdu contained in the `FrlfFrameStructure` (see [Frlf05370](#)) of the associated frame triggering do
 -) If an update bit was configured for the PDU [Configuration Parameter `FrlfPduUpdateBitOffset`, see [Frlf06071](#)] and the update bit for the PDU is not set, continue with the next PDU. Otherwise
 -) Call the upper layer's function `_RxIndication()` with the PDU Id the receiving module expects and a pointer to the Pdu-Info structure containing the Pdu length and a reference to the temporary buffer considering the PDU offset within the L-SDU [Configuration Parameter `FrlfPduOffset`, see [Frlf06070](#)] as parameters.
 - d) if `*Fr_LPduStatusPtr == FR_RECEIVED_MORE_DATA_AVAILABLE` then increment `ComOpLoopCounter` and restart at 3)a), otherwise the communication operation has finished.
- `] ()`

7.6.5.6 PREPARE_LPDU

The Communication Operation PREPARE_LPDU enables hardware optimization purposes (hardware buffer re-configuration)

[SWS_FrIf_05294] [The Communication Operation PREPARE_LPDU performs the following steps:

1. Call the FlexRay Driver's API function Fr_PrepareLPdu():
 - a. Fr_CtrlIdx is derived according to the indexing scheme described in 7.2
 - b. Fr_LPduldx is set to the configured L-PDU index [Configuration Parameter FrIfLPduldx, see [FrIf06058](#)] associated with the Communication Operation.] ()

[SWS_FrIf_05061] [

The Communication Operation PREPARE_LPDU enables hardware optimization purposes. Its purpose is to enable certain FlexRay CC hardware resources (e.g. a CC's message buffer) to be prepared (configured) for the transmission/reception of a certain L-PDU.

This Communication Operation enables the FlexRay Driver to optimize the usage of hardware resources if available at appropriate point of times. However, it is the responsibility of the FlexRay Driver to decide and validate resource allocation optimizations based on the PREPARE_LPDU Communication Operations. Practically the usage of this Communication Operation will introduce some runtime-overhead even if the FlexRay Driver does not use the opportunity for reconfiguration.]

(SRS_Fr_05042)

7.6.3.7 FREE_OP_A

User-defined communication operation in order to support hardware specific or additional communication controller features to increase performance. Use cases are communication controllers with serial connection or DMA-transfers.

7.6.3.8 FREE_OP_B

User-defined communication operation in order to support hardware specific or additional communication controller features to increase performance. Use cases are communication controllers with serial connection or DMA-transfers.

7.6.6 Transmission with Immediate Buffer Access

[SWS_Frlf_15295] ¶

The FlexRay Job List Execution Function does not initiate transmission with immediate buffer access. Instead, the actions described here are carried out in the context of the `Frlf_Transmit()` API service, which in turn is called by an upper layer [BSW](#) module. ¶ ()

[SWS_Frlf_05295] ¶ The FlexRay Interface shall perform a PDU transmission with immediate buffer access (see 9.1), only if the following restriction regarding static configuration apply:

- The PDU must be **the only** PDU in a FlexRay Frame (L-SDU). It is **not** packed into a FlexRay Frame together with other PDUs (i.e., the mapping between this PDU and the respective L-SDU is a 1:1 association).
- The PDU must be located **at the beginning** of the L-SDU.
- There is no update-bit for immediate PDUs configured. ¶ ()

[SWS_Frlf_05296] ¶ If an upper layer module calls `Frlf_Transmit()` with `Frlf_TxPduld` being configured for an immediate PDU, the AUTOSAR module FlexRay Interface shall perform the following steps for an immediate PDU transmission within the context of the `Frlf_Transmit()` API service Driver's API function `Fr_TransmitTxLPdu()`:

- a. `Fr_CtrlIdx` is derived according to the indexing scheme described in 7.2
- b. `Fr_LPduldx` is set to the configured L-PDU index [Configuration Parameter `FrlfLPduldx`, see [Frlf06058](#)] associated with the `Frlf_TxPduld`.
- c. `Fr_LSduPtr` is set to the Pdu Payload pointer contained in the `PdulInfoPtr` passed as parameter to `Frlf_Transmit`.
- d. If the parameter `FrlfAllowDynamicLSduLength=FALSE`, `Fr_LSduLength` is set to the L-SDU length [Configuration Parameter `FrlfLSduLength`, see [Frlf06054](#)]
- e. If the parameter `FrlfAllowDynamicLSduLength=TRUE`, the actual length of the respective PDU shall be as passed via `Frlf_Transmit()`.

In case the Driver's API `Fr_TransmitTxLPdu()` returned `E_OK` (indicating that the transmission request succeeded) the [TxConfCounter](#) is incremented for the respective PDU. The maximum value of [TxConfCounter](#) is limited by static configuration [Configuration Parameter `FrlfCounterLimit`, see [Frlf06076](#)].

In case the Driver's API `Fr_TransmitTxLPdu()` returned `E_NOT_OK` do not modify the current counter value of [TxConfCounter](#). ¶ ()

7.7 Error Classification

7.7.1 Development Errors

[SWS_Frlf_05145] |

<i>Type or error</i>	<i>Related error code</i>	<i>Value [hex]</i>
Invalid pointer	FRIF_E_PARAM_POINTER	0x01
Invalid Controller index	FRIF_E_INV_CTRL_IDX	0x02
Invalid Cluster index	FRIF_E_INV_CLST_IDX	0x03
Invalid Channel index	FRIF_E_INV_CHNL_IDX	0x04
Invalid timer index	FRIF_E_INV_TIMER_IDX	0x05
Invalid Frlf_TxPdu Index	FRIF_E_INV_TXPDUID	0x06
Invalid LPdu Index	FRIF_E_INV_LPDU_IDX	0x07
Frlf not initialized	FRIF_E_NOT_INITIALIZED	0x08
Job List Execution lost synchronization to the FlexRay Global Time	FRIF_E_JLE_SYNC	0x09
Invalid parametFrlf state	FRIF_E_INV_FRIF_STATE	0x0A
Invalid Frame ID	FRIF_E_INV_FRAME_ID	0x0B
FRIF_E_INIT_FAILED	FRIF_E_INIT_FAILED	0x0C

Table 7-1: Definition of Development Errors

| 0

7.7.2 Runtime Errors

There are no runtime errors.

7.7.3 Transient Faults

There are no transient faults.

7.7.4 Production Errors

[SWS_Frlf_05146] |

Type or error	Related error code	Value [hex]
error detection in NIT on channel A	FRIF_E_NIT_CH_A	Assigned by DEM
error detection in NIT on channel B	FRIF_E_NIT_CH_B	Assigned by DEM
error detection in SW on channel A	FRIF_E_SW_CH_A	Assigned by DEM
error detection in SW on channel B	FRIF_E_SW_CH_B	Assigned by DEM
error detection in ACS on channel A	FRIF_E_ACS_CH_A	Assigned by DEM
error detection in ACS on channel B	FRIF_E_ACS_CH_B	Assigned by DEM

| ()

Table 7-2: Definition of Production Errors

[SWS_Frlf_05426] |

Error Name:	FRIF_E_NIT_CH_A	
Short Description:	Error detection in NIT on channel A	
Long Description:	This production error shall be issued when an error in NIT on channel A was detected	
Recommended DTC:	N/A	
Detection Criteria:	Fail	The channel status information shall be reported to DEM as Dem_ReportErrorStatus (FRIF_E_NIT_CH_A, DEM_EVENT_STATUS_FAILED) when any of the error bits of a single controller (Channel A NIT status data vSS!SyntaxError, vSS!Bviolation) is set (SWS_Frlf_35120)
	Pass	The channel status information shall be reported to DEM as Dem_ReportErrorStatus (FRIF_E_NIT_CH_A, DEM_EVENT_STATUS_PASSED) when none of the error bits of a single controller (Channel A NIT status data vSS!SyntaxError, vSS!Bviolation) is set (SWS_Frlf_35120)
Secondary Parameters:	N/A	
Time Required:	N/A	
Monitor Frequency	continuous	
MIL illumination:	N/A	

| ()

[SWS_Frlf_05427] |

Error Name:	FRIF_E_NIT_CH_B
Short Description:	Error detection in NIT on channel B
Long Description:	This production error shall be issued when an error in NIT on

	channel B was detected	
Recommended DTC:	N/A	
Detection Criteria:	Fail	The channel status information shall be reported to DEM as Dem_ReportErrorStatus (FRIF_E_NIT_CH_B, DEM_EVENT_STATUS_FAILED) when any of the error bits of a single controller (Channel B NIT status data vSS!SyntaxError, vSS!Bviolation) is set (SWS FrIf_45120)
	Pass	The channel status information shall be reported to DEM as Dem_ReportErrorStatus (FRIF_E_NIT_CH_B, DEM_EVENT_STATUS_PASSED) when none of the error bits of a single controller (Channel B NIT status data vSS!SyntaxError, vSS!Bviolation) is set (SWS FrIf_45120)
Secondary Parameters:	N/A	
Time Required:	N/A	
Monitor Frequency	continuous	
MIL illumination:	N/A	

] ()

[SWS_FrIf_05428]

Error Name:	FRIF_E_SW_CH_A	
Short Description:	Error detection in SW on channel A	
Long Description:	This production error shall be issued when an error in SW on channel A was detected.	
Recommended DTC:	N/A	
Detection Criteria:	Fail	The channel status information shall be reported to DEM as Dem_ReportErrorStatus (FRIF_E_SW_CH_A, DEM_EVENT_STATUS_FAILED) when any of the error bits of a single controller (Channel A symbol window status data vSS!SyntaxError, vSS!Bviolation, vSS!TxConflict) is set (SWS FrIf_55120)
	Pass	The channel status information shall be reported to DEM as Dem_ReportErrorStatus (FRIF_E_SW_CH_A, DEM_EVENT_STATUS_PASSED) when none of the error bits of a single controller (Channel A symbol window status data vSS!SyntaxError, vSS!Bviolation, vSS!TxConflict) is set (SWS FrIf_55120)
Secondary Parameters:	N/A	
Time Required:	N/A	
Monitor Frequency	continuous	
MIL illumination:	N/A	

] ()

[SWS_Frlf_05429]

Error Name:	FRIF_E_SW_CH_B	
Short Description:	Error detection in SW on channel B	
Long Description:	This production error shall be issued when an error in SW on channel B was detected.	
Recommended DTC:	N/A	
Detection Criteria:	Fail	The channel status information shall be reported to DEM as Dem_ReportErrorStatus (FRIF_E_SW_CH_B, DEM_EVENT_STATUS_FAILED) when any of the error bits of a single controller (Channel B symbol window status data vSS!SyntaxError, vSS!Bviolation, vSS!TxConflict) is set (SWS Frlf 65120)
	Pass	The channel status information shall be reported to DEM as Dem_ReportErrorStatus (FRIF_E_SW_CH_B, DEM_EVENT_STATUS_PASSED) when none of the error bits of a single controller (Channel B symbol window status data vSS!SyntaxError, vSS!Bviolation, vSS!TxConflict) is set (SWS Frlf 65120)
Secondary Parameters:	N/A	
Time Required:	N/A	
Monitor Frequency	continuous	
MIL illumination:	N/A	

] ()

[SWS_Frlf_05431]

Error Name:	FRIF_E_ACS_CH_A	
Short Description:	Error detection in ACS on channel A	
Long Description:	This production error shall be issued when an error in ACS on channel A was detected	
Recommended DTC:	N/A	
Detection Criteria:	Fail	The channel status information shall be reported to DEM as Dem_ReportErrorStatus (FRIF_E_ACS_CH_A , DEM_EVENT_STATUS_FAILED) when any of the error bits of a single controller (Channel A aggregated channel status vSS!SyntaxError, vSS!ContentError, vSS!Bviolation, vSS!TxConflict) is set (SWS Frlf 75120)
	Pass	The channel status information shall be reported to DEM as Dem_ReportErrorStatus (FRIF_E_ACS_CH_A , DEM_EVENT_STATUS_PASSED) when none of the error bits of a single controller (Channel A aggregated channel status vSS!SyntaxError,

	vSS!ContentError, vSS!Bviolation, vSS!TxConflict) is set (SWS FrIf 75120)
Secondary Parameters:	N/A
Time Required:	N/A
Monitor Frequency	continuous
MIL illumination:	N/A

] ()

[SWS FrIf_05430]

Error Name:	FRIF_E_ACS_CH_B	
Short Description:	Error detection in ACS on channel B	
Long Description:	This production error shall be issued when an error in ACS on channel B was detected	
Recommended DTC:	N/A	
Detection Criteria:	Fail	The channel status information shall be reported to DEM as Dem_ReportErrorStatus (FRIF_E_SW_CH_B, DEM_EVENT_STATUS_FAILED) when any of the error bits of a single controller (Channel B symbol window status data vSS!SyntaxError, vSS!Bviolation, vSS!TxConflict) is set (SWS FrIf 85120)
	Pass	The channel status information shall be reported to DEM as Dem_ReportErrorStatus (FRIF_E_ACS_CH_B, DEM_EVENT_STATUS_PASSED) when none of the error bits of a single controller (Channel B aggregated channel status vSS!SyntaxError, vSS!ContentError, vSS!Bviolation, vSS!TxConflict) is set (SWS FrIf 85120)
Secondary Parameters:	N/A	
Time Required:	N/A	
Monitor Frequency	continuous	
MIL illumination:	N/A	

] ()

7.7.5 Extended Production Errors

There are no extended production errors.

7.8 Error Detection

[SWS FrIf_05298] If the FrIfDevErrorDetect switch is set to ON, all [FrIf](#) module API services other than FrIf_Init() and FrIf_GetVersionInfo() shall:

- not execute their normal operation,
- report to the DET module (using FRIF_E_NOT_INITIALIZED),
- and return E_NOT_OK,

unless the [Frlf](#) module has been initialized with a preceding call of Frlf_Init().]

(SRS_BSW_00406)

8 API Service Specification

8.1 Imported types

In this chapter all types included from the following files are listed:

[SWS_Frlf_05001] [

<i>Module</i>	<i>Imported Type</i>
ComStack_Types	PduldType
	PdulInfoType
Dem	Dem_EventIdType
	Dem_EventStatusType
Fr	Fr_ChannelType
	Fr_POCTestStatusType
	Fr_RxLPduStatusType
	Fr_TxLPduStatusType
FrTrcv	FrTrcv_TrvcModeType
	FrTrcv_TrvcWUReasonType
Std_Types	Std_ReturnType
	Std_VersionInfoType

] (SRS_BSW_00348, SRS_BSW_00353, SRS_BSW_00361, SRS_BSW_00304, SRS_BSW_00355, SRS_BSW_00378)

8.2 Type Definitions

This chapter lists the data types that the FlexRay Interface defines.

8.2.1 Frlf_ConfigType

[SWS_Frlf_05301][

Name:	Frlf_ConfigType	
Type:	Structure	
Range:	Implementation specific	--
Description:	This type contains the implementation-specific post build time configuration structure. Only pointers of this type are allowed.	

] ()

8.2.2 Frlf_StateType

[SWS_Frlf_05755]

Name:	FrIf_StateType	
Type:	Enumeration	
Range:	FRIF_STATE_OFFLINE	The FlexRay CC is not ready for communication, the FlexRay cluster is not synchronized.
	FRIF_STATE_ONLINE	The FlexRay CC is ready for communication, the FlexRay cluster is synchronized.
Description:	Variables of this type are used to represent the Frlf_State of a FlexRay CC.	

] ()

8.2.3 Frlf_StateTransitionType

[SWS_Frlf_05303]

Name:	FrIf_StateTransitionType	
Type:	Enumeration	
Range:	FRIF_GOTO_OFFLINE	Literal for requesting transition into FRIF_STATE_OFFLINE
	FRIF_GOTO_ONLINE	Literal for requesting transition into FRIF_STATE_ONLINE state.
Description:	Variables of this type are used to represent the Frlf_State of a FlexRay CC.	

] ()

8.3 Function Definitions

This is a list of API services (functions) the [Frlf](#) module provides to upper layer [BSW](#) modules.

8.3.1 Frlf_Init

[SWS_Frlf_05003] [

Service name:	Frlf_Init
Syntax:	void Frlf_Init(const Frlf_ConfigType* Frlf_ConfigPtr)
Service ID[hex]:	0x02
Sync/Async:	Synchronous
Reentrancy:	Non Reentrant
Parameters (in):	Frlf_ConfigPtr Base pointer to the configuration structure of the FlexRay Interface.
Parameters (inout):	None
Parameters (out):	None
Return value:	void --
Description:	Initializes the FlexRay Interface.

The AUTOSAR ECU StateManager calls this FlexRay Interface API service with the address of the static configuration structure of the [Frlf](#) module in parameter Frlf_ConfigPtr.] (SRS_BSW_00405, SRS_BSW_00101, SRS_BSW_00358, SRS_BSW_00414, SRS_Fr_05013)

[SWS_Frlf_05156] [The function Frlf_Init shall carry out the following actions:

- 1) Configure the FlexRay Interface module: initialize the local memory space used to store the PDU data and the PDU properties and state variables and the FlexRay Interface State Machine.
- 2) The initialization of the memory space has to make sure that the PDU-related static buffer status is set to "outdated"] ()

8.3.2 Frlf_ControllerInit

[SWS_Frlf_05004] |

Service name:	Frlf_ControllerInit	
Syntax:	Std_ReturnType Frlf_ControllerInit(uint8 Frlf_CtrlIdx)	
Service ID[hex]:	0x03	
Sync/Async:	Synchronous	
Reentrancy:	non reentrant for identical values of Frlf_CtrlIdx, reentrant for different values of Frlf_CtrlIdx	
Parameters (in):	Frlf_CtrlIdx	Index of the FlexRay CC to address.
Parameters (inout):	None	
Parameters (out):	None	
Return value:	Std_ReturnType	E_OK: The call of the FlexRay Driver's API service has returned E_OK. E_NOT_OK: The call of the FlexRay Driver's API service has returned E_NOT_OK, or an error has been detected in development mode.
Description:	Initialized a FlexRay CC.	

| (SRS_Fr_05031)

[SWS_Frlf_05158] | If parameter Frlf_CtrlIdx of Frlf_ControllerInit has an invalid value and if development error detection is enabled (i.e. FrlfDevErrorDetect equals ON), the function Frlf_ControllerInit shall report development error code FRIF_E_INV_CTRL_IDX to the Det_ReportError service of the DET module. | ()

[SWS_Frlf_05159] | The function Frlf_ControllerInit shall wrap the FlexRay Driver API function Fr_ControllerInit() by:

- 1) Translating (based on static [Frlf](#) module configuration) the FlexRay [CC](#) index Frlf_CtrlIdx into a tuple (FlexRay Driver | Driver-specific [CC](#) index Fr_CtrlIdx).
- 2) Calling Fr_ControllerInit() of the determined FlexRay Driver module with the parameters determined as described above. | ()

[SWS_Frlf_05160] | Caveats of Frlf_ControllerInit: The FlexRay Interface module has to be initialized with a call of Frlf_Init() before this API service may be called, see SWS_Frlf_05003 | ()

8.3.3 Frlf_SetAbsoluteTimer

[SWS_Frlf_05021] |

Service name:	Frlf_SetAbsoluteTimer	
Syntax:	Std_ReturnType Frlf_SetAbsoluteTimer(uint8 Frlf_CtrlIdx uint32 Time uint8 Frlf_CtrlIdx uint32 Time)	

	<pre>uint8 FrIf_CtrlIdx, uint8 FrIf_AbsTimerIdx, uint8 FrIf_Cycle, uint16 FrIf_Offset) </pre>	
Service ID[hex]:	0x19	
Sync/Async:	Synchronous	
Reentrancy:	non reentrant for the same FlexRay CC, reentrant for different FlexRay CCs	
Parameters (in):	FrIf_CtrlIdx	Index of the FlexRay CC to address.
	FrIf_AbsTimerIdx	Index of the absolute timer to address.
	FrIf_Cycle	FlexRay Cycle number to be set.
	FrIf_Offset	Number of Macroticks to be set.
Parameters (inout):	None	
Parameters (out):	None	
Return value:	Std_ReturnType	E_OK: The call of the FlexRay Driver's API service has returned E_OK. E_NOT_OK: The call of the FlexRay Driver's API service has returned E_NOT_OK, or an error has been detected in development mode.
Description:	Wraps the FlexRay Driver API function Fr_SetAbsoluteTimer().	

⌋ ()

[SWS_FrIf_05234] ⌈ If parameter FrIf_CtrlIdx of FrIf_SetAbsoluteTimer has an invalid value and if development error detection is enabled (i.e. FrIfDevErrorDetect equals ON), the function FrIf_SetAbsoluteTimer shall report development error code FRIF_E_INV_CTRL_IDX to the Det_ReportError service of the DET module. ⌋ ()

[SWS_FrIf_05235] ⌈ The function FrIf_SetAbsoluteTimer shall wrap This API service of the FlexRay Interface wraps the FlexRay Driver API function Fr_SetAbsoluteTimer() by:

- 1) Translating (based on static FrIf module configuration) the FlexRay CC index FrIf_CtrlIdx into a tuple (FlexRay Driver | Driver-specific CC index Fr_CtrlIdx).
- 2) Setting parameters
- 3) Fr_AbsTimerIdx to FrIf_AbsTimerIdx
- 4) Fr_Cycle to FrIf_Cycle
- 5) Fr_Offset to FrIf_Offset
- 6) Calling Fr_SetAbsoluteTimer() of the determined FlexRay Driver module with the parameters determined as described above. ⌋ ()

[SWS_FrIf_05236] ⌈ Caveats of FrIf_SetAbsoluteTimer: The FlexRay Interface module has to be initialized with a call of FrIf_Init() before this API service may be called, see SWS_FrIf_05003. ⌋ ()

8.3.4 FrIf_EnableAbsoluteTimerIRQ

[SWS_FrIf_05025] ⌈

Service name:	FrIf_EnableAbsoluteTimerIRQ	
Syntax:	Std_ReturnType FrIf_EnableAbsoluteTimerIRQ(uint8 FrIf_CtrlIdx, uint8 FrIf_AbsTimerIdx)	
Service ID[hex]:	0x1d	
Sync/Async:	Synchronous	
Reentrancy:	non reentrant for the same FlexRay CC, reentrant for different FlexRay CCs	
Parameters (in):	FrIf_CtrlIdx	Index of the FlexRay CC to address.
	FrIf_AbsTimerIdx	Index of the absolute timer to address.
Parameters (inout):	None	
Parameters (out):	None	
Return value:	Std_ReturnType	E_OK: The call of the FlexRay Driver's API service has returned E_OK. E_NOT_OK: The call of the FlexRay Driver's API service has returned E_NOT_OK, or an error has been detected in development mode.
Description:	Wraps the FlexRay Driver API function Fr_EnableAbsoluteTimerIRQ().	

┆ ()

[SWS_FrIf_05246] ┆ If parameter FrIf_CtrlIdx of FrIf_EnableAbsoluteTimerIRQ has an invalid value and if development error detection is enabled (i.e. FrIfDevErrorDetect equals ON), the function FrIf_EnableAbsoluteTimerIRQ shall report development error code FRIF_E_INV_CTRL_IDX to the Det_ReportError service of the DET module. ┆ ()

[SWS_FrIf_05247] ┆ The function FrIf_EnableAbsoluteTimerIRQ shall wrap the FlexRay Driver API function Fr_EnableAbsoluteTimerIRQ() by:

1. Translating (based on static FrIf module configuration) the FlexRay CC index FrIf_CtrlIdx into a tuple (FlexRay Driver | Driver-specific CC index Fr_CtrlIdx).
2. Setting parameters
 - Fr_AbsTimerIdx to FrIf_AbsTimerIdx
3. Calling Fr_EnableAbsoluteTimerIRQ() of the determined FlexRay Driver module with the parameters determined as described above. ┆ ()

[SWS_FrIf_05248] ┆ Caveats of FrIf_EnableAbsoluteTimerIRQ: The FlexRay Interface module has to be initialized with a call of FrIf_Init() before this API service may be called, see SWS_FrIf_05003. ┆ ()

8.3.5 FrIf_AckAbsoluteTimerIRQ

[SWS_FrIf_05029] ┆

Service name:	FrIf_AckAbsoluteTimerIRQ	
Syntax:	Std_ReturnType FrIf_AckAbsoluteTimerIRQ(uint8 FrIf_CtrlIdx, uint8 FrIf_AbsTimerIdx)	

Service ID[hex]:	0x21	
Sync/Async:	Synchronous	
Reentrancy:	non reentrant for the same FlexRay CC, reentrant for different FlexRay CCs	
Parameters (in):	FrIf_CtrlIdx	Index of the FlexRay CC to address.
	FrIf_AbsTimerIdx	Index of the absolute timer to address.
Parameters (inout):	None	
Parameters (out):	None	
Return value:	Std_ReturnType	E_OK: The call of the FlexRay Driver's API service has returned E_OK. E_NOT_OK: The call of the FlexRay Driver's API service has returned E_NOT_OK, or an error has been detected in development mode.
Description:	Wraps the FlexRay Driver API function Fr_AckAbsoluteTimerIRQ()	

└ ()

[SWS_FrIf_05258] └ If parameter FrIf_CtrlIdx of FrIf_AckAbsoluteTimerIRQ has an invalid value and if development error detection is enabled (i.e. FrIfDevErrorDetect equals ON), the function FrIf_AckAbsoluteTimerIRQ shall report development error code FRIF_E_INV_CTRL_IDX to the Det_ReportError service of the DET module. └ ()

[SWS_FrIf_05259] └ The function FrIf_AckAbsoluteTimerIRQ shall wrap the FlexRay Driver API function Fr_AckAbsoluteTimerIRQ() by:

1. Translating (based on static FrIf module configuration) the FlexRay CC index FrIf_CtrlIdx into a tuple (FlexRay Driver | Driver-specific CC index Fr_CtrlIdx).
2. Setting parameters
 - Fr_AbsTimerIdx to FrIf_AbsTimerIdx
3. Calling Fr_AckAbsoluteTimerIRQ() of the determined FlexRay Driver module with the parameters determined as described above. └ ()

[SWS_FrIf_05260] └ Caveats of FrIf_AckAbsoluteTimerIRQ: The FlexRay Interface module has to be initialized with a call of FrIf_Init() before this API service may be called, see SWS_FrIf_05003. └ ()

8.3.6 FrIf_StartCommunication

[SWS_FrIf_05005] └

Service name:	FrIf_StartCommunication	
Syntax:	Std_ReturnType FrIf_StartCommunication(uint8 FrIf_CtrlIdx)	
Service ID[hex]:	0x04	
Sync/Async:	Asynchronous	
Reentrancy:	non reentrant for identical values of FrIf_CtrlIdx, reentrant for different values of FrIf_CtrlIdx	
Parameters (in):	FrIf_CtrlIdx	Index of the FlexRay CC to address.
Parameters (inout):	None	

Parameters (out):	None	
Return value:	Std_ReturnType	E_OK: The call of the FlexRay Driver's API service has returned E_OK. E_NOT_OK: The call of the FlexRay Driver's API service has returned E_NOT_OK, or an error has been detected in development mode.
Description:	Wraps the FlexRay Driver API function Fr_StartCommunication().	

] (SRS_Fr_05015, BSW05155)

[SWS_Frlf_05161]] If parameter Frlf_CtrlIdx of Frlf_StartCommunication has an invalid value and if development error detection is enabled (i.e. FrlfDevErrorDetect equals ON), the function Frlf_StartCommunication shall report development error code FRIF_E_INV_CTRL_IDX to the Det_ReportError service of the DET module.] ()

[SWS_Frlf_05162]] The function Frlf_StartCommunication shall wrap the FlexRay Driver API function Fr_StartCommunication() by:

- 1) Translating (based on static Frlf module configuration) the FlexRay CC index Frlf_CtrlIdx into a tuple (FlexRay Driver | Driver-specific CC index Fr_CtrlIdx).
- 2) Calling Fr_StartCommunication() of the determined FlexRay Driver module with the parameters determined as described above.] ()

[SWS_Frlf_05163]] Caveats of Frlf_StartCommunication: The FlexRay Interface module has to be initialized with a call of Frlf_Init() before this API service may be called, see SWS_Frlf_05003] ()

8.3.7 Frlf_HaltCommunication

[SWS_Frlf_05006]]

Service name:	Frlf_HaltCommunication	
Syntax:	Std_ReturnType Frlf_HaltCommunication(uint8 Frlf_CtrlIdx)	
Service ID[hex]:	0x05	
Sync/Async:	Asynchronous	
Reentrancy:	non reentrant for identical values of Frlf_CtrlIdx, reentrant for different values of Frlf_CtrlIdx	
Parameters (in):	Frlf_CtrlIdx	Index of the FlexRay CC to address.
Parameters (inout):	None	
Parameters (out):	None	
Return value:	Std_ReturnType	E_OK: The call of the FlexRay Driver's API service has returned E_OK. E_NOT_OK: The call of the FlexRay Driver's API service has returned E_NOT_OK, or an error has been detected in development mode.
Description:	Wraps the FlexRay Driver API function Fr_HaltCommunication().	

] (SRS_BSW_00336, SRS_Fr_05063)

[SWS_Frlf_05164] ¶ If parameter `Frlf_CtrlIdx` of `Frlf_HaltCommunication` has an invalid value and if development error detection is enabled (i.e. `FrlfDevErrorDetect` equals ON), the function `Frlf_HaltCommunication` shall report development error code `FRIF_E_INV_CTRL_IDX` to the `Det_ReportError` service of the DET module.] ()

[SWS_Frlf_05165] ¶ The function `Frlf_HaltCommunication` shall wrap the FlexRay Driver API function `Fr_HaltCommunication()` by:

- 1) Translating (based on static `Frlf` module configuration) the FlexRay CC index `Frlf_CtrlIdx` into a tuple (FlexRay Driver | Driver-specific CC index `Fr_CtrlIdx`).
- 2) Calling `Fr_HaltCommunication()` of the determined FlexRay Driver module with the parameters determined as described above.] ()

[SWS_Frlf_05166] ¶ Caveats of `Frlf_HaltCommunication`: The FlexRay Interface module has to be initialized with a call of `Frlf_Init()` before this API service may be called, see `SWS_Frlf_05003`] ()

8.3.8 Frlf_AbortCommunication

[SWS_Frlf_05007] ¶

Service name:	<code>Frlf_AbortCommunication</code>	
Syntax:	<code>Std_ReturnType FrIf_AbortCommunication(uint8 FrIf_CtrlIdx)</code>	
Service ID[hex]:	0x06	
Sync/Async:	Synchronous	
Reentrancy:	non reentrant for identical values of <code>Frlf_CtrlIdx</code> , reentrant for different values of <code>Frlf_CtrlIdx</code>	
Parameters (in):	<code>Frlf_CtrlIdx</code>	Index of the FlexRay CC to address.
Parameters (inout):	None	
Parameters (out):	None	
Return value:	<code>Std_ReturnType</code>	<code>E_OK</code> : The call of the FlexRay Driver's API service has returned <code>E_OK</code> . <code>E_NOT_OK</code> : The call of the FlexRay Driver's API service has returned <code>E_NOT_OK</code> , or an error has been detected in development mode.
Description:	Wraps the FlexRay Driver API function <code>Fr_AbortCommunication()</code> .	

] (SRS_Fr_05016)

[SWS_Frlf_05167] ¶ If parameter `Frlf_CtrlIdx` of `Frlf_AbortCommunication` has an invalid value and if development error detection is enabled (i.e. `FrlfDevErrorDetect`

equals ON), the function `FrIf_AbortCommunication` shall report development error code `FRIF_E_INV_CTRL_IDX` to the `Det_ReportError` service of the DET module.] ()

[SWS_FrIf_05168] [The function `FrIf_AbortCommunication` shall wrap the FlexRay Driver API function `Fr_AbortCommunication()` by:
-1) Translating (based on static `FrIf` module configuration) the FlexRay CC index `FrIf_CtrlIdx` into a tuple (FlexRay Driver | Driver-specific CC index `Fr_CtrlIdx`).
-2) Calling `Fr_AbortCommunication()` of the determined FlexRay Driver module with the parameters determined as described above.] ()

[SWS_FrIf_05169] [Caveats of `FrIf_AbortCommunication`: The FlexRay Interface module has to be initialized with a call of `FrIf_Init()` before this API service may be called, see `SWS_FrIf_05003`] ()

8.3.9 FrIf_GetState

[SWS_FrIf_05170] [

Service name:	<code>FrIf_GetState</code>	
Syntax:	<pre>Std_ReturnType FrIf_GetState(uint8 FrIf_ClstIdx, FrIf_StateType* FrIf_StatePtr)</pre>	
Service ID[hex]:	0x07	
Sync/Async:	Synchronous	
Reentrancy:	Reentrant	
Parameters (in):	<code>FrIf_ClstIdx</code>	Index of the cluster addressed.
Parameters (inout):	None	
Parameters (out):	<code>FrIf_StatePtr</code>	Pointer to a memory location where the retrieved <code>FrIfState</code> will be stored
Return value:	<code>Std_ReturnType</code>	<code>E_OK</code> : Function was successfully executed. State transition request was accepted. <code>E_NOT_OK</code> : Function execution failed due to detected errors. State transition request was not accepted.
Description:	Get current <code>FrIf</code> state.	

] ()

[SWS_FrIf_05171] [If parameter `FrIf_ClstIdx` of `FrIf_GetState` has an invalid value and if development error detection is enabled (i.e. `FrIfDevErrorDetect` equals ON), the function `FrIf_GetState` shall report development error code `FRIF_E_INV_CLST_IDX` to the `Det_ReportError` service of the DET module.] ()

[SWS_FrIf_05172] [If parameter `FrIf_StatePtr` of `FrIf_GetState` equals `NULL_PTR` and if development error detection is enabled (i.e. `FrIfDevErrorDetect` equals ON),

the function `FrIf_GetState` shall report development error code `FRIF_E_PARAM_POINTER` to the `Det_ReportError` service of the DET module.] ()

[SWS_FrIf_05173] [Caveats of `FrIf_GetState`: The FlexRay Interface module has to be initialized with a call of `FrIf_Init()` before this API service may be called, see `SWS_FrIf_05003`] ()

8.3.10 `FrIf_SetState`

[SWS_FrIf_05174] [

Service name:	<code>FrIf_SetState</code>	
Syntax:	<pre>Std_ReturnType FrIf_SetState(uint8 FrIf_ClstIdx, FrIf_StateTransitionType FrIf_StateTransition)</pre>	
Service ID[hex]:	0x08	
Sync/Async:	Synchronous	
Reentrancy:	Non Reentrant	
Parameters (in):	<code>FrIf_ClstIdx</code>	Index of the cluster addressed.
	<code>FrIf_StateTransition</code>	Requested <code>FrIf</code> state transition.
Parameters (inout):	None	
Parameters (out):	None	
Return value:	<code>Std_ReturnType</code>	E_OK: Function was successfully executed. State transition request was accepted. E_NOT_OK: Function execution failed due to detected errors. State transition request was not accepted.
	Description: Requests <code>FrIf</code> state machine transition.	

] ()

[SWS_FrIf_05175] [If parameter `FrIf_ClstIdx` of `FrIf_SetState` has an invalid value and if development error detection is enabled (i.e. `FrIfDevErrorDetect` equals ON), the function `FrIf_SetState` shall report development error code `FRIF_E_INV_CLST_IDX` to the `Det_ReportError` service of the DET module.] ()

[SWS_FrIf_05037] [If parameter `FrIf_StateTransition` of `FrIf_SetState` has an invalid value and if development error detection is enabled (i.e. `FrIfDevErrorDetect` equals ON), the function `FrIf_SetState` shall report development error code `FRIF_E_INV_FRIF_STATE` to the `Det_ReportError` service of the DET module.] ()

[SWS_FrIf_05176] [Caveats of `FrIf_SetState`: The FlexRay Interface module has to be initialized with a call of `FrIf_Init()` before this API service may be called, see `SWS_FrIf_05003`] ()

8.3.11 FrIf_SetWakeupChannel

[SWS_FrIf_05010] [

Service name:	FrIf_SetWakeupChannel	
Syntax:	Std_ReturnType FrIf_SetWakeupChannel (uint8 FrIf_CtrlIdx, Fr_ChannelType FrIf_ChnlIdx)	
Service ID[hex]:	0x09	
Sync/Async:	Synchronous	
Reentrancy:	non reentrant for identical values of FrIf_CtrlIdx, reentrant for different values of FrIf_CtrlIdx	
Parameters (in):	FrIf_CtrlIdx	Index of the FlexRay CC to address.
	FrIf_ChnlIdx	Index of the FlexRay Channel to address in scope of the FlexRay controller FrIf_CtrlIdx.
Parameters (inout):	None	
Parameters (out):	None	
Return value:	Std_ReturnType	E_OK: The call of the FlexRay Driver's API service has returned E_OK. E_NOT_OK: The call of the FlexRay Driver's API service has returned E_NOT_OK, or an error has been detected in development mode.
Description:	Wraps the FlexRay Driver API function Fr_SetWakeupChannel(). The enum value "FR_CHANNEL_AB" shall not be used.	

] ()

[SWS_FrIf_05500] [If parameter FrIf_CtrlIdx of FrIf_SetWakeupChannel has an invalid value and if development error detection is enabled (i.e. FrIfDevErrorDetect equals ON), the function FrIf_SetWakeupChannel shall report development error code FRIF_E_INV_CTRL_IDX to the Det_ReportError service of the DET module.] ()

[SWS_FrIf_05177] [If parameter FrIf_ChnlIdx of FrIf_SetWakeupChannel has an invalid value and if development error detection is enabled (i.e. FrIfDevErrorDetect equals ON), the function FrIf_SetWakeupChannel shall report development error code FRIF_E_INV_CHNL_IDX to the Det_ReportError service of the DET module.] ()

[SWS_FrIf_05178] [The function FrIf_SetWakeupChannel shall wrap the FlexRay Driver API function Fr_SetWakeupChannel() by:

- 1) Translating (based on static FrIf module configuration) the FlexRay CC index FrIf_CtrlIdx into a tuple (FlexRay Driver | Driver-specific CC index Fr_CtrlIdx).
- 2) Setting parameters Fr_ChnlIdx to FrIf_ChnlIdx
- 3) Calling Fr_SetWakeupChannel() of the determined FlexRay Driver module with the parameters determined as described above.] ()

[SWS_Frlf_05179] [Caveats of Frlf_SetWakeupChannel: The FlexRay Interface module has to be initialized with a call of Frlf_Init() before this API service may be called, see SWS_Frlf_05003.] ()

8.3.12 Frlf_SendWUP

[SWS_Frlf_05011] [

Service name:	Frlf_SendWUP	
Syntax:	Std_ReturnType Frlf_SendWUP(uint8 Frlf_CtrlIdx)	
Service ID[hex]:	0x0a	
Sync/Async:	Asynchronous	
Reentrancy:	non reentrant for identical values of Frlf_CtrlIdx, reentrant for different values of Frlf_CtrlIdx	
Parameters (in):	Frlf_CtrlIdx	Index of the FlexRay CC to address.
Parameters (inout):	None	
Parameters (out):	None	
Return value:	Std_ReturnType	E_OK: The call of the FlexRay Driver's API service has returned E_OK. E_NOT_OK: The call of the FlexRay Driver's API service has returned E_NOT_OK, or an error has been detected in development mode.
Description:	Wraps the FlexRay Driver API function Fr_SendWUP().	

] (SRS_Fr_05018)

[SWS_Frlf_05180] [If parameter Frlf_CtrlIdx of Frlf_SendWUP has an invalid value and if development error detection is enabled (i.e. FrlfDevErrorDetect equals ON), the function Frlf_SendWUP shall report development error code FRIF_E_INV_CTRL_IDX to the Det_ReportError service of the DET module.] ()

[SWS_Frlf_05181] [The function Frlf_SendWUP shall wrap the FlexRay Driver API function Fr_SendWUP() by:

- 1) Translating (based on static Frlf module configuration) the FlexRay CC index Frlf_CtrlIdx into a tuple (FlexRay Driver | Driver-specific CC index Fr_CtrlIdx).
- 2) Calling Fr_SendWUP() of the determined FlexRay Driver module with the parameters determined as described above.

] ()

[SWS_Frlf_05182] [Caveats of Frlf_SendWUP: The FlexRay Interface module has to be initialized with a call of Frlf_Init() before this API service may be called, see SWS_Frlf_05003.] ()

8.3.13 FrIf_GetPOCStatus

[SWS_FrIf_05014] [

Service name:	FrIf_GetPOCStatus	
Syntax:	Std_ReturnType FrIf_GetPOCStatus(uint8 FrIf_CtrlIdx, Fr_POCStatusType* FrIf_POCStatusPtr)	
Service ID[hex]:	0x0d	
Sync/Async:	Synchronous	
Reentrancy:	non reentrant for identical values of FrIf_CtrlIdx, reentrant for different values of FrIf_CtrlIdx	
Parameters (in):	FrIf_CtrlIdx	Index of the FlexRay CC to address.
Parameters (inout):	None	
Parameters (out):	FrIf_POCStatusPtr	Pointer to a memory location where output value will be stored.
Return value:	Std_ReturnType	E_OK: The call of the FlexRay Driver's API service has returned E_OK. E_NOT_OK: The call of the FlexRay Driver's API service has returned E_NOT_OK, or an error has been detected in development mode.
Description:	Wraps the FlexRay Driver API function Fr_GetPOCStatus().	

] (SRS_Fr_05022)

[SWS_FrIf_05190] [If parameter FrIf_CtrlIdx of FrIf_GetPOCStatus has an invalid value and if development error detection is enabled (i.e. FrIfDevErrorDetect equals ON), the function FrIf_GetPOCStatus shall report development error code FRIF_E_INV_CTRL_IDX to the Det_ReportError service of the DET module.] ()

[SWS_FrIf_05192] [The function FrIf_GetPOCStatus shall wrap the FlexRay Driver API function Fr_GetPOCStatus() by:

- 1) Translating (based on static FrIf module configuration) the FlexRay CC index FrIf_CtrlIdx into a tuple (FlexRay Driver | Driver-specific CC index Fr_CtrlIdx).
- 2) Setting parameters Fr_POCStatusPtr to FrIf_POCStatusPtr
- 3) Calling Fr_GetPOCStatus() of the determined FlexRay Driver module with the parameters determined as described above.] ()

[SWS_FrIf_05193] [Caveats of FrIf_GetPOCStatus: The FlexRay Interface module has to be initialized with a call of FrIf_Init() before this API service may be called, see SWS_FrIf_05003.] ()

8.3.14 FrIf_GetGlobalTime

[SWS_FrIf_05015] [

Service name:	FrIf_GetGlobalTime	
Syntax:	Std_ReturnType FrIf_GetGlobalTime(uint8 FrIf_CtrlIdx, uint32* FrIf_GlobalTimePtr)	

	<pre>uint8 FrIf_CtrlIdx, uint8* FrIf_CyclePtr, uint16* FrIf_MacroTickPtr) </pre>	
Service ID[hex]:	0x0e	
Sync/Async:	Synchronous	
Reentrancy:	non reentrant for identical values of FrIf_CtrlIdx, reentrant for different values of FrIf_CtrlIdx	
Parameters (in):	FrIf_CtrlIdx	Index of the FlexRay CC to address.
Parameters (inout):	None	
Parameters (out):	FrIf_CyclePtr	Pointer to a memory location where output value will be stored.
	FrIf_MacroTickPtr	Pointer to a memory location where output value will be stored.
Return value:	Std_ReturnType	<p>E_OK: The call of the FlexRay Driver's API service has returned E_OK.</p> <p>E_NOT_OK: The call of the FlexRay Driver's API service has returned E_NOT_OK, or an error has been detected in development mode.</p>
Description:	Wraps the FlexRay Driver API function Fr_GetGlobalTime().	

] ()

[SWS_Frlf_05194] [If parameter FrIf_CtrlIdx of FrIf_GetGlobalTime has an invalid value and if development error detection is enabled (i.e. FrIfDevErrorDetect equals ON), the function FrIf_GetGlobalTime shall report development error code FRIF_E_INV_CTRL_IDX to the Det_ReportError service of the DET module.] ()

[SWS_Frlf_05195] [The function FrIf_GetGlobalTime shall wrap the FlexRay Driver API function Fr_GetGlobalTime() by:

- 1) Translating (based on static Frlf module configuration) the FlexRay CC index FrIf_CtrlIdx into a tuple (FlexRay Driver | Driver-specific CC index Fr_CtrlIdx).
- 2) Setting parameters
- 3) Fr_CylcePtr to FrIf_CyclePtr
Fr_MacroTickPtr to FrIf_MacroTickPtr
- 4) Calling Fr_GetGlobalTime() of the determined FlexRay Driver module with the parameters determined as described above.] ()

[SWS_Frlf_05196] [Caveats of FrIf_GetGlobalTime: The FlexRay Interface module has to be initialized with a call of FrIf_Init() before this API service may be called, see SWS_Frlf_05003.] ()

8.3.15 Frlf_AllowColdstart

[SWS_Frlf_05017] [

Service name:	Frlf_AllowColdstart
Syntax:	<pre>Std_ReturnType FrIf_AllowColdstart (uint8 FrIf_CtrlIdx) </pre>

Service ID[hex]:	0x10
Sync/Async:	Asynchronous
Reentrancy:	non reentrant for identical values of FrIf_CtrlIdx, reentrant for different values of FrIf_CtrlIdx
Parameters (in):	FrIf_CtrlIdx Index of the FlexRay CC to address.
Parameters (inout):	None
Parameters (out):	None
Return value:	Std_ReturnType E_OK: The call of the FlexRay Driver's API service has returned E_OK. E_NOT_OK: The call of the FlexRay Driver's API service has returned E_NOT_OK, or an error has been detected in development mode.
Description:	Wraps the FlexRay Driver API function Fr_AllowColdstart().

⌋ ()

[SWS_FrIf_05200] ⌈If parameter FrIf_CtrlIdx of FrIf_AllowColdstart has an invalid value and if development error detection is enabled (i.e. FrIfDevErrorDetect equals ON), the function FrIf_AllowColdstart shall report development error code FRIF_E_INV_CTRL_IDX to the Det_ReportError service of the DET module. ⌋ ()

[SWS_FrIf_05201] ⌈The function FrIf_AllowColdstart shall wrap the FlexRay Driver API function Fr_AllowColdstart() by:

- 1) Translating (based on static FrIf module configuration) the FlexRay CC index FrIf_CtrlIdx into a tuple (FlexRay Driver | Driver-specific CC index Fr_CtrlIdx).
- 2) Calling Fr_AllowColdstart() of the determined FlexRay Driver module with the parameters determined as described above. ⌋ ()

[SWS_FrIf_05202] ⌈Caveats: The FlexRay Interface module has to be initialized with a call of FrIf_Init() before this API service may be called, see SWS_FrIf_05003. ⌋ ()

8.3.16 FrIf_GetMacroticksPerCycle

[SWS_FrIf_05018] ⌈

Service name:	FrIf_GetMacroticksPerCycle
Syntax:	uint16 FrIf_GetMacroticksPerCycle(uint8 FrIf_CtrlIdx)
Service ID[hex]:	0x11
Sync/Async:	Synchronous
Reentrancy:	Reentrant
Parameters (in):	FrIf_CtrlIdx Index of the FlexRay CC to address.
Parameters (inout):	None
Parameters (out):	None
Return value:	uint16 Number of Macroticks per Cycle
Description:	Retrieves the amount of Macroticks per Cycle

] ()

[SWS_FrIf_05203] ¶ If parameter `FrIf_CtrlIdx` of `FrIf_GetMacroTicksPerCycle` has an invalid value and if development error detection is enabled (i.e. `FrIfDevErrorDetect` equals ON), the function `FrIf_GetMacroTicksPerCycle` shall report development error code `FRIF_E_INV_CTRL_IDX` to the `Det_ReportError` service of the DET module.

This API service of the FlexRay Interface retrieves the number of MacroTicks per FlexRay Cycle of the FlexRay Cluster with index `FrIf_CtrlIdx` out of the static configuration.] ()

[SWS_FrIf_05204] ¶ Caveats of `FrIf_GetMacroTicksPerCycle`: The FlexRay Interface module has to be initialized with a call of `FrIf_Init()` before this API service may be called, see `SWS_FrIf_05003`.] ()

8.3.17 `FrIf_GetMacroTICKDuration`

[SWS_FrIf_05019] ¶

Service name:	<code>FrIf_GetMacroTICKDuration</code>	
Syntax:	<code>uint16 FrIf_GetMacroTICKDuration(uint8 FrIf_CtrlIdx)</code>	
Service ID[hex]:	0x31	
Sync/Async:	Synchronous	
Reentrancy:	Reentrant	
Parameters (in):	<code>FrIf_CtrlIdx</code>	Index of the FlexRay CC to address.
Parameters (inout):	None	
Parameters (out):	None	
Return value:	<code>uint16</code>	Duration of one MacroTICK in ns
Description:	Retrieves the Duration of a MacroTICK in ns	

] ()

[SWS_FrIf_05191] ¶ If parameter `FrIf_CtrlIdx` of `FrIf_GetMacroTICKDuration`: has an invalid value and if development error detection is enabled (i.e. `FrIfDevErrorDetect` equals ON), the function `FrIf_GetMacroTICKDuration`: shall report development error code `FRIF_E_INV_CTRL_IDX` to the `Det_ReportError` service of the DET module.

This API service of the FlexRay Interface retrieves duration of one MacroTICK in nanoseconds of the FlexRay Cluster with index `FrIf_CtrlIdx` out of the static configuration.] ()

[SWS_FrIf_05754] ¶ Caveats of `FrIf_GetMacroTICKDuration`: The FlexRay Interface module has to be initialized with a call of `FrIf_Init()` before this API service may be called, see `SWS_FrIf_05003`] ()

8.3.18 FrIf_Transmit

[SWS_FrIf_05033] [

Service name:	FrIf_Transmit	
Syntax:	Std_ReturnType FrIf_Transmit(PduIdType FrIf_TxPduId, const PduInfoType * FrIf_PduInfoPtr)	
Service ID[hex]:	0x12	
Sync/Async:	Synchronous	
Reentrancy:	non reentrant for identical values of FrIf_TxPduId, reentrant for different values of FrIf_TxPduId	
Parameters (in):	FrIf_TxPduId	ID of FlexRay PDU to be transmitted.
	FrIf_PduInfoPtr	Pointer to a structure with FlexRay PDU related data.
Parameters (inout):	None	
Parameters (out):	None	
Return value:	Std_ReturnType	E_OK: No error has occurred during the execution of this API service. E_NOT_OK: An error occurred during execution of this API service: â€¢ FlexRay Driver reported an error in case of immediate transmission â€¢ An error has been detected in development mode â€¢ In case the TrigTxCounter hits the FrIfCounterLimit â€¢ In case the FrIf's state is FRIF_STATE_OFFLINE
Description:	Requests the sending of a PDU.	

] ()

[SWS_FrIf_05318]

FrIf_Transmit() shall return E_NOT_OK in case the FrIf's state is FRIF_STATE_OFFLINE.

[SWS_FrIf_05205] [If parameter FrIf_TxPduId of FrIf_Transmit has an invalid value and if development error detection is enabled (i.e. FrIfDevErrorDetect equals ON), the function FrIf_Transmit shall report development error code FRIF_E_INV_TXPDUID to the Det_ReportError service of the DET module.] ()

[SWS_FrIf_05206] [If parameter FrIf_PduInfoPtr of FrIf_Transmit equals NULL_PTR and if development error detection is enabled (i.e. FrIfDevErrorDetect equals ON), the function FrIf_Transmit shall report development error code FRIF_E_PARAM_POINTER to the Det_ReportError service of the DET module.] ()

[SWS_FrIf_05207] [If SduDataPtr in parameter FrIf_PduInfoPtr of FrIf_Transmit equals NULL_PTR and if development error detection is enabled (i.e. FrIfDevErrorDetect equals ON), the function FrIf_Transmit shall report development error code FRIF_E_PARAM_POINTER to the Det_ReportError service of the DET module.

In case of decoupled transmission the PDU with index FrIf_TxPduId is **not yet** passed to the underlying FlexRay Driver module for transmission. FrIf only

remembers the PDU's transmission request (increment TrigTxCounter⁵). This decoupling mechanism between the call of FrIf_Transmit() and the execution of the FrIfCommunicationAction (see [FrIf06067](#)) has some implications:

- The upper layer BSW module may operate asynchronously to the FlexRay Communication System and thus may call FrIf_Transmit() at any point in time.
- The upper layer [BSW](#) module must permanently buffer the PDU's payload data and must be able to handle a call of its <UL_TriggerTransmit>() API service at (from the [BSW](#)'s point of view) any arbitrary point in time.] ()

[SWS_FrIf_05208] [In case of immediate transmission the function FrIf_Transmit shall pass the PDU (single PDU, no Update bit) to the underlying FlexRay Driver module immediately for transmission.] ()

[SWS_FrIf_05209] [Caveats of FrIf_Transmit: The FlexRay Interface module has to be initialized with a call of FrIf_Init() before this API service may be called, see SWS_FrIf_05003] ()

8.3.19 FrIf_SetTransceiverMode

[SWS_FrIf_05034] [

Service name:	FrIf_SetTransceiverMode	
Syntax:	Std_ReturnType FrIf_SetTransceiverMode(uint8 FrIf_CtrlIdx, Fr_ChannelType FrIf_ChnlIdx, FrTrcv_TrcevModeType FrIf_TrcevMode)	
Service ID[hex]:	0x13	
Sync/Async:	Synchronous	
Reentrancy:	Reentrant	
Parameters (in):	FrIf_CtrlIdx	Index of the FlexRay CC to address.
	FrIf_ChnlIdx	Index of the FlexRay Channel to address in scope of the FlexRay controller FrIf_CtrlIdx.
	FrIf_TrcevMode	Transceiver mode to be set.
Parameters (inout):	None	
Parameters (out):	None	
Return value:	Std_ReturnType	E_OK: The call of the FlexRay Transceiver Driver's API service has returned E_OK. E_NOT_OK: The call of the FlexRay Transceiver Driver's API service has returned E_NOT_OK.
Description:	Wraps the FlexRay Transceiver Driver API function FrTrcv_SetTransceiverMode(). The enum value "FR_CHANNEL_AB" shall not be used.	

] (SRS_Fr_05039)

[SWS_FrIf_05210] [If parameter FrIf_CtrlIdx of FrIf_SetTransceiverMode has an invalid value and if development error detection is enabled (i.e. FrIfDevErrorDetect

⁵ Limited by static configuration [Configuration Parameter [FrIfCounterLimit](#), see [FrIf06076](#)]

equals ON), the function `FrIf_SetTransceiverMode` shall report development error code `FRIF_E_INV_CTRL_IDX` to the `Det_ReportError` service of the DET module.] ()

[SWS_FrIf_05211] [If parameter `FrIf_ChnlIdx` of `FrIf_SetTransceiverMode` has an invalid value and if development error detection is enabled (i.e. `FrIfDevErrorDetect` equals ON), the function `FrIf_SetTransceiverMode` shall report development error code `FRIF_E_INV_CHNL_IDX` to the `Det_ReportError` service of the DET module.] ()

[SWS_FrIf_05212] [The function `FrIf_SetTransceiverMode` shall wrap the FlexRay Transceiver Driver API function `FrTrcv_SetTransceiverMode()` by:

1. Translating (based on static [FrIf](#) module configuration) the tuple (FlexRay [CC](#) index `FrIf_CtrlIdx` | FlexRay Channel index `FrIf_ChnlIdx`) into a tuple (FlexRay Transceiver Driver | Driver-specific Transceiver index `FrTrcv_TrcvIdx`).
2. Setting parameters
 - `FrTrcv_TrcvMode` to `FrIf_TrcvMode`
3. Calling `FrTrcv_SetTransceiverMode()` of the determined FlexRay Driver module with the parameters determined as described above.] ()

[SWS_FrIf_05213] [Caveats of `FrIf_SetTransceiverMode`: The FlexRay Interface module has to be initialized with a call of `FrIf_Init()` before this API service may be called, see [SWS_FrIf_05003](#).] ()

8.3.20 `FrIf_GetTransceiverMode`

[SWS_FrIf_05035] [

Service name:	<code>FrIf_GetTransceiverMode</code>	
Syntax:	<pre>Std_ReturnType FrIf_GetTransceiverMode (uint8 FrIf_CtrlIdx, Fr_ChannelType FrIf_ChnlIdx, FrTrcv_TrcvModeType* FrIf_TrcvModePtr)</pre>	
Service ID[hex]:	0x14	
Sync/Async:	Synchronous	
Reentrancy:	Reentrant	
Parameters (in):	<code>FrIf_CtrlIdx</code>	Index of the FlexRay CC to address.
	<code>FrIf_ChnlIdx</code>	Index of the FlexRay Channel to address in scope of the FlexRay controller <code>FrIf_CtrlIdx</code> .
Parameters (inout):	None	
Parameters (out):	<code>FrIf_TrcvModePtr</code>	Pointer to a memory location where output value will be stored.
Return value:	<code>Std_ReturnType</code>	<code>E_OK</code> : The call of the FlexRay Transceiver Driver's API service has returned <code>E_OK</code> . <code>E_NOT_OK</code> : The call of the FlexRay Transceiver Driver's API service has returned <code>E_NOT_OK</code> .
Description:	Wraps the FlexRay Transceiver Driver API function <code>FrTrcv_GetTransceiverMode()</code> . The enum value "FR_CHANNEL_AB" shall not be used.	

] (SRS_Fr_05157)

[SWS_Frlf_05214] [If parameter `Frlf_CtrlIdx` of `Frlf_GetTransceiverMode` has an invalid value and if development error detection is enabled (i.e. `FrlfDevErrorDetect` equals ON), the function `Frlf_GetTransceiverMode` shall report development error code `FRIF_E_INV_CTRL_IDX` to the `Det_ReportError` service of the DET module.] ()

[SWS_Frlf_05215] [If parameter `Frlf_ChnlIdx` of `Frlf_GetTransceiverMode` has an invalid value and if development error detection is enabled (i.e. `FrlfDevErrorDetect` equals ON), the function `Frlf_GetTransceiverMode` shall report development error code `FRIF_E_INV_CHNL_IDX` to the `Det_ReportError` service of the DET module.] ()

[SWS_Frlf_05216] [The function `Frlf_GetTransceiverMode` shall wrap the FlexRay Transceiver Driver API function `FrTrcv_GetTransceiverMode()` by:

1. Translating (based on static [Frlf](#) module configuration) the tuple (FlexRay [CC](#) index `Frlf_CtrlIdx` | FlexRay Channel index `Frlf_ChnlIdx`) into a tuple (FlexRay Transceiver Driver | Driver-specific Transceiver index `FrTrcv_TrcvIdx`).
2. Setting parameters
 - `FrTrcv_TrcvModePtr` to `Frlf_TrcvModePtr`
3. Calling `FrTrcv_GetTransceiverMode()` of the determined FlexRay Driver module with the parameters determined as described above.] ()

[SWS_Frlf_05217] [Caveats of `Frlf_GetTransceiverMode`: The FlexRay Interface module has to be initialized with a call of `Frlf_Init()` before this API service may be called, see [SWS_Frlf_05003](#).] ()

8.3.21 `Frlf_GetTransceiverWUReason`

[SWS_Frlf_05036] [

Service name:	<code>Frlf_GetTransceiverWUReason</code>	
Syntax:	<pre>Std_ReturnType FrIf_GetTransceiverWUReason (uint8 FrIf_CtrlIdx, Fr_ChannelType FrIf_ChnlIdx, FrTrcv_TrcvWUReasonType* FrIf_TrcvWUReasonPtr)</pre>	
Service ID[hex]:	0x15	
Sync/Async:	Synchronous	
Reentrancy:	Reentrant	
Parameters (in):	<code>Frlf_CtrlIdx</code>	Index of the FlexRay CC to address.
	<code>Frlf_ChnlIdx</code>	Index of the FlexRay Channel to address in scope of the FlexRay controller <code>Frlf_CtrlIdx</code> .
Parameters (inout):	None	
Parameters (out):	<code>Frlf_TrcvWUReasonPtr</code>	Pointer to a memory location where output value will be stored.
Return value:	<code>Std_ReturnType</code>	<code>E_OK</code> : The call of the FlexRay Transceiver Driver's API service has returned <code>E_OK</code> .

		E_NOT_OK: The call of the FlexRay Transceiver Driver's API service has returned E_NOT_OK.
Description:	Wraps the FlexRay Transceiver Driver API function FrTrcv_GetTransceiverWUReason(). The enum value "FR_CHANNEL_AB" shall not be used.	

└ (SRS_BSW_00375, SRS_Fr_05158)

[SWS_Frlf_05218] └ If parameter Frlf_CtrlIdx of Frlf_GetTransceiverWUReason has an invalid value and if development error detection is enabled (i.e. FrlfDevErrorDetect equals ON), the function Frlf_GetTransceiverWUReason shall report development error code FRIF_E_INV_CTRL_IDX to the Det_ReportError service of the DET module. └ ()

[SWS_Frlf_05219] └ If parameter Frlf_ChnlIdx of Frlf_GetTransceiverWUReason has an invalid value and if development error detection is enabled (i.e. FrlfDevErrorDetect equals ON), the function Frlf_GetTransceiverWUReason shall report development error code FRIF_E_INV_CHNL_IDX to the Det_ReportError service of the DET module. └ ()

[SWS_Frlf_05220] └ The function Frlf_GetTransceiverWUReason shall wrap the FlexRay Transceiver Driver API function FrTrcv_GetTransceiverWUReason() by:

1. Translating (based on static [Frlf](#) module configuration) the tuple (FlexRay [CC](#) index Frlf_CtrlIdx | FlexRay Channel index Frlf_ChnlIdx) into a tuple (FlexRay Transceiver Driver | Driver-specific Transceiver index FrTrcv_TrcvIdx).
2. Setting parameters
 - FrTrcv_TrcvWUReasonPtr to Frlf_WUReasonPtr
3. Calling FrTrcv_GetTransceiverWUReason() of the determined FlexRay Driver module with the parameters determined as described above. └ ()

[SWS_Frlf_05221] └ Caveats of Frlf_GetTransceiverWUReason: The FlexRay Interface module has to be initialized with a call of Frlf_Init() before this API service may be called, see SWS_Frlf_05003. └ ()

8.3.22 Frlf_ClearTransceiverWakeup

[SWS_Frlf_05039] └

Service name:	Frlf_ClearTransceiverWakeup	
Syntax:	Std_ReturnType FrIf_ClearTransceiverWakeup(uint8 FrIf_CtrlIdx, Fr_ChannelType FrIf_ChnlIdx)	
Service ID[hex]:	0x18	
Sync/Async:	Synchronous	
Reentrancy:	Reentrant	
Parameters (in):	Frlf_CtrlIdx	Index of the FlexRay CC to address.
	Frlf_ChnlIdx	Index of the FlexRay Channel to address in scope of the FlexRay controller Frlf_CtrlIdx.

Parameters (inout):	None	
Parameters (out):	None	
Return value:	Std_ReturnType	E_OK: The call of the FlexRay Transceiver Driver's API service has returned E_OK. E_NOT_OK: The call of the FlexRay Transceiver Driver's API service has returned E_NOT_OK.
Description:	Wraps the FlexRay Transceiver Driver API function FrTrcv_ClearTransceiverWakeup(). The enum value "FR_CHANNEL_AB" shall not be used.	

] (SRS_Fr_05161)

[SWS_FrIf_05230] ¶ If parameter FrIf_CtrlIdx of FrIf_ClearTransceiverWakeup has an invalid value and if development error detection is enabled (i.e. FrIfDevErrorDetect equals ON), the function FrIf_ClearTransceiverWakeup shall report development error code FRIF_E_INV_CTRL_IDX to the Det_ReportError service of the DET module.] ()

[SWS_FrIf_05231] ¶ If parameter FrIf_ChnlIdx of FrIf_ClearTransceiverWakeup has an invalid value and if development error detection is enabled (i.e. FrIfDevErrorDetect equals ON), the function FrIf_ClearTransceiverWakeup shall report development error code FRIF_E_INV_CHNL_IDX to the Det_ReportError service of the DET module.] ()

[SWS_FrIf_05232] ¶ The function FrIf_ClearTransceiverWakeup shall wrap the FlexRay Transceiver Driver API function FrTrcv_ClearTransceiverWakeup() by:
-1) Translating (based on static [FrIf](#) module configuration) the tuple (FlexRay [CC](#) index FrIf_CtrlIdx | FlexRay Channel index FrIf_ChnlIdx) into a tuple (FlexRay Transceiver Driver | Driver-specific Transceiver index FrTrcv_TrcvIdx).
-2) Calling FrTrcv_ClearTransceiverWakeup() of the determined FlexRay Driver module with the parameters determined as described above.] ()

[SWS_FrIf_05233] ¶ Caveats of FrIf_ClearTransceiverWakeup: The FlexRay Interface module has to be initialized with a call of FrIf_Init() before this API service may be called, see SWS_FrIf_05003.] ()

8.3.23 FrIf_CancelAbsoluteTimer

[SWS_FrIf_05023] ¶

Service name:	FrIf_CancelAbsoluteTimer
Syntax:	Std_ReturnType FrIf_CancelAbsoluteTimer(uint8 FrIf_CtrlIdx, uint8 FrIf_AbsTimerIdx)
Service ID[hex]:	0x1b
Sync/Async:	Synchronous

Reentrancy:	non reentrant for the same FlexRay CC, reentrant for different FlexRay CCs	
Parameters (in):	FrIf_CtrlIdx	Index of the FlexRay CC to address.
	FrIf_AbsTimerIdx	Index of the absolute timer to address.
Parameters (inout):	None	
Parameters (out):	None	
Return value:	Std_ReturnType	E_OK: The call of the FlexRay Driver's API service has returned E_OK. E_NOT_OK: The call of the FlexRay Driver's API service has returned E_NOT_OK, or an error has been detected in development mode.
Description:	Wraps the FlexRay Driver API function Fr_CancelAbsoluteTimer() .	

] ()

[SWS_FrIf_05240] [If parameter FrIf_CtrlIdx of FrIf_CancelAbsoluteTimer has an invalid value and if development error detection is enabled (i.e. FrIfDevErrorDetect equals ON), the function FrIf_CancelAbsoluteTimer shall report development error code FRIF_E_INV_CTRL_IDX to the Det_ReportError service of the DET module.] ()

[SWS_FrIf_05241] [The function FrIf_CancelAbsoluteTimer shall wrap the FlexRay Driver API function Fr_CancelAbsoluteTimer() by:

- 1) Translating (based on static FrIf module configuration) the FlexRay CC index FrIf_CtrlIdx into a tuple (FlexRay Driver | Driver-specific CC index Fr_CtrlIdx).
- 2) Setting parameters Fr_AbsTimerIdx to FrIf_AbsTimerIdx
- 3) Calling Fr_CancelAbsoluteTimer() of the determined FlexRay Driver module with the parameters determined as described above.] ()

[SWS_FrIf_05242] [Caveats of FrIf_CancelAbsoluteTimer: The FlexRay Interface module has to be initialized with a call of FrIf_Init() before this API service may be called, see SWS_FrIf_05003.] ()

8.3.24 FrIf_GetAbsoluteTimerIRQStatus

[SWS_FrIf_05027] [

Service name:	FrIf_GetAbsoluteTimerIRQStatus	
Syntax:	Std_ReturnType FrIf_GetAbsoluteTimerIRQStatus (uint8 FrIf_CtrlIdx, uint8 FrIf_AbsTimerIdx, boolean* FrIf_IRQStatusPtr)	
Service ID[hex]:	0x1f	
Sync/Async:	Synchronous	
Reentrancy:	non reentrant for the same FlexRay CC, reentrant for different FlexRay CCs	
Parameters (in):	FrIf_CtrlIdx	Index of the FlexRay CC to address.
	FrIf_AbsTimerIdx	Index of the absolute timer to address.

Parameters (inout):	None	
Parameters (out):	FrIf_IRQStatusPtr	Pointer to a memory location where output value will be stored.
Return value:	Std_ReturnType	E_OK: The call of the FlexRay Driver's API service has returned E_OK. E_NOT_OK: The call of the FlexRay Driver's API service has returned E_NOT_OK, or an error has been detected in development mode.
Description:	Wraps the FlexRay Driver API function Fr_GetAbsoluteTimerIRQStatus()	

┘ ()

[SWS_Frlf_05252] ┘ If parameter Frlf_CtrlIdx of Frlf_GetAbsoluteTimerIRQStatus has an invalid value and if development error detection is enabled (i.e. FrlfDevErrorDetect equals ON), the function Frlf_GetAbsoluteTimerIRQStatus shall report development error code FRIF_E_INV_CTRL_IDX to the Det_ReportError service of the DET module. ┘ ()

[SWS_Frlf_05253] ┘ The function Frlf_GetAbsoluteTimerIRQStatus shall wrap the FlexRay Driver API function Fr_GetAbsoluteTimerIRQStatus() by:

1. Translating (based on static Frlf module configuration) the FlexRay CC index Frlf_CtrlIdx into a tuple (FlexRay Driver | Driver-specific CC index Fr_CtrlIdx).
2. Setting parameters
 - Fr_AbsTimerIdx to Frlf_AbsTimerIdx
 - Fr_IRQStatusPtr to Frlf_IRQStatusPtr
3. Calling Fr_GetAbsoluteTimerIRQStatus() of the determined FlexRay Driver module with the parameters determined as described above. ┘ ()

[SWS_Frlf_05254] ┘ Caveats of Frlf_GetAbsoluteTimerIRQStatus: The FlexRay Interface module has to be initialized with a call of Frlf_Init() before this API service may be called, see SWS_Frlf_05003. ┘ ()

8.3.25 Frlf_DisableAbsoluteTimerIRQ

[SWS_Frlf_05031] ┘

Service name:	Frlf_DisableAbsoluteTimerIRQ	
Syntax:	Std_ReturnType Frlf_DisableAbsoluteTimerIRQ(uint8 Frlf_CtrlIdx, uint8 Frlf_AbsTimerIdx)	
Service ID[hex]:	0x23	
Sync/Async:	Synchronous	
Reentrancy:	non reentrant for the same FlexRay CC, reentrant for different FlexRay CCs	
Parameters (in):	Frlf_CtrlIdx	Index of the FlexRay CC to address.
	Frlf_AbsTimerIdx	Index of the absolute timer to address.
Parameters (inout):	None	
Parameters (out):	None	
Return value:	Std_ReturnType	E_OK: The call of the FlexRay Driver's API service has returned E_OK.

		E_NOT_OK: The call of the FlexRay Driver's API service has returned E_NOT_OK, or an error has been detected in development mode.
Description:	Wraps the FlexRay Driver API function Fr_DisableAbsoluteTimerIRQ().	

? ()

[SWS_FrIf_05264] [If parameter FrIf_CtrlIdx of FrIf_DisableAbsoluteTimerIRQ has an invalid value and if development error detection is enabled (i.e. FrIfDevErrorDetect equals ON), the function FrIf_DisableAbsoluteTimerIRQ shall report development error code FRIF_E_INV_CTRL_IDX to the Det_ReportError service of the DET module.] ()

[SWS_FrIf_05266] [Caveats of FrIf_DisableAbsoluteTimerIRQ: The FlexRay Interface module has to be initialized with a call of FrIf_Init() before this API service may be called, see SWS_FrIf_05003.] ()

8.3.26 FrIf_GetCycleLength

[SWS_FrIf_05239] [

Service name:	FrIf_GetCycleLength	
Syntax:	uint32 FrIf_GetCycleLength(uint8 FrIf_CtrlIdx)	
Service ID[hex]:	0x3a	
Sync/Async:	Synchronous	
Reentrancy:	Non Reentrant for the same FlexRay CC, reentrant for different FlexRay CCs	
Parameters (in):	FrIf_CtrlIdx	Index of the FlexRay CC to address.
Parameters (inout):	None	
Parameters (out):	None	
Return value:	uint32	Time in unit of nanoseconds
Description:	This API returns the configured time of the configuration parameter "GdCycle" in nanoseconds for the FlexRay controller with index FrIf_CtrlIdx.	

] ()

[SWS_FrIf_05237] [If parameter FrIf_CtrlIdx of FrIf_GetCycleLength has an invalid value and if development error detection is enabled (i.e. FrIfDevErrorDetect equals ON), the function FrIf_GetCycleLength shall report development error code FRIF_E_INV_CTRL_IDX to the Det_ReportError service of the DET module.] ()

[SWS_FrIf_05238] [Caveats of FrIf_GetCycleLength: The FlexRay Interface module has to be initialized with a call of FrIf_Init() before this API service may be called, see SWS_FrIf_05003.] ()

8.4 Optional Function Definitions

8.4.1 FrIf_AllSlots

[SWS_FrIf_05020] |

Service name:	FrIf_AllSlots	
Syntax:	Std_ReturnType FrIf_AllSlots(uint8 FrIf_CtrlIdx)	
Service ID[hex]:	0x33	
Sync/Async:	Synchronous	
Reentrancy:	non reentrant	
Parameters (in):	FrIf_CtrlIdx	Index of the FlexRay CC to address.
Parameters (inout):	None	
Parameters (out):	None	
Return value:	Std_ReturnType	E_OK: The call of the FlexRay Driver's API service has returned E_OK. E_NOT_OK: The call of the FlexRay Driver's API service has returned E_NOT_OK, or an error has been detected in development mode.
Description:	Wraps the FlexRay Driver API function Fr_AllSlots	

| ()

[SWS_FrIf_05412] | The function FrIf_AllSlots shall be pre compile time configurable ON/OFF by the configuration parameter FrIfAllSlotsSupport (derived from configuration parameter FrIfAllSlotsSupport, see ECUC_FrIf_06108) |

()

[SWS_FrIf_05706] | If development error detection for the FrIf module is enabled: if the function FrIf_AllSlots is called before the FrIf was initialized successfully, the function FrIf_AllSlots shall raise the development error FRIF_E_NOT_INITIALIZED and return E_NOT_OK. | ()

[SWS_FrIf_05707] | If development error detection for the Fr module is enabled: the function FrIf_AllSlots shall check the parameter FrIf_CtrlIdx for being valid. If FrIf_CtrlIdx is invalid, the function FrIf_AllSlots shall raise the development error FRIF_E_INV_CTRL_IDX and return E_NOT_OK. | ()

8.4.2 FrIf_GetChannelStatus

[SWS_FrIf_05030] |

Service name:	FrIf_GetChannelStatus
----------------------	-----------------------

Syntax:	Std_ReturnType FrIf_GetChannelStatus (uint8 FrIf_CtrlIdx, uint16* FrIf_ChannelAStatusPtr, uint16* FrIf_ChannelBStatusPtr)	
Service ID[hex]:	0x26	
Sync/Async:	Synchronous	
Reentrancy:	Non Reentrant for the same device	
Parameters (in):	FrIf_CtrlIdx	Index of FlexRay CC within the context of the FlexRay Interface.
Parameters (inout):	None	
Parameters (out):	FrIf_ChannelAStatusPtr	Address where the bitcoded channel A status information shall be stored.
	FrIf_ChannelBStatusPtr	Address where the bitcoded channel B status information shall be stored.
Return value:	Std_ReturnType	E_OK: API call finished successfully. E_NOT_OK: API call aborted due to errors.
Description:	Wraps the FlexRay Driver API function Fr_GetChannelStatus() and gets the channel status information.	

┆ ()

[SWS_FrIf_05413] ┆ The function FrIf_GetChannelStatus shall be pre compile time configurable ON/OFF by the configuration parameter FrIfGetChannelStatusSupport (derived from configuration parameter FrIfGetChannelStatusSupport, see ECUC_FrIf_06105) ┆ ()

[SWS_FrIf_05708] ┆ If development error detection for the FrIf module is enabled: if the function FrIf_GetChannelStatus is called before the FrIf module was initialized successfully, the function FrIf_GetChannelStatus shall raise the development error FRIF_E_NOT_INITIALIZED and return E_NOT_OK. ┆ ()

[SWS_FrIf_05709] ┆ If development error detection for the FrIf module is enabled: the function FrIf_GetChannelStatus shall check the parameter FrIf_CtrlIdx for being valid. If FrIf_CtrlIdx is invalid, the function FrIf_GetChannelStatus shall raise the development error FRIF_E_INV_CTRL_IDX and return E_NOT_OK. ┆ ()

8.4.3 FrIf_GetClockCorrection

[SWS_FrIf_05071] ┆

Service name:	FrIf_GetClockCorrection	
Syntax:	Std_ReturnType FrIf_GetClockCorrection (uint8 FrIf_CtrlIdx, sint16* FrIf_RateCorrectionPtr, sint32* FrIf_OffsetCorrectionPtr)	
Service ID[hex]:	0x29	
Sync/Async:	Synchronous	
Reentrancy:	Non Reentrant for the same device	

Parameters (in):	FrIf_CtrlIdx	Index of FlexRay CC within the context of the FlexRay Interface.
Parameters (inout):	None	
Parameters (out):	FrIf_RateCorrectionPtr	Address where the current rate correction value shall be stored.
	FrIf_OffsetCorrectionPtr	Address where the current offset correction value shall be stored.
Return value:	Std_ReturnType	E_OK: API call finished successfully. E_NOT_OK: API call aborted due to errors.
Description:	Wraps the FlexRay Driver API function Fr_GetClockCorrection () and gets the current clock correction values.	

] ()

[SWS_FrIf_05414] [The function FrIf_GetClockCorrection shall be pre compile time configurable ON/OFF by the configuration parameter FrIfGetClockCorrectionSupport (derived from configuration parameter FrIfGetClockCorrectionSupport, see ECUC_FrIf_06106)] ()

[SWS_FrIf_05711] [If development error detection for the FrIf module is enabled: if the function FrIf_GetClockCorrection is called before the FrIf was initialized successfully, the function FrIf_GetClockCorrection shall raise the development error FRIF_E_NOT_INITIALIZED and return E_NOT_OK.] ()

[SWS_FrIf_05712] [If development error detection for the FrIf module is enabled: the function FrIf_GetClockCorrection shall check the parameter FrIf_CtrlIdx for being valid. If FrIf_CtrlIdx is invalid, the function FrIf_GetClockCorrection shall raise the development error FRIF_E_INV_CTRL_IDX and return E_NOT_OK.] ()

8.4.4 FrIf_GetSyncFrameList

[SWS_FrIf_05072] [

Service name:	FrIf_GetSyncFrameList	
Syntax:	<pre>Std_ReturnType FrIf_GetSyncFrameList (uint8 FrIf_CtrlIdx, uint8 FrIf_ListSize, uint16* FrIf_ChannelAEvenListPtr, uint16* FrIf_ChannelBEvenListPtr, uint16* FrIf_ChannelAOddListPtr, uint16* FrIf_ChannelBOddListPtr)</pre>	
Service ID[hex]:	0x2a	
Sync/Async:	Synchronous	
Reentrancy:	Non Reentrant for the same device	
Parameters (in):	FrIf_CtrlIdx	Index of FlexRay CC within the context of the FlexRay Interface.
	FrIf_ListSize	Size of the arrays passed via parameters: FrIf_ChannelAEvenListPtr FrIf_ChannelBEvenListPtr

		FrIf_ChannelAOddListPtr FrIf_ChannelBOddListPtr. The service must ensure to not write more entries into those arrays than granted by this parameter.
Parameters (inout):	None	
Parameters (out):	FrIf_ChannelAEvenListPtr	Address the list of syncframes on channel A within the even communication cycle is written to. The exact number of elements written to the list is limited by parameter FrIf_ListSize. Unused list elements are filled with the value '0' to indicate that no more syncframe has been seen.
	FrIf_ChannelBEvenListPtr	Address the list of syncframes on channel B within the even communication cycle is written to. The exact number of elements written to the list is limited by parameter FrIf_ListSize. Unused list elements are filled with the value '0' to indicate that no more syncframe has been seen.
	FrIf_ChannelAOddListPtr	Address the list of syncframes on channel A within the odd communication cycle is written to. The exact number of elements written to the list is limited by parameter FrIf_ListSize. Unused list elements are filled with the value '0' to indicate that no more syncframe has been seen.
	FrIf_ChannelBOddListPtr	Address the list of syncframes on channel B within the odd communication cycle is written to. The exact number of elements written to the list is limited by parameter FrIf_ListSize. Unused list elements are filled with the value '0' to indicate that no more syncframe has been seen.
Return value:	Std_ReturnType	E_OK: API call finished successfully. E_NOT_OK: API call aborted due to errors.
Description:	Wraps the FlexRay Driver API function Fr_GetSyncFrameList and gets a list of syncframes received or transmitted on channel A and channel B via the even and odd communication cycle.	

┆ ()

[SWS_FrIf_05415] ┆The function FrIf_GetSyncFrameList shall be pre compile time configurable ON/OFF by the configuration parameter FrIfGetSyncFrameListSupport (derived from configuration parameter FrIfGetSyncFrameListSupport, see ECUC_FrIf_06107) ┆ ()

[SWS_FrIf_05715] ┆If development error detection for the FrIf module is enabled: if the function FrIf_GetSyncFrameList is called before the Fr was initialized successfully, the function FrIf_GetSyncFrameList shall raise the development error FRIF_E_NOT_INITIALIZED and return E_NOT_OK. ┆ ()

[SWS_FrIf_05716] ┆If development error detection for the FrIf module is enabled: the function FrIf_GetSyncFrameList shall check the parameter FrIf_CtrlIdx for being valid. If FrIf_CtrlIdx is invalid, the function FrIf_GetSyncFrameList shall raise the development error FRIF_E_INV_CTRL_IDX and return E_NOT_OK. ┆ ()

8.4.5 FrIf_GetNumOfStartupFrames

[SWS_FrIf_05073] |

Service name:	FrIf_GetNumOfStartupFrames	
Syntax:	Std_ReturnType FrIf_GetNumOfStartupFrames (uint8 FrIf_CtrlIdx, uint8* FrIf_NumOfStartupFramesPtr)	
Service ID[hex]:	0x34	
Sync/Async:	Synchronous	
Reentrancy:	Non Reentrant for the same device	
Parameters (in):	FrIf_CtrlIdx	Index of FlexRay CC within the context of the FlexRay Interface.
	FrIf_NumOfStartupFramesPtr	Address where the number of startup frames seen within the last even/odd cycle pair shall be stored.
Parameters (inout):	None	
Parameters (out):	None	
Return value:	Std_ReturnType	E_OK: API call finished successfully. E_NOT_OK: API call aborted due to errors.
Description:	Wraps the FlexRay Driver API function Fr_GetNumOfStartupFrames and gets a list of the the current number of startup frames seen on the cluster. See variable vStartupPairs of [12] for details.	

| ()

[SWS_FrIf_05416] | The function FrIf_GetNumOfStartupFrames shall be pre compile time configurable ON/OFF by the configuration parameter FrIfGetNumOfStartupFramesSupport (derived from configuration parameter FrIfGetNumOfStartupFramesSupport, see ECUC_FrIf_06104) | ()

[SWS_FrIf_05721] | If development error detection for the FrIf module is enabled: if the function FrIf_GetNumOfStartupFrames is called before the FrIf was initialized successfully, the function FrIf_GetNumOfStartupFrames shall raise the development error FRIF_E_NOT_INITIALIZED and return E_NOT_OK. | ()

[SWS_FrIf_05722] | If development error detection for the FrIf module is enabled: the function FrIf_GetNumOfStartupFrames shall check the parameter FrIf_CtrlIdx for being valid. If FrIf_CtrlIdx is invalid, the function FrIf_GetNumOfStartupFrames shall raise the development error FRIF_E_INV_CTRL_IDX and return E_NOT_OK. | ()

8.4.6 FrIf_GetWakeupRxStatus

[SWS_FrIf_05102] |

Service name:	FrIf_GetWakeupRxStatus	
Syntax:	Std_ReturnType FrIf_GetWakeupRxStatus (uint8 FrIf_CtrlIdx, uint8* FrIf_WakeupRxStatusPtr)	

Service ID[hex]:	0x2b	
Sync/Async:	Synchronous	
Reentrancy:	Non Reentrant for the same device	
Parameters (in):	FrIf_CtrlIdx	Index of FlexRay CC within the context of the FlexRay Driver.
Parameters (inout):	None	
Parameters (out):	FrIf_WakeupRxStatusPtr	Address where bitcoded wakeup reception status shall be stored. Bit 0: Wakeup received on channel A indicator Bit 1: Wakeup received on channel B indicator Bit 2-7: Unused
Return value:	Std_ReturnType	E_OK: API call finished successfully. E_NOT_OK: API call aborted due to errors.
Description:	Wraps the FlexRay Driver API function Fr_GetWakeupRxStatus and gets the wakeup received information from the FlexRay controller.	

] ()

[SWS_FrIf_05417] [The function FrIf_GetWakeupRxStatus shall be pre compile time configurable ON/OFF by the configuration parameter FrIfGetWakeupRxStatusSupport (derived from configuration parameter FrIfGetWakeupRxStatusSupport, see ECUC_FrIf_06111)] ()

[SWS_FrIf_05700] [If development error detection for the FrIf module is enabled: if the function FrIf_GetWakeupRxStatus is called before the Fr was initialized successfully, the function FrIf_GetWakeupRxStatus shall raise the development error FRIF_E_NOT_INITIALIZED and return E_NOT_OK.] ()

[SWS_FrIf_05701] [If development error detection for the FrIf module is enabled: the function FrIf_GetWakeupRxStatus shall check the parameter FrIf_CtrlIdx for being valid. If FrIf_CtrlIdx is invalid, the function FrIf_GetWakeupRxStatus shall raise the development error FRIF_E_INV_CTRL_IDX and return E_NOT_OK.] ()

8.4.7 FrIf_CancelTransmit

[SWS_FrIf_05070] [

Service name:	FrIf_CancelTransmit	
Syntax:	Std_ReturnType FrIf_CancelTransmit(PduIdType FrIf_TxPduId)	
Service ID[hex]:	0x30	
Sync/Async:	Synchronous	
Reentrancy:	Non reentrant for identical values of FrIf_TxPduId, reentrant for different values of FrIf_TxPduId	
Parameters (in):	FrIf_TxPduId	ID of FlexRay PDU to be cancelled.
Parameters (inout):	None	
Parameters (out):	None	
Return value:	Std_ReturnType	E_OK: No error has occurred during the execution of this API

		service. E_NOT_OK: An error occurred during execution of this API service: FlexRay Driver reported an error. An error has been detected in development mode
Description:	Wraps the FlexRay Driver API function Fr_CancelTxLPdu	

] ()

[SWS_Frlf_05713] [The function Frlf_CancelTransmit shall be pre compile time configurable ON/OFF by the configuration parameter FrlfCancelTransmitSupport (derived from configuration parameter FrlfCancelTransmitSupport, see ECUC_Frlf_00002)] ()

[SWS_Frlf_05703] [If development error detection for the Frlf module is enabled: if the function Frlf_CancelTransmit is called before the Frlf was initialized successfully, the function Frlf_CancelTransmit shall raise the development error FRIF_E_NOT_INITIALIZED and return E_NOT_OK.] ()

[SWS_Frlf_05704] [If development error detection for the Frlf module is enabled: the function Frlf_CancelTransmit shall check the parameter Frlf_TxPduId for being valid. If Frlf_TxPduId is invalid, the function Frlf_CancelTransmit shall raise the development error FRIF_E_INV_TXPDUID and return E_NOT_OK.] ()

[SWS_Frlf_05705] [For Transmit Cancellation, the following steps are performed:

1. Decrement TrigTxCounter for the IPDU that shall be canceled.
2. If TxConfCounter > 0 for this PDU, continue with step 3). Else, stop here.
3. Call FlexRay Driver's API function Fr_CancelTxLPdu():
 - a. Fr_CtrlIdx is derived according to the indexing scheme described in 7.2
 - b. Fr_LPduIdx is set to the configured L-PDU buffer index [Configuration Parameter FrlfLPduIdx, see [Frlf06058](#)] associated with the Communication Operation.
4. Increment [TrigTxCounter](#) (limited by FrlfCounterLimit) for all other I-PDUs within that L-PDU that have a TxConfCounter > 0.
5. Decrement TxConfCounter for all other I-PDUs within that L-PDU that have a TxConfCounter > 0.
6. Decrement the TxConfCounter for the IPDU that has been initiated by the CancelTransmit API call.] ()

8.4.8 Frlf_DisableLPdu

[SWS_Frlf_05710] [

Service name:	Frlf_DisableLPdu
Syntax:	Std_ReturnType Frlf_DisableLPdu(uint8 Frlf_CtrlIdx,

	uint16 FrIf_LPduIdx)	
Service ID[hex]:	0x28	
Sync/Async:	Synchronous	
Reentrancy:	Non Reentrant for the same device	
Parameters (in):	FrIf_CtrlIdx	Index of FlexRay CC within the context of the FlexRay Interface.
	FrIf_LPduIdx	This index is used to uniquely identify a FlexRay frame
Parameters (inout):	None	
Parameters (out):	None	
Return value:	Std_ReturnType	E_OK: API call finished successfully. E_NOT_OK: API call aborted due to errors.
Description:	Wraps the FlexRay Driver Function Fr_DisableLPdu. It disables the hardware resource of an LPdu for transmission/reception.	

┘ ()

[SWS_FrIf_05418] ┘ The function FrIf_DisableLPdu shall be pre compile time configurable ON/OFF by the configuration parameter FrIfDisableLPduSupport (derived from configuration parameter FrIfDisableLPduSupport, see ECUC_FrIf_06110) ┘ ()

[SWS_FrIf_05717] ┘ If development error detection for the FrIf module is enabled: if the function FrIf_DisableLPdu is called before the FrIf was initialized successfully, the function FrIf_DisableLPdu shall raise the development error FRIF_E_NOT_INITIALIZED and return E_NOT_OK. ┘ ()

[SWS_FrIf_05714] ┘ If development error detection for the FrIf module is enabled: the function FrIf_DisableLPdu shall check the parameter FrIf_CtrlIdx for being valid. If FrIf_CtrlIdx is invalid, the function FrIf_DisableLPdu shall raise the development error FRIF_E_INV_CTRL_IDX and return E_NOT_OK. ┘ ()

8.4.9 FrIf_GetTransceiverError

[SWS_FrIf_05032] ┘

Service name:	FrIf_GetTransceiverError	
Syntax:	Std_ReturnType FrIf_GetTransceiverError(uint8 FrIf_CtrlIdx, Fr_ChannelType FrIf_ChnlIdx, uint8 FrIf_BranchIdx, uint32* FrIf_BusErrorState)	
Service ID[hex]:	0x35	
Sync/Async:	Synchronous	
Reentrancy:	Function is non reentrant for the same channel of the same controller.	
Parameters (in):	FrIf_CtrlIdx	Index of the FlexRay CC to address.
	FrIf_ChnlIdx	Index of the FlexRay Channel to address in scope of the FlexRay controller FrIf_CtrlIdx.

	FrIf_BranchIdx	This zero based index identifies the branch of the (active star) transceiver to which the API call has to be applied.
Parameters (inout):	None	
Parameters (out):	FrIf_BusErrorState	Address where the transceiver error state is stored.
Return value:	Std_ReturnType	E_OK: API call finished successfully. E_NOT_OK: API call aborted due to errors
Description:	Wraps the FlexRay Transceiver Driver API function FrTrcv_GetTransceiverError. The enum value "FR_CHANNEL_AB" shall not be used.	

] ()

[SWS_FrIf_05419] [The function FrIf_GetTransceiverError shall be pre compile time configurable ON/OFF by the configuration parameter FrIfGetTransceiverErrorSupport (derived from configuration parameter FrIfGetTransceiverErrorSupport, see ECUC_FrIf_06101)] ()

[SWS_FrIf_05718] [If development error detection for the FrIf module is enabled: if the function FrIf_GetTransceiverError is called before the FrIf was initialized successfully, the function FrIf_GetTransceiverError shall raise the development error FRIF_E_NOT_INITIALIZED and return E_NOT_OK.] ()

[SWS_FrIf_05719] [If development error detection for the FrIf module is enabled: the function FrIf_GetTransceiverError shall check the parameter FrIf_CtrlIdx for being valid. If FrIf_CtrlIdx is invalid, the function FrIf_GetTransceiverError shall raise the development error FRIF_E_INV_CTRL_IDX and return E_NOT_OK.] ()

[SWS_FrIf_05720] [If parameter FrIf_ChnlIdx of FrIf_GetTransceiverError has an invalid value and if development error detection is enabled (i.e. FrIfDevErrorDetect equals ON), the function FrIf_GetTransceiverError shall report development error code FRIF_E_INV_CHNL_IDX to the Det_ReportError service of the DET module.] ()

[SWS_FrIf_05728] [The function FrIf_GetTransceiverError shall wrap the FlexRay Transceiver Driver API function FrTrcv_GetTransceiverError by:

1. Translating (based on static [FrIf](#) module configuration) the tuple (FlexRay [CC](#) index FrIf_CtrlIdx | FlexRay Channel index FrIf_ChnlIdx) into a tuple (FlexRay Transceiver Driver | Driver-specific Transceiver index FrTrcv_TrcvIdx).
2. Setting parameters
 - FrTrcv_BranchIdx to FrIf_BranchIdx
 - FrTrcv_BusErrorState to FrIf_BusErrorState
3. Calling FrTrcv_GetTransceiverError of the determined FlexRay Transceiver module with the parameters determined as described above.] ()

8.4.10 FrIf_EnableTransceiverBranch

[SWS_FrIf_05085] [

Service name:	FrIf_EnableTransceiverBranch	
Syntax:	<pre>Std_ReturnType FrIf_EnableTransceiverBranch (uint8 FrIf_CtrlIdx, Fr_ChannelType FrIf_ChnlIdx, uint8 FrIf_BranchIdx)</pre>	
Service ID[hex]:	0x36	
Sync/Async:	Synchronous	
Reentrancy:	Reentrant	
Parameters (in):	FrIf_CtrlIdx	Index of the FlexRay CC to address.
	FrIf_ChnlIdx	Index of the FlexRay Channel to address in scope of the FlexRay controller FrIf_CtrlIdx.
	FrIf_BranchIdx	Index of the FlexRay Channel to address in scope of the FlexRay controller FrIf_CtrlIdx.
Parameters (inout):	None	
Parameters (out):	None	
Return value:	Std_ReturnType	E_OK: The call of the FlexRay Transceiver Driver's API service has returned E_OK. E_NOT_OK: The call of the FlexRay Transceiver Driver's API service has returned E_NOT_OK.
Description:	Wraps the FlexRay Transceiver Driver API function FrTrcv_EnableTransceiverBranch. The enum value "FR_CHANNEL_AB" shall not be used.	

┘ ()

[SWS_FrIf_05420] ┘ The function FrIf_EnableTransceiverBranch shall be pre compile time configurable ON/OFF by the configuration parameter FrIfEnableTransceiverBranchSupport (derived from configuration parameter FrIfEnableTransceiverBranchSupport, see ECUC_FrIf_06103) ┘ ()

[SWS_FrIf_05302] ┘ If parameter FrIf_CtrlIdx of FrIf_EnableTransceiverBranch has an invalid value and if development error detection is enabled (i.e. FrIfDevErrorDetect equals ON), the function FrIf_EnableTransceiverBranch shall report development error code FRIF_E_INV_CTRL_IDX to the Det_ReportError service of the DET module. ┘ ()

[SWS_FrIf_05304] ┘ If parameter FrIf_ChnlIdx of FrIf_EnableTransceiverBranch has an invalid value and if development error detection is enabled (i.e. FrIfDevErrorDetect equals ON), the function FrIf_EnableTransceiverBranch shall report development error code FRIF_E_INV_CHNL_IDX to the Det_ReportError service of the DET module. ┘ ()

[SWS_FrIf_05306] ┘ The function FrIf_EnableTransceiverBranch shall wrap the FlexRay Transceiver Driver API function FrIf_EnableTransceiverBranch by:

1. Translating (based on static [FrIf](#) module configuration) the tuple (FlexRay CC index FrIf_CtrlIdx | FlexRay Channel index FrIf_ChnlIdx) into a tuple (FlexRay Transceiver Driver | Driver-specific Transceiver index FrTrcv_TrcvIdx).

2) Setting parameter: FrTrcv_BranchIdx to FrIf_BranchIdx

- 3) Calling FrTrcv_EnableTransceiverBranch of the determined FlexRay Driver module with the parameters determined as described above.] ()

[SWS_Frlf_05307] [If development error detection for the Frlf module is enabled: if the function Frlf_EnableTransceiverBranch is called before the Fr was initialized successfully, the function Frlf_EnableTransceiverBranch shall raise the development error FRIF_E_NOT_INITIALIZED and return E_NOT_OK.] ()

8.4.11 Frlf_DisableTransceiverBranch

[SWS_Frlf_05028] [

Service name:	Frlf_DisableTransceiverBranch	
Syntax:	Std_ReturnType Frlf_DisableTransceiverBranch(uint8 Frlf_CtrlIdx, Fr_ChannelType Frlf_ChnlIdx, uint8 Frlf_BranchIdx)	
Service ID[hex]:	0x37	
Sync/Async:	Synchronous	
Reentrancy:	Reentrant	
Parameters (in):	Frlf_CtrlIdx	Index of the FlexRay CC to address.
	Frlf_ChnlIdx	Index of the FlexRay Channel to address in scope of the FlexRay controller Frlf_CtrlIdx.
	Frlf_BranchIdx	Index of the FlexRay Channel to address in scope of the FlexRay controller Frlf_CtrlIdx.
Parameters (inout):	None	
Parameters (out):	None	
Return value:	Std_ReturnType	E_OK: The call of the FlexRay Transceiver Driver's API service has returned E_OK. E_NOT_OK: The call of the FlexRay Transceiver Driver's API service has returned E_NOT_OK.
Description:	Wraps the FlexRay Transceiver Driver API function FrTrcv_DisableTransceiverBranch. The enum value "FR_CHANNEL_AB" shall not be used.	

] ()

[SWS_Frlf_05421] [The function Frlf_DisableTransceiverBranch shall be pre compile time configurable ON/OFF by the configuration parameter FrlfDisableTransceiverBranchSupport (derived from configuration parameter FrlfDisableTransceiverBranchSupport, see ECUC_Frlf_06102)] ()

[SWS_Frlf_05425] [The function Frlf_DisableTransceiverBranch shall be pre compile time configurable ON/OFF by the configuration parameter

FrIfDisableTransceiverBranchSupport (derived from configuration parameter FrIfDisableTransceiverBranchSupport, see ECUC_FrIf_06102)] ()

[SWS_FrIf_05756] [If parameter FrIf_CtrlIdx of FrIf_DisableTransceiverBranch has an invalid value and if development error detection is enabled (i.e. FrIfDevErrorDetect equals ON), the function FrIf_DisableTransceiverBranch shall report development error code FRIF_E_INV_CTRL_IDX to the Det_ReportError service of the DET module.] ()

[SWS_FrIf_05243] [If parameter FrIf_ChnlIdx of FrIf_DisableTransceiverBranch has an invalid value and if development error detection is enabled (i.e. FrIfDevErrorDetect equals ON), the function FrIf_DisableTransceiverBranch shall report development error code FRIF_E_INV_CHNL_IDX to the Det_ReportError service of the DET module.] ()

[SWS_FrIf_05305] [The function FrIf_DisableTransceiverBranch shall wrap the FlexRay Transceiver Driver API function FrIf_DisableTransceiverBranch by:

- 1) Translating (based on static [FrIf](#) module configuration) the tuple (FlexRay [CC](#) index FrIf_CtrlIdx | FlexRay Channel index FrIf_ChnlIdx) into a tuple (FlexRay Transceiver Driver | Driver-specific Transceiver index FrTrcv_TrvcIdx)
- 2) Setting parameter: FrTrcv_BranchIdx to FrIf_BranchIdx
- 3) Calling FrTrcv_DisableTransceiverBranch() of the determined FlexRay Driver module with the parameters determined as described above.] ()

[SWS_FrIf_05308] [Caveats of FrIf_DisableTransceiverBranch: The FlexRay Interface module has to be initialized with a call of FrIf_Init() before this API service may be called, see SWS_FrIf_05003.] ()

8.4.12 FrIf_ReconfigLPdu

[SWS_FrIf_05048] [

Service name:	FrIf_ReconfigLPdu
Syntax:	Std_ReturnType FrIf_ReconfigLPdu (uint8 FrIf_CtrlIdx, uint16 FrIf_LPduIdx, uint16 FrIf_FrameId, Fr_ChannelType FrIf_ChnlIdx, uint8 FrIf_CycleRepetition, uint8 FrIf_CycleOffset, uint8 FrIf_PayloadLength, uint16 FrIf_HeaderCRC)
Service ID[hex]:	0x00
Sync/Async:	Synchronous
Reentrancy:	Non Reentrant
Parameters (in):	FrIf_CtrlIdx Index of FlexRay CC within the context of the FlexRay Driver.

	Frif_LPduldx	This index is used to uniquely identify a FlexRay frame.
	Frif_FrameId	FlexRay Frame ID the Frif_LPdu shall be configured to.
	Frif_ChnlIdx	FlexRay Channel the Frif_LPdu shall be configured to.
	Frif_CycleRepetition	Cycle Repetition part of the cycle filter mechanism Frif_LPdu shall be configured to.
	Frif_CycleOffset	Cycle Offset part of the cycle filter mechanism Frif_LPdu shall be configured to.
	Frif_PayloadLength	Payloadlength in units of bytes the Frif_LPduldx shall be configured to.
	Frif_HeaderCRC	Header CRC the Frif_LPdu shall be configured to.
Parameters (inout):	None	
Parameters (out):	None	
Return value:	Std_ReturnType	E_OK: API call finished successfully. E_NOT_OK: API call aborted due to errors.
Description:	Calls the FlexRay Driver's API Fr_ReconfigLPdu. The enum value "FR_CHANNEL_AB" shall not be used.	

┆ ()

[SWS_FrIf_05422] ┆ The function Frif_ReconfigLPdu shall be pre compile time configurable ON/OFF by the configuration parameter FrifReconfigLPduSupport (derived from configuration parameter FrifReconfigLPduSupport, see ECUC_FrIf_06109) ┆ ()

[SWS_FrIf_05309] ┆ If parameter Frif_CtrlIdx of Frif_ReconfigLPdu has an invalid value and if development error detection is enabled (i.e. FrifDevErrorDetect equals ON), the function Frif_ReconfigLPdu shall report development error code FRIF_E_INV_CTRL_IDX to the Det_ReportError service of the DET module. ┆ ()

[SWS_FrIf_05310] ┆ If parameter Frif_ChnlIdx of Frif_ReconfigLPdu has an invalid value and if development error detection is enabled (i.e. FrifDevErrorDetect equals ON), the function Frif_ReconfigLPdu shall report development error code FRIF_E_INV_CHNL_IDX to the Det_ReportError service of the DET module. ┆ ()

[SWS_FrIf_05311] ┆ If parameter Frif_LPduldx of Frif_ReconfigLPdu has an invalid value (i.e. outside of LPdu range or if FrifReconfigurable of this LPdu is not set to TRUE) and development error detection is enabled (i.e. FrifDevErrorDetect equals ON), the Frif_ReconfigLPdu shall report development error code FRIF_E_INV_LPDU_IDX to the Det_ReportError service of the DET module. ┆ ()

[SWS_FrIf_05312] ┆ If parameter Frif_FrameId of Frif_ReconfigLPdu has an invalid value and if development error detection is enabled (i.e. FrifDevErrorDetect equals ON), the Frif_ReconfigLPdu shall report development error code FRIF_E_INV_FRAME_ID to the Det_ReportError service of the DET module. ┆ ()

8.4.13 FrIf_GetNmVector

[SWS_FrIf_05016] [

Service name:	FrIf_GetNmVector	
Syntax:	Std_ReturnType FrIf_GetNmVector(uint8 FrIf_CtrlIdx, uint8* FrIf_NmVectorPtr)	
Service ID[hex]:	0x0f	
Sync/Async:	Synchronous	
Reentrancy:	non reentrant for identical values of FrIf_CtrlIdx, reentrant for different values of FrIf_CtrlIdx	
Parameters (in):	FrIf_CtrlIdx	Index of the FlexRay CC to address.
Parameters (inout):	None	
Parameters (out):	FrIf_NmVectorPtr	Pointer to a memory location where output value will be stored.
Return value:	Std_ReturnType	E_OK: The call of the FlexRay Driver's API service has returned E_OK. E_NOT_OK: The call of the FlexRay Driver's API service has returned E_NOT_OK, or an error has been detected in development mode.
Description:	Derives the FlexRay NM Vector.	

] ()

[SWS_FrIf_05423] [The function FrIf_GetNmVector shall be pre compile time configurable ON/OFF by the configuration parameter FrIfGetNmVectorSupport (derived from configuration parameter FrIfGetNmVectorSupport, see FrIf06100_Conf)] ()

[SWS_FrIf_05197] [If parameter FrIf_CtrlIdx of FrIf_GetNmVector has an invalid value and if development error detection is enabled (i.e. FrIfDevErrorDetect equals ON), the function FrIf_GetNmVector shall report development error code FRIF_E_INV_CTRL_IDX to the Det_ReportError service of the DET module.] ()

[SWS_FrIf_05198] [The function FrIf_GetNmVector wraps the FlexRay Driver API Fr_GetNmVector function.] ()

[SWS_FrIf_05199] [Caveats of FrIf_GetNmVector: The FlexRay Interface module has to be initialized with a call of FrIf_Init() before this API service may be called, see SWS_FrIf_05003] ()

8.4.14 FrIf_GetVersionInfo

[SWS_FrIf_05002] [

Service name:	FrIf_GetVersionInfo	
Syntax:	void FrIf_GetVersionInfo(Std_VersionInfoType* FrIf_VersionInfoPtr	

)
Service ID[hex]:	0x01
Sync/Async:	Synchronous
Reentrancy:	Reentrant
Parameters (in):	None
Parameters (inout):	None
Parameters (out):	FrIf_VersionInfoPtr Pointer to a memory location where the FlexRay Interface version information shall be stored.
Return value:	void --
Description:	Returns the version information of this module.

] (SRS_BSW_00407, SRS_BSW_00411)

[SWS_FrIf_05424] [The function FrIf_GetVersionInfo shall be pre compile time configurable ON/OFF by the configuration parameter FrIfVersionInfoApi (derived from configuration parameter FrIfVersionInfoApi, see ECUC_FrIf_06083)] ()

[SWS_FrIf_05151] [If parameter FrIf_VersionInfoPtr of FrIf_GetVersionInfo equals NULL_PTR and if development error detection is enabled (i.e. FrIfDevErrorDetect equals ON), the function FrIf_GetVersionInfo shall report development error code FRIF_E_PARAM_POINTER to the Det_ReportError service of the DET module.] ()

8.4.15 FrIf_ReadCCConfig

[SWS_FrIf_05313] [

Service name:	FrIf_ReadCCConfig	
Syntax:	Std_ReturnType FrIf_ReadCCConfig(uint8 FrIf_CtrlIdx, uint8 FrIf_ConfigParamIdx, uint32* FrIf_ConfigParamValuePtr)	
Service ID[hex]:	0x3b	
Sync/Async:	Synchronous	
Reentrancy:	Non Reentrant for the same FlexRay CC, reentrant for different FlexRay CCs	
Parameters (in):	FrIf_CtrlIdx	Index of the FlexRay CC to address.
	FrIf_ConfigParamIdx	Index of the configuration parameter to read.
Parameters (inout):	None	
Parameters (out):	FrIf_ConfigParamValuePtr	Pointer to a memory location where output value will be stored.
Return value:	Std_ReturnType	E_OK: The call of the FlexRay Driver's API service has returned E_OK. E_NOT_OK: The call of the FlexRay Driver's API service has returned E_NOT_OK, or an error has been detected in development mode.
Description:	Wraps the FlexRay Driver API function Fr_ReadCCConfig().	

] ()

[SWS_FrIf_05314] [The function FrIf_ReadCCConfig wraps the FlexRay Driver API Fr_ReadCCConfig function.] ()

[SWS_FrIf_05315] [If parameter FrIf_CtrlIdx of FrIf_ReadCCConfig has an invalid value and if development error detection is enabled (i.e. FrIfDevErrorDetect equals ON), the function FrIf_ReadCCConfig shall report development error code FRIF_E_INV_CTRL_IDX to the Det_ReportError service of the DET module.] ()

8.5 Interrupt Service Routines

8.5.1 FrIf_JobListExec_<ClstIdx>

[SWS_FrIf_05040] [

Service name:	FrIf_JobListExec_<ClstIdx>
Syntax:	void FrIf_JobListExec_<ClstIdx>(void)
Service ID[hex]:	0x32
Sync/Async:	Synchronous
Reentrancy:	Non Reentrant
Parameters (in):	None
Parameters (inout):	None
Parameters (out):	None
Return value:	None
Description:	Processes the FlexRay Job List of the FlexRay Cluster with index ClstIdx.

For a detailed description of this API service, please refer to chapter 7.6.4.2.] ()

[SWS_FrIf_05270] [The function FrIf_JobListExec_<ClstIdx> shall exist once per FlexRay Cluster of a FlexRay Interface module.] ()

[SWS_FrIf_05271] [The function name of each instance of FrIf_JobListExec_<ClstIdx> shall contain the index of the respective FlexRay Cluster (ClstIdx).

For each FlexRay Cluster (identified by index ClstIdx), the respective API service FrIf_JobListExec_<ClstIdx> must be registered in the AUTOSAR OS as the [ISR](#) of an absolute timer of a FlexRay [CC](#) connected to the FlexRay Cluster with index ClstIdx, if the CC does **not guarantee asynchronous buffer access**.] ()

Note: If the CC guarantees asynchronous buffer access, the execution of FrIf_JobListExec<ClstIdx> can run in a regular OS task.

[SWS_Frlf_05272] [Caveats of Frlf_JobListExec_<ClstIdx>: The FlexRay Interface module has to be initialized with a call of Frlf_Init() before this API service may be called, see SWS_Frlf_05003.] ()

8.6 Call-back Notifications

This is a list of functions provided for other modules.

8.6.1 Frlf_CheckWakeupByTransceiver

[SWS_Frlf_05041] [

Service name:	Frlf_CheckWakeupByTransceiver	
Syntax:	<pre>void Frlf_CheckWakeupByTransceiver (uint8 Frlf_CtrlIdx, Fr_ChannelType Frlf_ChnlIdx)</pre>	
Service ID[hex]:	0x39	
Sync/Async:	Synchronous	
Reentrancy:	Reentrant	
Parameters (in):	Frlf_CtrlIdx	Index of the FlexRay CC to address.
	Frlf_ChnlIdx	Index of the FlexRay Channel to address in scope of the FlexRay controller Frlf_CtrlIdx.
Parameters (inout):	None	
Parameters (out):	None	
Return value:	None	
Description:	Wraps the FlexRay Transceiver Driver API function FrTrcv_CheckWakeupByTransceiver(). The enum value "FR_CHANNEL_AB" shall not be used.	

] ()

[SWS_Frlf_05274] [If parameter Frlf_CtrlIdx of Frlf_CheckWakeupByTransceiver has an invalid value and if development error detection is enabled (i.e. FrlfDevErrorDetect equals ON), the function Frlf_CheckWakeupByTransceiver shall report development error code FRIF_E_INV_CTRL_IDX to the Det_ReportError service of the DET module.] ()

[SWS_Frlf_05275] [If parameter Frlf_ChnlIdx of Frlf_CheckWakeupByTransceiver has an invalid value and if development error detection is enabled (i.e. FrlfDevErrorDetect equals ON), the function Frlf_CheckWakeupByTransceiver shall report development error code FRIF_E_INV_CHNL_IDX to the Det_ReportError service of the DET module.] ()

[SWS_Frlf_05276] [The function `Frlf_CheckWakeupByTransceiver` shall wrap the FlexRay Transceiver Driver API function `FrTrcv_CheckWakeupByTransceiver()` by:

- 1) Translating (based on static [Frlf](#) module configuration) the tuple (FlexRay [CC](#) index `Frlf_CtrlIdx` | FlexRay Channel index `Frlf_ChnlIdx`) into a tuple (FlexRay Transceiver Driver | Driver-specific Transceiver index `FrTrcv_TrcvIdx`).
- 2) Calling `FrTrcv_CheckWakeupByTransceiver()` of the determined FlexRay Driver module with the parameters determined as described above.] ()

[SWS_Frlf_05277] [Caveats of `Frlf_CheckWakeupByTransceiver`: The FlexRay Interface module has to be initialized with a call of `Frlf_Init()` before this API service may be called, see [SWS_Frlf_05003](#).] ()

8.7 Scheduled Functions

8.7.1 `Frlf_MainFunction_<ClstIdx>`

[SWS_FrIf_05042] [

Service name:	<code>Frlf_MainFunction_<ClstIdx></code>
Syntax:	<code>void FrIf_MainFunction_<ClstIdx>(</code> <code> void</code> <code>)</code>
Service ID[hex]:	0x27
Description:	This function will be called cyclically by a task body provided by the BSW Scheduler.

This cyclically executed API service of the FlexRay Interface serves the following purposes:

- Program the absolute timer interrupt in order to start the execution of `Frlf_JobListExec_<ClstIdx>()` if the CC does not support asynchronous buffer access.
- Monitoring the proper (in time) execution of the `Frlf_JobListExec_<ClstIdx>()` and resynchronize the Joblist if necessary.

Please refer to chapter 7.3 for a detailed description.

Pre condition: The function `Frlf_MainFunction_<ClstIdx>` is cyclically called from a task body provided by the [BSW](#) Scheduler module.

Since the duration of a FlexRay Cycle may be different for two Clusters of an ECU, the calling period (parameter `FrlfMainFunctionPeriod`) of this API service shall be configurable independently for each Cluster [at system configuration time](#).

The parameter `FrlfMainFunctionPeriod` determines for each FlexRay cluster of a FlexRay Interface module the calling period, which is provided for the BSW scheduler module.”] ()

[SWS_Frlf_05278] [The function `Frlf_MainFunction_<ClstIdx>` shall exist once per FlexRay Cluster of a FlexRay Interface module.] ()

[SWS_Frlf_05279] [The function name of each instance of `Frlf_MainFunction_<ClstIdx>` shall contain the index of the respective FlexRay Cluster (`ClstIdx`).] ()

[SWS_Frlf_05280] [Caveats of `Frlf_MainFunction_<ClstIdx>`: The FlexRay Interface has to be initialized with a call of `Frlf_Init()` before this API service may be called, see `SWS_Frlf_05003`.] ()

8.8 Expected Interfaces

This chapter lists all API services required from other [BSW](#) modules.

8.8.1 Mandatory Interfaces

This chapter defines all API services which are required from other [BSW](#) modules to fulfill the core functionality of the FlexRay Interface.

[SWS_Frlf_05043] [

<i>API function</i>	<i>Description</i>
<code>Fr_AbortCommunication</code>	Invokes the CC CHI command 'FREEZE'.
<code>Fr_AckAbsoluteTimerIRQ</code>	Resets the interrupt condition of an absolute timer.
<code>Fr_AllowColdstart</code>	Invokes the CC CHI command 'ALLOW_COLDSTART'.
<code>Fr_CancelAbsoluteTimer</code>	Stops an absolute timer.
<code>Fr_CheckTxLPduStatus</code>	Checks the transmit status of the LSdu.
<code>Fr_ControllerInit</code>	Initializes a FlexRay CC.
<code>Fr_DisableAbsoluteTimerIRQ</code>	Disables the interrupt line of an absolute timer.
<code>Fr_EnableAbsoluteTimerIRQ</code>	Enables the interrupt line of an absolute timer.
<code>Fr_GetAbsoluteTimerIRQStatus</code>	Gets IRQ status of an absolute timer.
<code>Fr_GetGlobalTime</code>	Gets the current global FlexRay time.
<code>Fr_GetPOCStatus</code>	Gets the POC status.
<code>Fr_HaltCommunication</code>	Invokes the CC CHI command 'DEFERRED_HALT'.
<code>Fr_ReceiveRxLPdu</code>	Receives data from the FlexRay network.
<code>Fr_SendWUP</code>	Invokes the CC CHI command 'WAKEUP'.
<code>Fr_SetAbsoluteTimer</code>	Sets the absolute FlexRay timer.
<code>Fr_SetWakeupChannel</code>	Sets a wakeup channel.
<code>Fr_StartCommunication</code>	Starts communication.
<code>Fr_TransmitTxLPdu</code>	Transmits data on the FlexRay network.

FrTrcv_CheckWakeupByTransceiver	--
FrTrcv_ClearTransceiverWakeup	This function clears a pending wake up event.
FrTrcv_GetTransceiverMode	This function returns the actual state of the transceiver.
FrTrcv_GetTransceiverWUReason	This function returns the wakeup reason.
FrTrcv_SetTransceiverMode	This service sets the transceiver mode.

] ()

8.8.2 Optional Interfaces

This chapter defines all API services which are required from other [BSW](#) modules to fulfill an optional functionality of the FlexRay Interface

[SWS_FrIf_05044] [

API function	Description
Dem_ReportErrorStatus	Queues the reported events from the BSW modules (API is only used by BSW modules). The interface has an asynchronous behavior, because the processing of the event is done within the Dem main function. OBd Events Suppression shall be ignored for this computation.
Det_ReportError	Service to report development errors.
Fr_AllSlots	Invokes the CC CHI command 'ALL_SLOTS'.
Fr_CancelTxLPdu	Cancels the already pending transmission of a LPdu contained in a controllers physical transmit resource (e.g. message buffer).
Fr_DisableLPdu	Disables the hardware resource of a LPdu for transmission/reception.
Fr_GetChannelStatus	Gets the channel status information.
Fr_GetClockCorrection	Gets the current clock correction values. See variables vInterimRateCorrection and vInterimOffsetCorrection of [12] for details.
Fr_GetNmVector	Gets the network management vector of the last communication cycle.
Fr_GetNumOfStartupFrames	Gets the current number of startup frames seen on the cluster. See variable vStartupPairs of [12] for details.
Fr_GetSyncFrameList	Gets a list of syncframes received or transmitted on channel A and channel B via the even and odd communication cycle. See variables vsSyncIdListA and vsSyncIdListB of [12] for details.
Fr_GetWakeupRxStatus	Gets the wakeup received information from the FlexRay controller.
Fr_PrepareLPdu	Prepares a LPdu.
Fr_ReadCCConfig	Reads a FlexRay protocol configuration parameter for a particular FlexRay controller out of the module's configuration.
Fr_ReconfigLPdu	Reconfigures a given LPdu according to the parameters (FrameId, Channel, CycleRepetition, CycleOffset, PayloadLength, HeaderCRC) at runtime.
FrArTp_RxIndication	Indication of a received I-PDU from a lower layer communication interface module.
FrArTp_TriggerTransmit	Within this API, the upper layer module (called module) shall check whether the available data fits into the buffer size reported by PduInfoPtr->SduLength. If it fits, it shall copy its data into the buffer provided by PduInfoPtr->SduDataPtr and update the length of the actual copied data in PduInfoPtr->SduLength. If not, it returns E_NOT_OK without changing PduInfoPtr.

FrArTp_TxConfirmation	The lower layer communication interface module confirms the transmission of an I-PDU.
FrNm_RxIndication	Indication of a received I-PDU from a lower layer communication interface module.
FrNm_TriggerTransmit	Within this API, the upper layer module (called module) shall check whether the available data fits into the buffer size reported by PduInfoPtr->SduLength. If it fits, it shall copy its data into the buffer provided by PduInfoPtr->SduDataPtr and update the length of the actual copied data in PduInfoPtr->SduLength. If not, it returns E_NOT_OK without changing PduInfoPtr.
FrNm_TxConfirmation	The lower layer communication interface module confirms the transmission of an I-PDU.
FrTp_RxIndication	Indication of a received I-PDU from a lower layer communication interface module.
FrTp_TriggerTransmit	Within this API, the upper layer module (called module) shall check whether the available data fits into the buffer size reported by PduInfoPtr->SduLength. If it fits, it shall copy its data into the buffer provided by PduInfoPtr->SduDataPtr and update the length of the actual copied data in PduInfoPtr->SduLength. If not, it returns E_NOT_OK without changing PduInfoPtr.
FrTp_TxConfirmation	The lower layer communication interface module confirms the transmission of an I-PDU.
FrTrcv_DisableTransceiverBranch	This function disables the specified branch on the addressed (active star) transceiver.
FrTrcv_EnableTransceiverBranch	This function enables the specified branch on the addressed (active star) transceiver.
FrTrcv_GetTransceiverError	All mandatory errors defined by the FlexRay EPL [5] which are supported by the FlexRay transceiver hardware can be accessed via this API: In addition to errors on the physical layer and local to the ECU hardware, a global error flag is provided.
PduR_FrlfRxIndication	Indication of a received I-PDU from a lower layer communication interface module.
PduR_FrlfTriggerTransmit	Within this API, the upper layer module (called module) shall check whether the available data fits into the buffer size reported by PduInfoPtr->SduLength. If it fits, it shall copy its data into the buffer provided by PduInfoPtr->SduDataPtr and update the length of the actual copied data in PduInfoPtr->SduLength. If not, it returns E_NOT_OK without changing PduInfoPtr.
PduR_FrlfTxConfirmation	The lower layer communication interface module confirms the transmission of an I-PDU.
Xcp_FrlfRxIndication	Indication of a received I-PDU from a lower layer communication interface module.
Xcp_FrlfTriggerTransmit	Within this API, the upper layer module (called module) shall check whether the available data fits into the buffer size reported by PduInfoPtr->SduLength. If it fits, it shall copy its data into the buffer provided by PduInfoPtr->SduDataPtr and update the length of the actual copied data in PduInfoPtr->SduLength. If not, it returns E_NOT_OK without changing PduInfoPtr.
Xcp_FrlfTxConfirmation	The lower layer communication interface module confirms the transmission of an I-PDU.

] ()

8.8.3 Configurable Interfaces

This chapter lists all interfaces where the target API service of any upper layer, which require one or more of these mentioned interfaces to be called has to be set up by static configuration of the FlexRay Interface. The target function is usually a call-back function. The names of these kinds of interfaces are not fixed because they are configurable.

These call-back services are specified and implemented in the upper layer BSW modules, which use the FlexRay Interface according to [2]. The specific call-back notification is specified in the corresponding AUTOSAR SWS document (see chapter 3).

In addition to upper layer AUTOSAR BSW modules, the FrIf can, with the functionality described within this specification, also support other non-AUTOSAR upper layer software modules (CDs), provided that these modules interact with the FrIf in the same manner as the upper layer AUTOSAR BSW modules. In particular, those non-AUTOSAR modules need to provide APIs as described in this chapter.

[SWS_FrIf_05729] [Configuration of <UL_RxIndication>: If the parameter FrIfUserRxIndicationUL is set to FR_AR_TP, <UL_RxIndication> must be FrArTp_RxIndication.] ()

[SWS_FrIf_05730] [Configuration of <UL_RxIndication>: If the parameter FrIfUserRxIndicationUL is set to FR_NM, <UL_RxIndication> must be FrNm_RxIndication.] ()

[SWS_FrIf_05731] [Configuration of <UL_RxIndication>: If the parameter FrIfUserRxIndicationUL is set to FR_TP, <UL_RxIndication> must be FrTp_RxIndication.] ()

[SWS_FrIf_05732] [Configuration of <UL_RxIndication>: If the parameter FrIfUserRxIndicationUL is set to PDUR, <UL_RxIndication> must be PduR_FrIfRxIndication.] ()

[SWS_FrIf_05733] [Configuration of <UL_RxIndication>: If the parameter FrIfUserRxIndicationUL is set to XCP, <UL_RxIndication> must be Xcp_FrIfRxIndication.] ()

[SWS_Frlf_05734] [Configuration of <UL_TxConfirmation>: If the parameter FrlfUserTxUL is set to FR_AR_TP, <UL_TxConfirmation> must be FrArTp_TxConfirmation.] ()

[SWS_Frlf_05735] [Configuration of <UL_TxConfirmation>: If the parameter FrlfUserTxUL is set to FR_NM, <UL_TxConfirmation> must be FrNm_TxConfirmation.] ()

[SWS_Frlf_05736] [Configuration of <UL_TxConfirmation>: If the parameter FrlfUserTxUL is set to FR_TP, <UL_TxConfirmation> must be FrTp_TxConfirmation.] ()

[SWS_Frlf_05737] [Configuration of <UL_TxConfirmation>: If the parameter FrlfUserTxUL is set to PDUR, <UL_TxConfirmation> must be PduR_FrlfTxConfirmation.] ()

[SWS_Frlf_05738] [Configuration of <UL_TxConfirmation>: If the parameter FrlfUserTxUL is set to XCP, <UL_TxConfirmation> must be Xcp_FrlfTxConfirmation.] ()

[SWS_Frlf_05739] [Configuration of <UL_TriggerTransmit>: If the parameter FrlfUserTxUL is set to FR_AR_TP, <UL_TxConfirmation> must be FrArTp_TriggerTransmit.] ()

[SWS_Frlf_05740] [Configuration of <UL_TriggerTransmit>: If the parameter FrlfUserTxUL is set to FR_NM, <UL_TxConfirmation> must be FrNm_TriggerTransmit.] ()

[SWS_Frlf_05741] [Configuration of <UL_TriggerTransmit>: If the parameter FrlfUserTxUL is set to FR_TP, <UL_TxConfirmation> must be FrTp_TriggerTransmit.] ()

[SWS_Frlf_05742] [Configuration of <UL_TriggerTransmit>: If the parameter FrlfUserTxUL is set to PDUR, <UL_TxConfirmation> must be PduR_TriggerTransmit.] ()

[SWS_Frlf_05743] [Configuration of <UL_TriggerTransmit>: If the parameter FrlfUserTxUL is set to XCP, <UL_TxConfirmation> must be Xcp_TriggerTransmit.] ()

8.8.3.1 <UL_RxIndication>

[SWS_Frlf_05045] [

Service name:	<User_RxIndication>	
Syntax:	<pre>void <User_RxIndication>(PduIdType RxPduId, const PduInfoType* PduInfoPtr)</pre>	
Sync/Async:	Synchronous	
Reentrancy:	Reentrant for different PduIds. Non reentrant for the same PduId.	
Parameters (in):	RxPduId	ID of the received I-PDU.
	PduInfoPtr	Contains the length (SduLength) of the received I-PDU and a pointer to a buffer (SduDataPtr) containing the I-PDU.
Parameters (inout):	None	
Parameters (out):	None	
Return value:	None	
Description:	Indication of a received I-PDU from a lower layer communication interface module.	

During the execution of this API service, the upper layer BSW module that is the final recipient of this PDU is expected to retrieve (i.e. copy) the SDU (i.e. the payload of the PDU) by means of the pointer Frlf_PduInfoPtr which contains the received data address and received data length.] ()

Caveats of <UL_RxIndication>: This API service is called during the execution of the FlexRay Job List Execution Function.

8.8.3.2 <UL_TxConfirmation>

[SWS_Frlf_05046] [

Service name:	<User_TxConfirmation>	
Syntax:	<pre>void <User_TxConfirmation>(PduIdType TxPduId)</pre>	
Sync/Async:	Synchronous	
Reentrancy:	Reentrant for different PduIds. Non reentrant for the same PduId.	
Parameters (in):	TxPduId	ID of the I-PDU that has been transmitted.
Parameters (inout):	None	
Parameters (out):	None	
Return value:	None	
Description:	The lower layer communication interface module confirms the transmission of an I-PDU.	

] ()

Caveats of <UL_TxConfirmation>: This API service is called during the execution of the FlexRay Job List Execution Function.

8.8.3.3 <UL_TriggerTransmit>

[SWS_Frlf_05047] [

Service name:	<User_TriggerTransmit>	
Syntax:	Std_ReturnType <User_TriggerTransmit>(PduIdType TxPduId, PduInfoType* PduInfoPtr)	
Sync/Async:	Synchronous	
Reentrancy:	Reentrant for different Pdulds. Non reentrant for the same Pdul.	
Parameters (in):	TxDul	ID of the SDU that is requested to be transmitted.
Parameters (inout):	PdulInfoPtr	Contains a pointer to a buffer (SduDataPtr) to where the SDU data shall be copied, and the available buffer size in SduLength. On return, the service will indicate the length of the copied SDU data in SduLength.
Parameters (out):	None	
Return value:	Std_ReturnType	E_OK: SDU has been copied and SduLength indicates the number of copied bytes. E_NOT_OK: No SDU data has been copied. PdulInfoPtr must not be used since it may contain a NULL pointer or point to invalid data.
Description:	Within this API, the upper layer module (called module) shall check whether the available data fits into the buffer size reported by PdulInfoPtr->SduLength. If it fits, it shall copy its data into the buffer provided by PdulInfoPtr->SduDataPtr and update the length of the actual copied data in PdulInfoPtr->SduLength. If not, it returns E_NOT_OK without changing PdulInfoPtr.	

] ()

Caveats of <UL_TriggerTransmit>: This API service is called during the execution of the FlexRay Job List Execution Function.

8.8.3.4 <Free_Op_A>

[SWS_Frlf_05316]

Service name:	<Free_Op_A>	
Syntax:	void <Free_Op_A>(uint8 FrIf_CtrlIdx, uint16 FrIf_LPdulIdx)	
Sync/Async:	Synchronous	
Reentrancy:	Reentrant for different FrIf_LPdulIdx, non reentrant for same FrIf_LPdulIdx	
Parameters (in):	FrIf_CtrlIdx	Index of the FlexRay CC to address.
	FrIf_LPdulIdx	This index is used to uniquely identify a FlexRay frame.
Parameters (inout):	None	
Parameters (out):	None	
Return value:	None	
Description:	User defined communication operation in order to support hardware specific or additional communication controller features to increase performance.	

Caveats of <Free_Op_A>: This API service is called during the execution of the FlexRay Job List Execution Function.

8.8.3.5 <Free_Op_B>

[SWS_FrIf_05317]

Service name:	<Free_Op_B>	
Syntax:	<pre>void <Free_Op_B>(uint8 FrIf_CtrlIdx, uint16 FrIf_LPduIdx)</pre>	
Sync/Async:	Synchronous	
Reentrancy:	Reentrant for different FrIf_LPduIdx, non reentrant for same FrIf_LPduIdx	
Parameters (in):	FrIf_CtrlIdx	Index of the FlexRay CC to address.
	FrIf_LPduIdx	This index is used to uniquely identify a FlexRay frame.
Parameters (inout):	None	
Parameters (out):	None	
Return value:	None	
Description:	User defined communication operation in order to support hardware specific or additional communication controller features to increase performance.	

Caveats of <Free_Op_A>: This API service is called during the execution of the FlexRay Job List Execution Function.

9 Sequence Diagrams

The sequence diagrams in this chapter show the basic operations carried out in a FlexRay Cluster's FlexRay Job List Execution Function when executing the various Communication Operations. They also show the interaction of the [Frlf](#) with the upper layer [BSW](#) module and with the underlying FlexRay Driver.

Please note that the sequence diagrams are an extension for illustrational purposes to ease understanding of the specification.

9.1 Data Transmission

9.1.1 TransmitWithImmediateBufferAccess

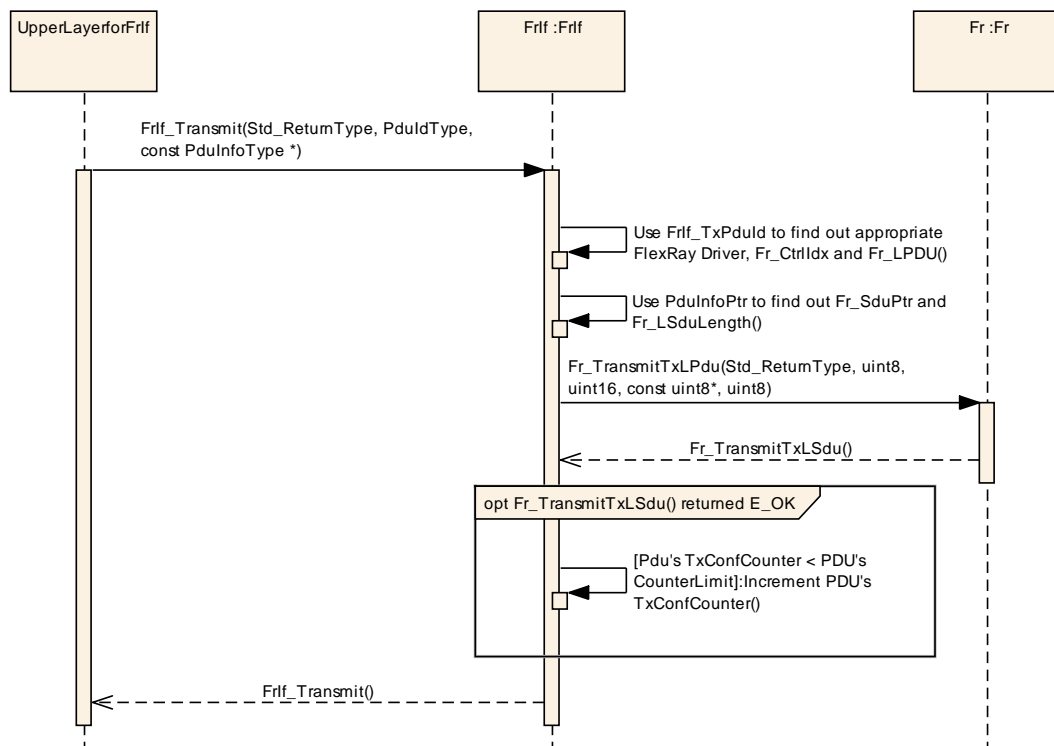


Figure 9-1: TransmitWithImmediateBufferAccess

9.1.2 TransmitWithDecoupledBufferAccess

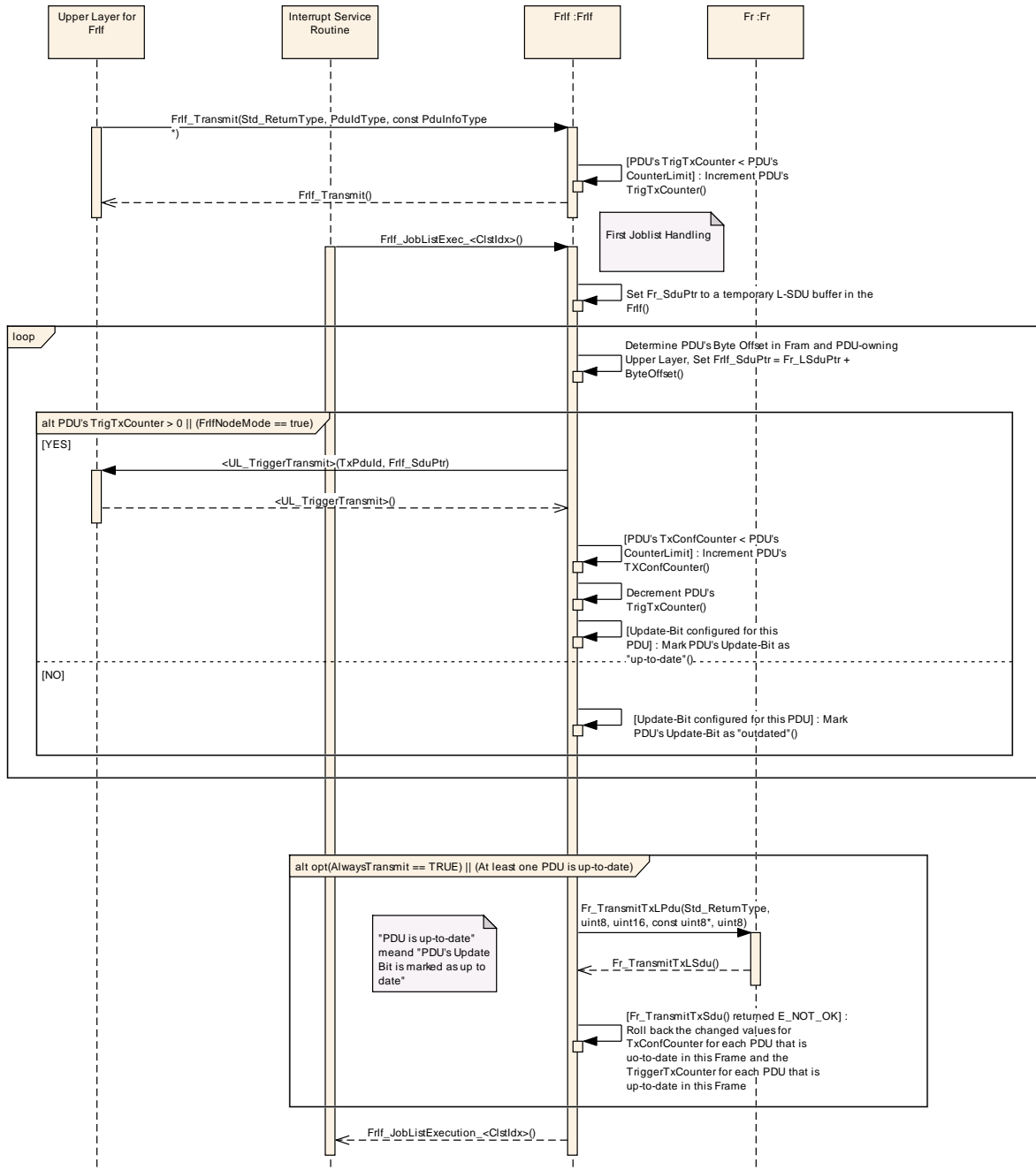
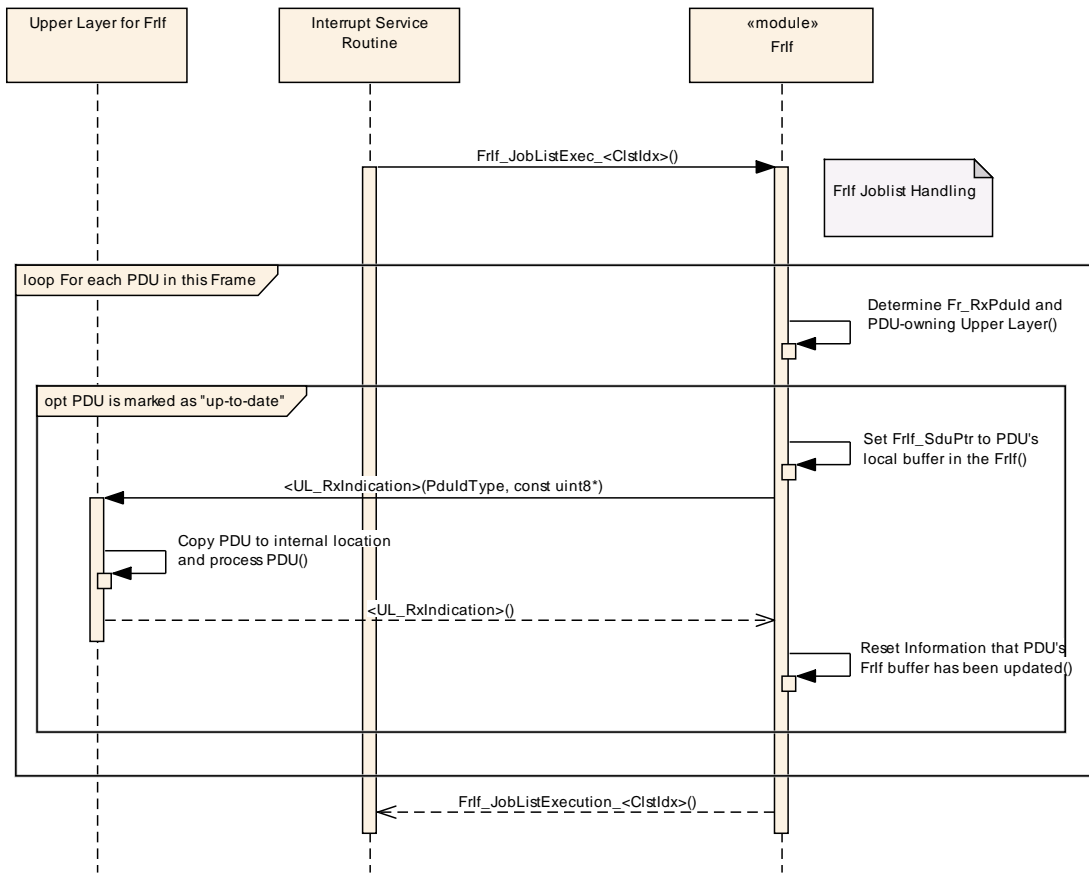


Figure 9-2: TransmitWithDecoupledBufferAccess

9.1.3 ProvideTxConfirmation



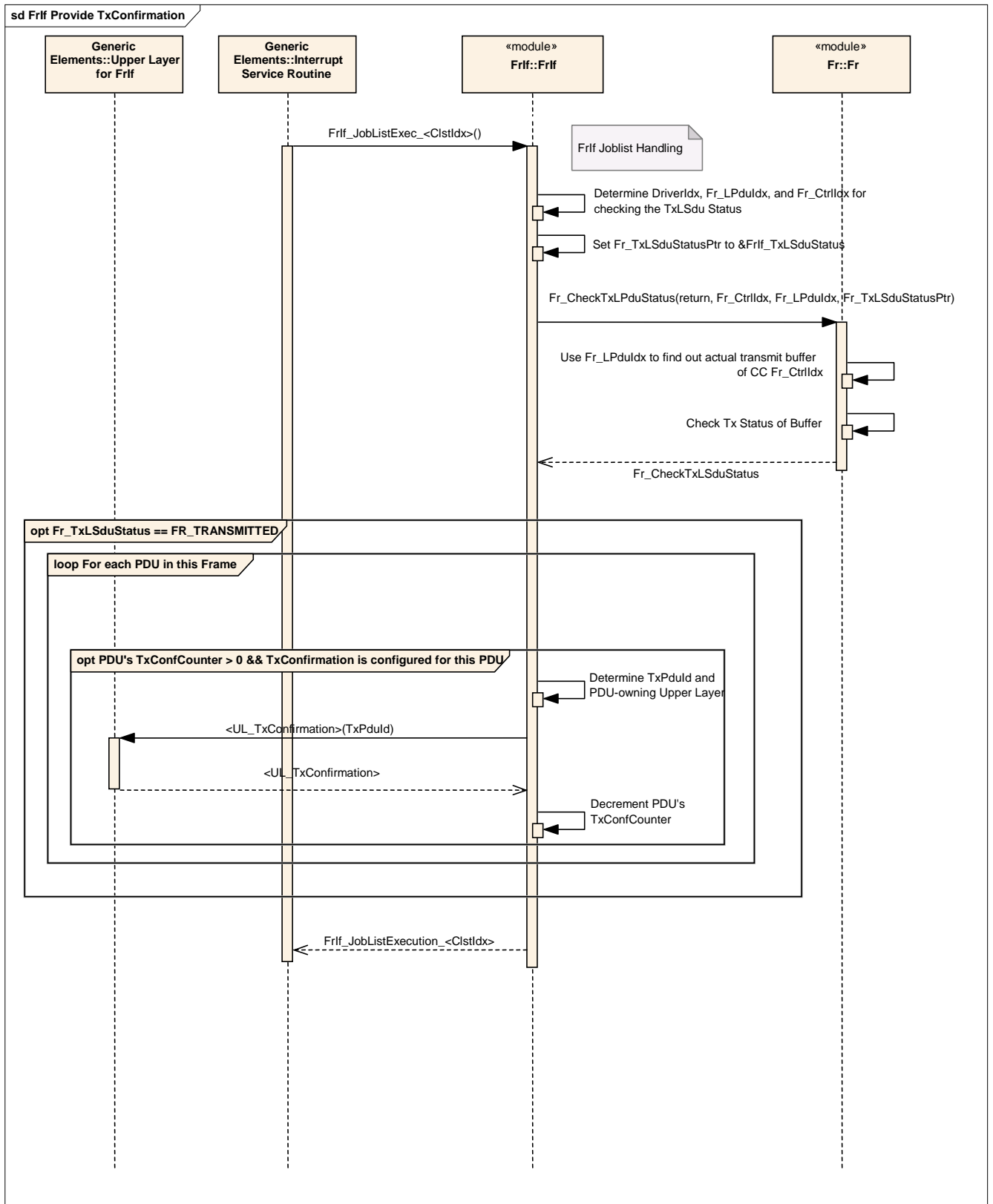


Figure 9-3: ProvideTxConfirmation

9.2 Data Reception

9.2.1 ReceiveAndIndicate

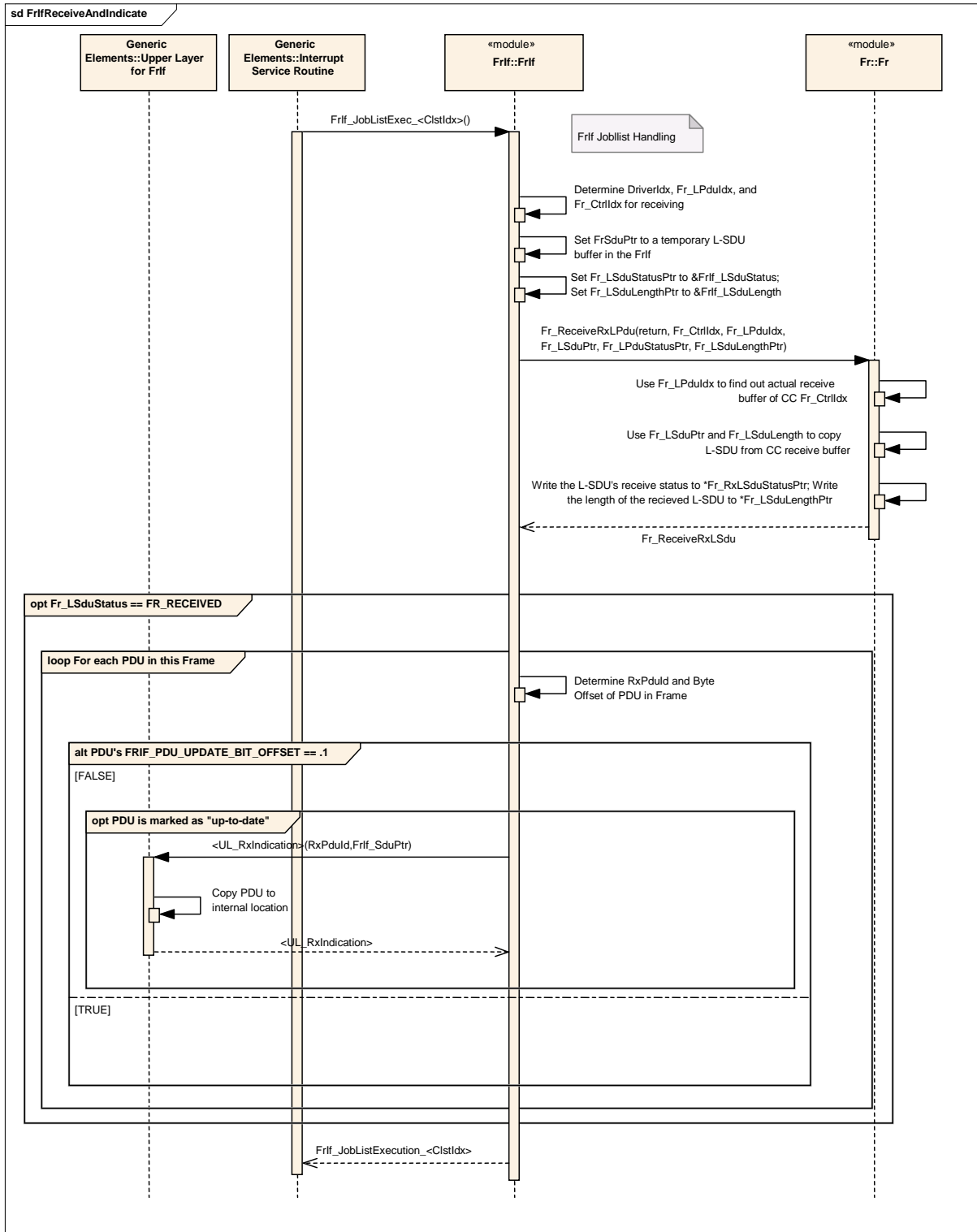


Figure 9-4: ReceiveAndIndicate

9.2.2 ReceiveAndStore

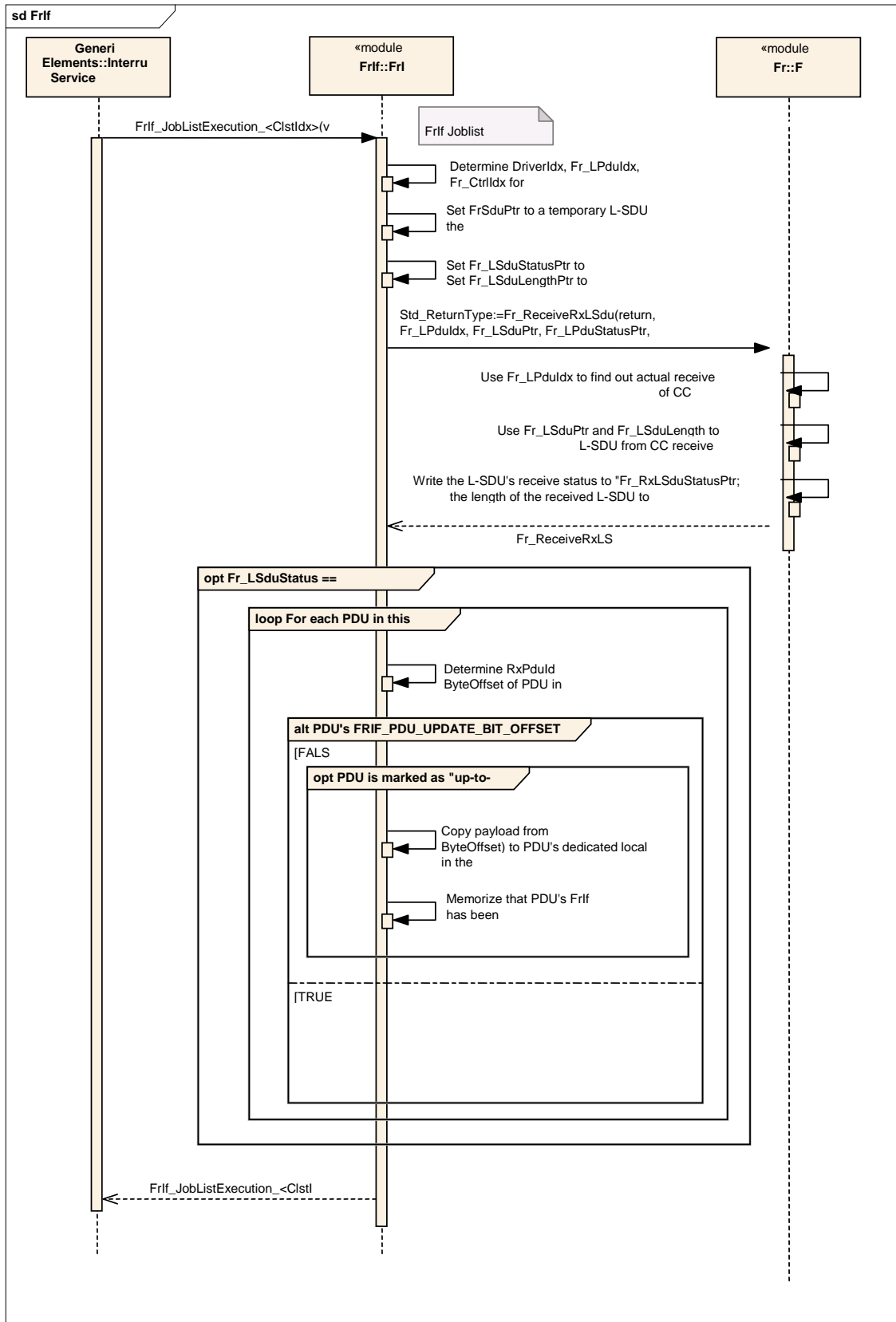


Figure 9-5: ReceiveAndStore

9.2.3 ProvideRxIndication

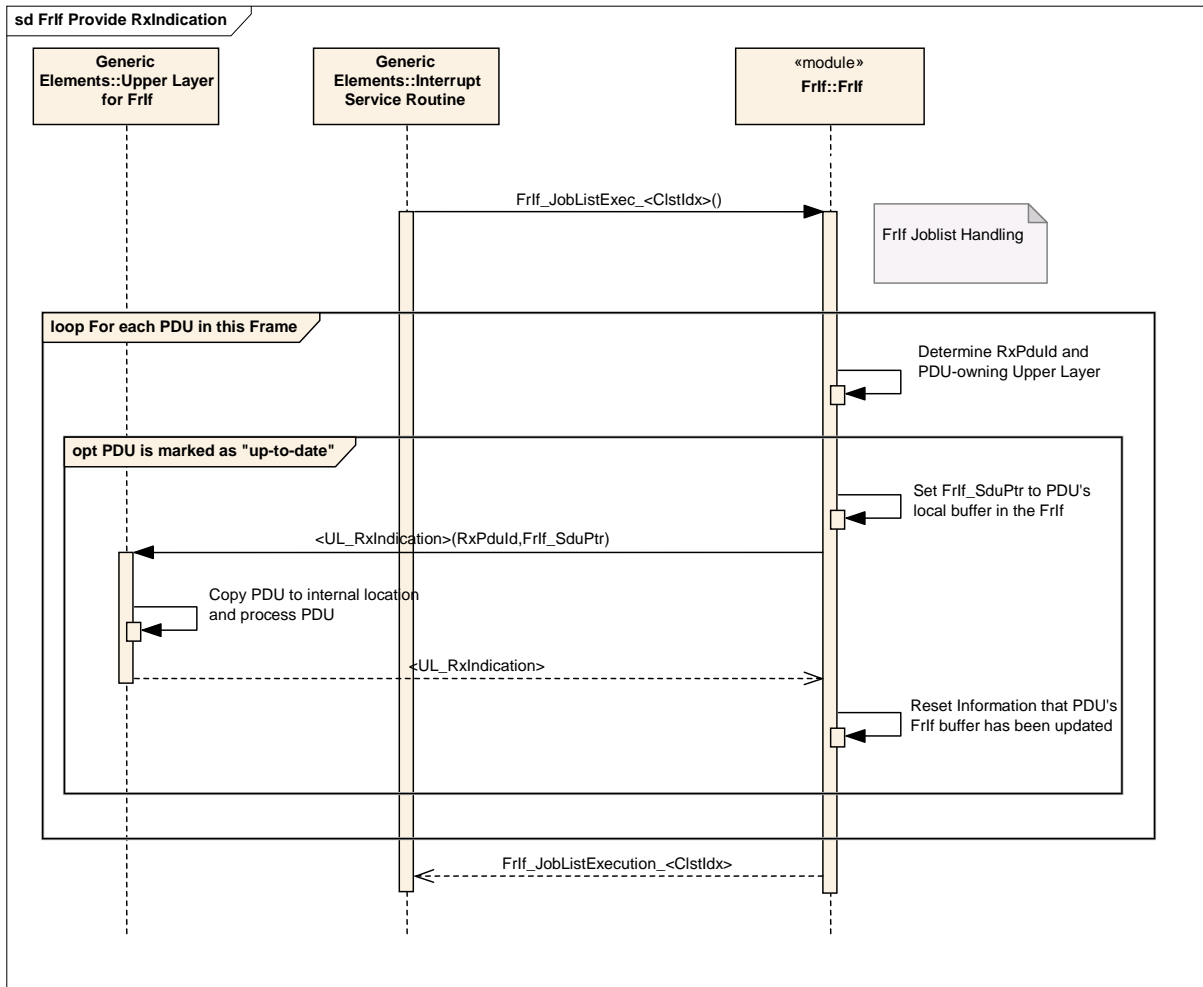


Figure 9-6: ProvideRxIndication

9.2.4 Cancel Transmission

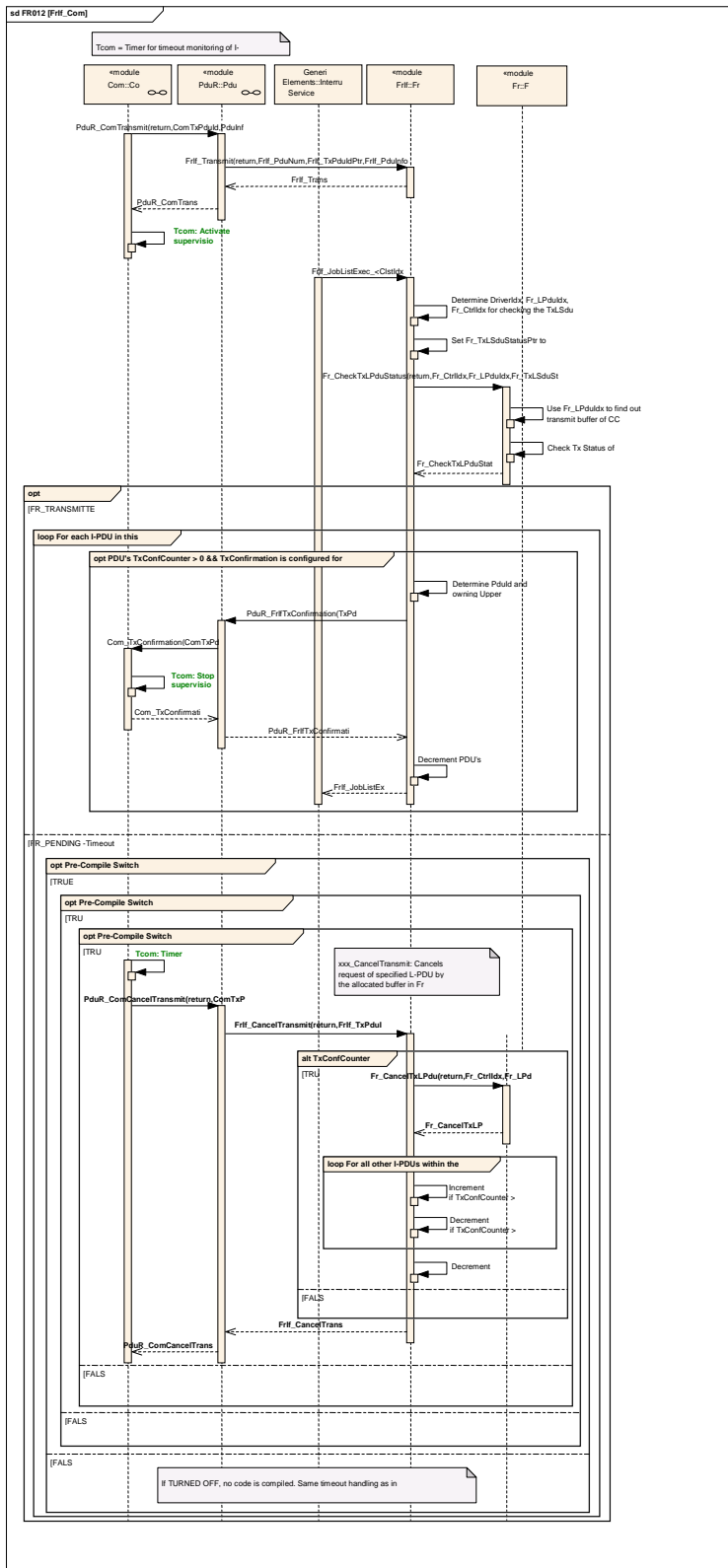


Figure 9-7: Cancel Transmission

9.3 Prepare LPDU

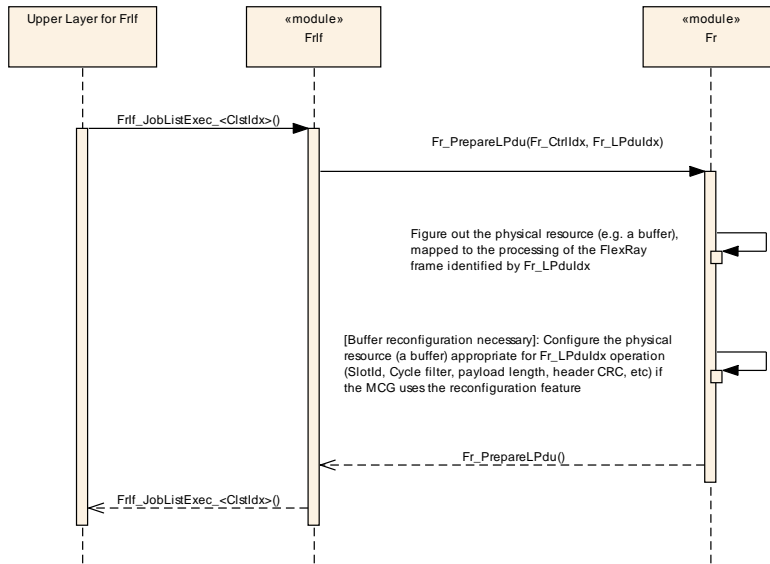


Figure 9-8: Prepare LPdu

10 Configuration Specification

This chapter defines configuration parameters and their clustering into containers. Chapter 10.1 gives information to help understanding the subsequent chapters. Chapter 10.2 specifies the structure (containers) and the parameters of the FlexRay Interface. Chapter 9.3 specifies published information of the FlexRay Interface.

10.1 How to Read this Chapter

For details refer to the chapter 10.1 “Introduction to configuration specification” in *SWS_BSWGeneral*.

10.2 Containers and Configuration Parameters

The following chapters summarize all configuration parameters. The detailed meanings of the parameters are described in chapter 7 and chapter 8

The listed configuration items can be derived from a network description database, which is based on the EcuConfigurationTemplate. The configuration tool has to extract all information to configure the [Frlf](#) module.

Note:

The configuration tool must check the consistency of the configuration at configuration time.

Note:

These dependencies between FlexRay Interface and FlexRay Driver configuration must be provided at configuration time by the configuration tools.

10.2.1 Variants

[SWS_Frlf_05281] [VARIANT-POST-BUILD: All configuration parameters in container ‘FrlfGeneral’ shall be configurable at pre-compile time. All other configuration parameters shall be configurable at post-build-time.] ()

Use case: Object code delivery, selectable configuration

[SWS_Frlf_05282] [VARIANT-PRE-COMPILE: All configuration parameters shall be configurable at pre-compile time.] ()

Use case: Execution time optimizations

[SWS_Frlf_05286] [VARIANT-LINK-TIME: Includes all configuration options of the variant VARIANT-PRE-COMPILE. Additionally all parameters that are marked as link-time configurable with “VARIANT-LINK-TIME“ shall be configurable at link time, for example by linking a special configured parameter object file.] ()

10.2.2 Frlf

SWS Item	ECUC_Frlf_06087 :
Module Name	<i>Frlf</i>
Module Description	Configuration of the Frlf (FlexRay Interface) module.
Post-Build Variant Support	true

Included Containers		
Container Name	Multiplicity	Scope / Dependency
FrlfConfig	1	This container contains the configuration parameters and sub containers of the AUTOSAR Frlf module.
FrlfGeneral	1	This container contains the general configuration parameters of the FlexRay Interface.

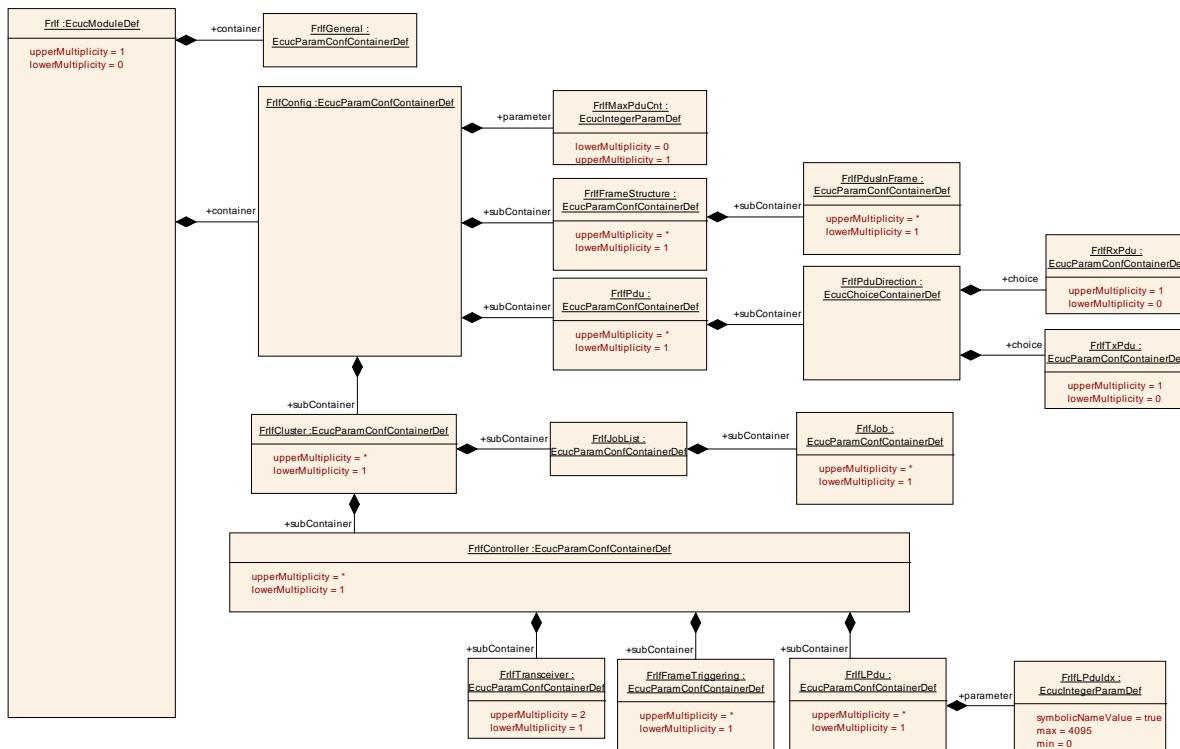


Figure 10-1: FlexRay Interface Module

10.2.3 FrlfGeneral

SWS Item	ECUC_Frlf_05360 :		
Container Name	FrlfGeneral		
Description	This container contains the general configuration parameters of the FlexRay Interface.		
Configuration Parameters			

SWS Item	ECUC_Frlf_06112 :		
Name	FrlfAbsTimerIdx		
Description	Maximum number of supported absolute timers.		
Multiplicity	1		
Type	EcucIntegerParamDef		
Range	1 .. 15		
Default value	--		
Post-Build Variant Value	false		
Value Configuration Class	Pre-compile time	X	All Variants
	Link time	--	
	Post-build time	--	
Scope / Dependency	scope: local		

SWS Item	ECUC_Frlf_06108 :		
Name	FrlfAllSlotsSupport		
Description	Configuration parameter to enable/disable Frlf support to enable/disable of switching from key-slot / single-slot mode to all slot mode.		
Multiplicity	1		
Type	EcucBooleanParamDef		
Default value	--		
Post-Build Variant Value	false		
Value Configuration Class	Pre-compile time	X	All Variants
	Link time	--	
	Post-build time	--	
Scope / Dependency	scope: local		

SWS Item	ECUC_Frlf_00002 :		
Name	FrlfCancelTransmitSupport		
Description	Configuration parameter to enable/disable Frlf support to request the cancellation of the I-PDU transmission to FrDrv.		
Multiplicity	1		
Type	EcucBooleanParamDef		
Default value	--		
Post-Build Variant Value	false		
Value Configuration Class	Pre-compile time	X	All Variants
	Link time	--	
	Post-build time	--	
Scope / Dependency	scope: local		

SWS Item	ECUC_Frlf_06080 :		
Name	FrlfDevErrorDetect		
Description	Switches the Default Error Tracer (Det) detection and notification ON or OFF. <ul style="list-style-type: none"> true: enabled (ON). 		

	<ul style="list-style-type: none"> false: disabled (OFF). 		
Multiplicity	1		
Type	EcucBooleanParamDef		
Default value	--		
Post-Build Variant Value	false		
Value Configuration Class	Pre-compile time	X	All Variants
	Link time	--	
	Post-build time	--	
Scope / Dependency	scope: local		

SWS Item	ECUC_FrIf_06110 :		
Name	FrIfDisableLPduSupport		
Description	Configuration parameter to enable/disable FrIf support to disables the hardware resource of a LPdu for transmission/reception.		
Multiplicity	1		
Type	EcucBooleanParamDef		
Default value	--		
Post-Build Variant Value	false		
Value Configuration Class	Pre-compile time	X	All Variants
	Link time	--	
	Post-build time	--	
Scope / Dependency	scope: local		

SWS Item	ECUC_FrIf_06102 :		
Name	FrIfDisableTransceiverBranchSupport		
Description	Configuration parameter to enable/disable FrIf support to disable branches of an active star.		
Multiplicity	1		
Type	EcucBooleanParamDef		
Default value	--		
Post-Build Variant Value	false		
Value Configuration Class	Pre-compile time	X	All Variants
	Link time	--	
	Post-build time	--	
Scope / Dependency	scope: local		

SWS Item	ECUC_FrIf_06103 :		
Name	FrIfEnableTransceiverBranchSupport		
Description	Configuration parameter to enable/disable FrIf support to enable branches of an active star.		
Multiplicity	1		
Type	EcucBooleanParamDef		
Default value	--		
Post-Build Variant Value	false		
Value Configuration Class	Pre-compile time	X	All Variants
	Link time	--	
	Post-build time	--	
Scope / Dependency	scope: local		

SWS Item	ECUC_FrIf_06118 :		
Name	FrIfFreeOpAApiName		
Description	API name that is called when FREE_OP_A is selected as communication operation. See also chapter 8.8.3 Configurable Interfaces.		
Multiplicity	0..1		
Type	EcucStringParamDef		

Default value	--		
maxLength	--		
minLength	--		
regularExpression	--		
Post-Build Variant Multiplicity	false		
Post-Build Variant Value	false		
Multiplicity Configuration Class	Pre-compile time	X	All Variants
	Link time	--	
	Post-build time	--	
Value Configuration Class	Pre-compile time	X	All Variants
	Link time	--	
	Post-build time	--	
Scope / Dependency	scope: local		

SWS Item	ECUC_Frlf_06119 :		
Name	FrlfFreeOpBApiName		
Description	API name that is called when FREE_OP_B is selected as communication operation. See also chapter 8.8.3 Configurable Interfaces.		
Multiplicity	0..1		
Type	EcucStringParamDef		
Default value	--		
maxLength	--		
minLength	--		
regularExpression	--		
Post-Build Variant Multiplicity	false		
Post-Build Variant Value	false		
Multiplicity Configuration Class	Pre-compile time	X	All Variants
	Link time	--	
	Post-build time	--	
Value Configuration Class	Pre-compile time	X	All Variants
	Link time	--	
	Post-build time	--	
Scope / Dependency	scope: local		

SWS Item	ECUC_Frlf_06120 :		
Name	FrlfFreeOpsHeader		
Description	Defines header file for configurable FREE_OP_A / FREE_OP_B functions.		
Multiplicity	0..1		
Type	EcucStringParamDef		
Default value	--		
maxLength	--		
minLength	--		
regularExpression	--		
Post-Build Variant Multiplicity	false		
Post-Build Variant Value	false		
Multiplicity Configuration Class	Pre-compile time	X	All Variants
	Link time	--	
	Post-build time	--	
Value Configuration Class	Pre-compile time	X	All Variants
	Link time	--	
	Post-build time	--	
Scope / Dependency	scope: local		

SWS Item	ECUC_FrIf_06106 :		
Name	FrIfGetClockCorrectionSupport		
Description	Configuration parameter to enable/disable FrIf support to enable/disable of polling the FlexRay Driver to getting CC clock correction values.		
Multiplicity	1		
Type	EcucBooleanParamDef		
Default value	--		
Post-Build Variant Value	false		
Value Configuration Class	Pre-compile time	X	All Variants
	Link time	--	
	Post-build time	--	
Scope / Dependency	scope: local		

SWS Item	ECUC_FrIf_06105 :		
Name	FrIfGetGetChannelStatusSupport		
Description	Configuration parameter to enable/disable FrIf support to enable/disable of polling the FlexRay Driver to getting error information about the FlexRay communications bus.		
Multiplicity	1		
Type	EcucBooleanParamDef		
Default value	--		
Post-Build Variant Value	false		
Value Configuration Class	Pre-compile time	X	All Variants
	Link time	--	
	Post-build time	--	
Scope / Dependency	scope: local		

SWS Item	ECUC_FrIf_06114 :		
Name	FrIfGetNmVectorSupport		
Description	Configuration parameter to enable/disable FrIf support to request the FlexRay hardware NMVector.		
Multiplicity	1		
Type	EcucBooleanParamDef		
Default value	--		
Post-Build Variant Value	false		
Value Configuration Class	Pre-compile time	X	All Variants
	Link time	--	
	Post-build time	--	
Scope / Dependency	scope: local		

SWS Item	ECUC_FrIf_06104 :		
Name	FrIfGetNumOfStartupFramesSupport		
Description	Configuration parameter to enable/disable FrIf support to enable/disable of polling the FlexRay Driver for the actual number of received startup frames on the bus.		
Multiplicity	1		
Type	EcucBooleanParamDef		
Default value	--		
Post-Build Variant Value	false		
Value Configuration Class	Pre-compile time	X	All Variants
	Link time	--	
	Post-build time	--	
Scope / Dependency	scope: local		

SWS Item	ECUC_FrIf_06107 :		
Name	FrIfGetSyncFrameListSupport		

Description	Configuration parameter to enable/disable FrIf support to enable/disable of polling the FlexRay Driver to getting a list of actual received sync frames.		
Multiplicity	1		
Type	EcucBooleanParamDef		
Default value	--		
Post-Build Variant Value	false		
Value Configuration Class	Pre-compile time	X	All Variants
	Link time	--	
	Post-build time	--	
Scope / Dependency	scope: local		

SWS Item	ECUC_FrIf_06101 :		
Name	FrIfGetTransceiverErrorSupport		
Description	Configuration parameter to enable/disable FrIf support to get the FlexRay Transceiver errors by calling the FlexRay Transceiver module.		
Multiplicity	1		
Type	EcucBooleanParamDef		
Default value	--		
Post-Build Variant Value	false		
Value Configuration Class	Pre-compile time	X	All Variants
	Link time	--	
	Post-build time	--	
Scope / Dependency	scope: local		

SWS Item	ECUC_FrIf_06111 :		
Name	FrIfGetWakeupRxStatusSupport		
Description	Configuration parameter to enable/disable FrIf support to get the wakeup received information from the FlexRay controller.		
Multiplicity	1		
Type	EcucBooleanParamDef		
Default value	--		
Post-Build Variant Value	false		
Value Configuration Class	Pre-compile time	X	All Variants
	Link time	--	
	Post-build time	--	
Scope / Dependency	scope: local		

SWS Item	ECUC_FrIf_06081 :		
Name	FrIfNumClstSupported		
Description	Maximum number of FlexRay Clusters that the FlexRay Interface supports.		
Multiplicity	1		
Type	EcucIntegerParamDef		
Range	1 .. 15		
Default value	--		
Post-Build Variant Value	false		
Value Configuration Class	Pre-compile time	X	All Variants
	Link time	--	
	Post-build time	--	
Scope / Dependency	scope: local		

SWS Item	ECUC_FrIf_06082 :		
Name	FrIfNumCtrlSupported		
Description	Maximum number of FlexRay CCs that the FlexRay Interface supports		
Multiplicity	1		
Type	EcucIntegerParamDef		
Range	1 .. 15		

Default value	--		
Post-Build Variant Value	false		
Value Configuration Class	Pre-compile time	X	All Variants
	Link time	--	
	Post-build time	--	
Scope / Dependency	scope: local		

SWS Item	ECUC_Frlf_06116 :		
Name	FrlfPublicCddHeaderFile		
Description	Defines header files for callback functions which shall be included in case of CDDs. Range of characters is 1.. 32.		
Multiplicity	0..*		
Type	EcucStringParamDef		
Default value	--		
maxLength	--		
minLength	--		
regularExpression	--		
Post-Build Variant Multiplicity	false		
Post-Build Variant Value	false		
Multiplicity Configuration Class	Pre-compile time	X	All Variants
	Link time	--	
	Post-build time	--	
Value Configuration Class	Pre-compile time	X	All Variants
	Link time	--	
	Post-build time	--	
Scope / Dependency	scope: local		

SWS Item	ECUC_Frlf_06117 :		
Name	FrlfReadCCConfigApi		
Description	Configuration parameter to enable/disable the optional Frlf_ReadCCConfig API.		
Multiplicity	1		
Type	EcucBooleanParamDef		
Default value	--		
Post-Build Variant Value	false		
Value Configuration Class	Pre-compile time	X	All Variants
	Link time	--	
	Post-build time	--	
Scope / Dependency	scope: local		

SWS Item	ECUC_Frlf_06109 :		
Name	FrlfReconfigLPduSupport		
Description	Configuration parameter to enable/disable Frlf support to enable/disable the reconfiguration of a given LPdu according to the parameters (FrameId, Channel, CycleRepetition, CycleOffset, PayloadLength, HeaderCRC) at runtime.		
Multiplicity	1		
Type	EcucBooleanParamDef		
Default value	--		
Post-Build Variant Value	false		
Value Configuration Class	Pre-compile time	X	All Variants
	Link time	--	
	Post-build time	--	
Scope / Dependency	scope: local		

SWS Item	ECUC_FrIf_00001 :		
Name	FrIfUnusedBitValue		
Description	Set unused bits to a defined value.		
Multiplicity	0..1		
Type	EcucIntegerParamDef		
Range	0 .. 1		
Default value	--		
Post-Build Variant Multiplicity	false		
Post-Build Variant Value	false		
Multiplicity Configuration Class	Pre-compile time	X	All Variants
	Link time	--	
	Post-build time	--	
Value Configuration Class	Pre-compile time	X	All Variants
	Link time	--	
	Post-build time	--	
Scope / Dependency	scope: local		

SWS Item	ECUC_FrIf_06083 :		
Name	FrIfVersionInfoApi		
Description	Enables/disables the existence of the FrIf_GetVersionInfo() API service true: FrIf_GetVersionInfo() API service exists false: FrIf_GetVersionInfo() API service does not exist		
Multiplicity	1		
Type	EcucBooleanParamDef		
Default value	--		
Post-Build Variant Value	false		
Value Configuration Class	Pre-compile time	X	All Variants
	Link time	--	
	Post-build time	--	
Scope / Dependency	scope: local		

No Included Containers

10.2.4 FrIfCluster

SWS Item	ECUC_FrIf_05366 :		
Container Name	FrIfCluster		
Description	This container specifies a FrIf Cluster and all related data which is required to enable communication of the Cluster. A Cluster may consist of more than one Controller.		
Post-Build Variant Multiplicity	false		
Multiplicity Configuration Class	Pre-compile time	X	VARIANT-PRE-COMPILE, VARIANT-LINK-TIME, VARIANT-POST-BUILD
	Link time	--	
	Post-build time	--	
Configuration Parameters			

SWS Item	ECUC_FrIf_06002 :		
Name	FrIfClstIdx		
Description	This parameter provides a zero-based consecutive index of the FlexRay Clusters. Upper layer BSW modules and the FrIf itself use this index to		

	Identify a FlexRay Cluster.		
Multiplicity	1		
Type	EcucIntegerParamDef (Symbolic Name generated for this parameter)		
Range	0 .. 63		
Default value	--		
Post-Build Variant Value	false		
Value Configuration Class	Pre-compile time	X	All Variants
	Link time	--	
	Post-build time	--	
Scope / Dependency	scope: local		

SWS Item	ECUC_FrIf_0003 :		
Name	FrIfDetectNITError		
Description	Indicates whether NIT error status of each cluster shall be detected or not.		
Multiplicity	1		
Type	EcucBooleanParamDef		
Default value	--		
Post-Build Variant Value	true		
Value Configuration Class	Pre-compile time	X	VARIANT-PRE-COMPILE
	Link time	X	VARIANT-LINK-TIME
	Post-build time	X	VARIANT-POST-BUILD
Scope / Dependency	scope: local		

SWS Item	ECUC_FrIf_06006 :		
Name	FrIfGChannels		
Description	The channels that are used by the cluster. Implementation Type: Fr_ChannelType		
Multiplicity	1		
Type	EcucEnumerationParamDef		
Range	FR_CHANNEL_A	Cluster uses channel A	
	FR_CHANNEL_AB	Cluster uses channel A and B Implementation Type: Fr_ChannelType	
	FR_CHANNEL_B	Cluster uses channel B	
Post-Build Variant Value	true		
Value Configuration Class	Pre-compile time	X	VARIANT-PRE-COMPILE
	Link time	X	VARIANT-LINK-TIME
	Post-build time	X	VARIANT-POST-BUILD
Scope / Dependency	scope: local		

SWS Item	ECUC_FrIf_06008 :		
Name	FrIfGColdStartAttempts		
Description	Maximum number of times a node in the cluster is permitted to attempt to start the cluster by initiating schedule synchronization		
Multiplicity	1		
Type	EcucIntegerParamDef		
Range	2 .. 31		
Default value	--		
Post-Build Variant Value	true		
Value Configuration Class	Pre-compile time	X	VARIANT-PRE-COMPILE
	Link time	X	VARIANT-LINK-TIME
	Post-build time	X	VARIANT-POST-BUILD
Scope / Dependency	scope: local		

SWS Item	ECUC_FrIf_06086 :		
-----------------	--------------------------	--	--

Name	FrlfGCycleCountMax		
Description	Maximum cycle counter value in a given cluster. Remark: Set to 63 for FlexRay Protocol 2.1 Rev. A compliance.		
Multiplicity	1		
Type	EcucIntegerParamDef		
Range	7 .. 63		
Default value	--		
Post-Build Variant Value	true		
Value Configuration Class	Pre-compile time	X	VARIANT-PRE-COMPILE
	Link time	X	VARIANT-LINK-TIME
	Post-build time	X	VARIANT-POST-BUILD
Scope / Dependency	scope: local		

SWS Item	ECUC_Frlf_06009 :		
Name	FrlfGListenNoise		
Description	Upper limit for the start up listen timeout and wake up listen timeout in the presence of noise. It is used as a multiplier of the node parameter pdListenTimeout.		
Multiplicity	1		
Type	EcucIntegerParamDef		
Range	2 .. 16		
Default value	--		
Post-Build Variant Value	true		
Value Configuration Class	Pre-compile time	X	VARIANT-PRE-COMPILE
	Link time	X	VARIANT-LINK-TIME
	Post-build time	X	VARIANT-POST-BUILD
Scope / Dependency	scope: local		

SWS Item	ECUC_Frlf_06010 :		
Name	FrlfGMacroPerCycle		
Description	Number of macroticks in a communication cycle. Note: Lower limit 10 for FlexRay Protocol 2.1 Rev. A compliance		
Multiplicity	1		
Type	EcucIntegerParamDef		
Range	8 .. 16000		
Default value	--		
Post-Build Variant Value	true		
Value Configuration Class	Pre-compile time	X	VARIANT-PRE-COMPILE
	Link time	X	VARIANT-LINK-TIME
	Post-build time	X	VARIANT-POST-BUILD
Scope / Dependency	scope: local		

SWS Item	ECUC_Frlf_06011 :		
Name	FrlfGMaxWithoutClockCorrectFatal		
Description	Threshold used for testing the vClockCorrectionFailed counter. Defines the number of consecutive even/odd Cycle pairs with missing clock correction terms that will cause the protocol to transition from the POC:normal active or POC:normal passive state into the POC:halt state. [Even/odd cycle pairs].		
Multiplicity	1		
Type	EcucIntegerParamDef		
Range	1 .. 15		
Default value	--		
Post-Build Variant Value	true		
Value Configuration Class	Pre-compile time	X	VARIANT-PRE-COMPILE
	Link time	X	VARIANT-LINK-TIME

	Post-build time	X	VARIANT-POST-BUILD
Scope / Dependency	scope: local		

SWS Item	ECUC_FrIf_06012 :		
Name	FrlfGMaxWithoutClockCorrectPassive		
Description	Threshold used for testing the vClockCorrectionFailed counter. Defines the number of consecutive even/odd Cycle pairs with missing clock correction terms that will cause the protocol to transition from the POC:normal active state to the POC:normal passive state. [Even/Odd cycle pairs]		
Multiplicity	1		
Type	EcucIntegerParamDef		
Range	1 .. 15		
Default value	--		
Post-Build Variant Value	true		
Value Configuration Class	Pre-compile time	X	VARIANT-PRE-COMPILE
	Link time	X	VARIANT-LINK-TIME
	Post-build time	X	VARIANT-POST-BUILD
Scope / Dependency	scope: local		

SWS Item	ECUC_FrIf_06013 :		
Name	FrlfGNetworkManagementVectorLength		
Description	Length of the Network Management vector in a cluster [bytes]		
Multiplicity	1		
Type	EcucIntegerParamDef		
Range	0 .. 12		
Default value	--		
Post-Build Variant Value	true		
Value Configuration Class	Pre-compile time	X	VARIANT-PRE-COMPILE
	Link time	X	VARIANT-LINK-TIME
	Post-build time	X	VARIANT-POST-BUILD
Scope / Dependency	scope: local		

SWS Item	ECUC_FrIf_06014 :		
Name	FrlfGNumberOfMinislots		
Description	Number of minislots in the dynamic segment Remark: Upper limit 7986 for FlexRay Protocol 2.1 Rev. A compliance		
Multiplicity	1		
Type	EcucIntegerParamDef		
Range	0 .. 7988		
Default value	--		
Post-Build Variant Value	true		
Value Configuration Class	Pre-compile time	X	VARIANT-PRE-COMPILE
	Link time	X	VARIANT-LINK-TIME
	Post-build time	X	VARIANT-POST-BUILD
Scope / Dependency	scope: local		

SWS Item	ECUC_FrIf_06015 :		
Name	FrlfGNumberOfStaticSlots		
Description	Number of static slots in the static segment		
Multiplicity	1		
Type	EcucIntegerParamDef		
Range	2 .. 1023		
Default value	--		
Post-Build Variant Value	true		
Value Configuration Class	Pre-compile time	X	VARIANT-PRE-COMPILE
	Link time	X	VARIANT-LINK-TIME

	Post-build time	X	VARIANT-POST-BUILD
Scope / Dependency	scope: local		

SWS Item	ECUC_FrIf_06018 :		
Name	FrlfGPayloadLengthStatic		
Description	Payload length of a static frame [16 bit words]		
Multiplicity	1		
Type	EcucIntegerParamDef		
Range	0 .. 127		
Default value	--		
Post-Build Variant Value	true		
Value Configuration Class	Pre-compile time	X	VARIANT-PRE-COMPILE
	Link time	X	VARIANT-LINK-TIME
	Post-build time	X	VARIANT-POST-BUILD
Scope / Dependency	scope: local		

SWS Item	ECUC_FrIf_06019 :		
Name	FrlfGSyncFrameIDCountMax		
Description	Maximum number of distinct syncframe identifiers present in a given cluster. This parameter maps to FlexRay Protocol 2.1 Rev. A parameter gSyncNodeMax.		
Multiplicity	1		
Type	EcucIntegerParamDef		
Range	2 .. 15		
Default value	--		
Post-Build Variant Value	true		
Value Configuration Class	Pre-compile time	X	VARIANT-PRE-COMPILE
	Link time	X	VARIANT-LINK-TIME
	Post-build time	X	VARIANT-POST-BUILD
Scope / Dependency	scope: local		

SWS Item	ECUC_FrIf_06020 :		
Name	FrlfGdActionPointOffset		
Description	Number of macroticks the action point is offset from the beginning of a static slot.		
Multiplicity	1		
Type	EcucIntegerParamDef		
Range	1 .. 63		
Default value	--		
Post-Build Variant Value	true		
Value Configuration Class	Pre-compile time	X	VARIANT-PRE-COMPILE
	Link time	X	VARIANT-LINK-TIME
	Post-build time	X	VARIANT-POST-BUILD
Scope / Dependency	scope: ECU		

SWS Item	ECUC_FrIf_06021 :		
Name	FrlfGdBit		
Description	Nominal bit time in seconds		
Multiplicity	1		
Type	EcucEnumerationParamDef		
Range	T100NS	--	
	T200NS	--	
	T400NS	--	
Post-Build Variant Value	true		
Value	Pre-compile time	X	VARIANT-PRE-COMPILE

Configuration Class	Link time	X	VARIANT-LINK-TIME
	Post-build time	X	VARIANT-POST-BUILD
Scope / Dependency	scope: local		

SWS Item	ECUC_FrIf_06024 :		
Name	FrIfGdCasRxLowMax		
Description	Upper limit of the CAS acceptance windows [gdBit] Remark: Range 67 to 99 for FlexRay Protocol 2.1 Rev. A compliance		
Multiplicity	1		
Type	EcucIntegerParamDef		
Range	28 .. 254		
Default value	--		
Post-Build Variant Value	true		
Value Configuration Class	Pre-compile time	X	VARIANT-PRE-COMPILE
	Link time	X	VARIANT-LINK-TIME
	Post-build time	X	VARIANT-POST-BUILD
Scope / Dependency	scope: local		

SWS Item	ECUC_FrIf_06025 :		
Name	FrIfGdCycle		
Description	Length of the cycle, expressed in [s] Remark: Lower limit 0.000024 for FlexRay Protocol 3.0 compliance.		
Multiplicity	1		
Type	EcucFloatParamDef		
Range	2.4E-5 .. 0.016		
Default value	--		
Post-Build Variant Value	true		
Value Configuration Class	Pre-compile time	X	VARIANT-PRE-COMPILE
	Link time	X	VARIANT-LINK-TIME
	Post-build time	X	VARIANT-POST-BUILD
Scope / Dependency	scope: local		

SWS Item	ECUC_FrIf_06026 :		
Name	FrIfGdDynamicSlotIdlePhase		
Description	Duration of the idle phase within a dynamic slot [Minislots].		
Multiplicity	1		
Type	EcucIntegerParamDef		
Range	0 .. 2		
Default value	--		
Post-Build Variant Value	true		
Value Configuration Class	Pre-compile time	X	VARIANT-PRE-COMPILE
	Link time	X	VARIANT-LINK-TIME
	Post-build time	X	VARIANT-POST-BUILD
Scope / Dependency	scope: local		

SWS Item	ECUC_FrIf_00012 :		
Name	FrIfGdIgnoreAfterTx		
Description	Duration for which the bitstrobing is paused after transmission [gdBit]. Remark: Set to 0 for FlexRay Protocol 2.1 Rev. A compliance.		
Multiplicity	1		
Type	EcucIntegerParamDef		
Range	0 .. 15		
Default value	--		
Post-Build Variant Value	true		
Value Configuration Class	Pre-compile time	X	VARIANT-PRE-COMPILE

	Link time	X	VARIANT-LINK-TIME
	Post-build time	X	VARIANT-POST-BUILD
Scope / Dependency	scope: local		

SWS Item	ECUC_FrIf_06027 :		
Name	FrIfGdMacrotick		
Description	Duration of the cluster wide nominal macrotick, expressed in s		
Multiplicity	1		
Type	EcucFloatParamDef		
Range	1E-6 .. 6E-6		
Default value	--		
Post-Build Variant Value	true		
Value Configuration Class	Pre-compile time	X	VARIANT-PRE-COMPILE
	Link time	X	VARIANT-LINK-TIME
	Post-build time	X	VARIANT-POST-BUILD
Scope / Dependency	scope: local		

SWS Item	ECUC_FrIf_06032 :		
Name	FrIfGdMiniSlotActionPointOffset		
Description	Number of Macroticks the Minislot action point is offset from the beginning of a Minislot [Macroticks].		
Multiplicity	1		
Type	EcucIntegerParamDef		
Range	1 .. 31		
Default value	--		
Post-Build Variant Value	true		
Value Configuration Class	Pre-compile time	X	VARIANT-PRE-COMPILE
	Link time	X	VARIANT-LINK-TIME
	Post-build time	X	VARIANT-POST-BUILD
Scope / Dependency	scope: local		

SWS Item	ECUC_FrIf_06033 :		
Name	FrIfGdMinislot		
Description	Duration of a minislot [Macroticks]		
Multiplicity	1		
Type	EcucIntegerParamDef		
Range	2 .. 63		
Default value	--		
Post-Build Variant Value	true		
Value Configuration Class	Pre-compile time	X	VARIANT-PRE-COMPILE
	Link time	X	VARIANT-LINK-TIME
	Post-build time	X	VARIANT-POST-BUILD
Scope / Dependency	scope: ECU		

SWS Item	ECUC_FrIf_06034 :		
Name	FrIfGdNit		
Description	Duration of the Network Idle Time [Macroticks] Remark: Upper limit 805 for FlexRay Protocol 2.1 Rev. A compliance.		
Multiplicity	1		
Type	EcucIntegerParamDef		
Range	2 .. 15978		
Default value	--		
Post-Build Variant Value	true		
Value Configuration Class	Pre-compile time	X	VARIANT-PRE-COMPILE
	Link time	X	VARIANT-LINK-TIME
	Post-build time	X	VARIANT-POST-BUILD

Scope / Dependency	scope: local
---------------------------	--------------

SWS Item	ECUC_FrIf_06035 :		
Name	FrlfGdSampleClockPeriod		
Description	Sample clock period		
Multiplicity	1		
Type	EcucEnumerationParamDef		
Range	T12_5NS		--
	T25NS		--
	T50NS		--
Post-Build Variant Value	true		
Value Configuration Class	Pre-compile time	X	VARIANT-PRE-COMPILE
	Link time	X	VARIANT-LINK-TIME
	Post-build time	X	VARIANT-POST-BUILD
Scope / Dependency	scope: local		

SWS Item	ECUC_FrIf_06036 :		
Name	FrlfGdStaticSlot		
Description	Duration of a static slot [Macroticks]. Remark: Range 4-661 for FlexRay Protocol 2.1 Rev. A compliance.		
Multiplicity	1		
Type	EcucIntegerParamDef		
Range	3 .. 664		
Default value	--		
Post-Build Variant Value	true		
Value Configuration Class	Pre-compile time	X	VARIANT-PRE-COMPILE
	Link time	X	VARIANT-LINK-TIME
	Post-build time	X	VARIANT-POST-BUILD
Scope / Dependency	scope: local		

SWS Item	ECUC_FrIf_06037 :		
Name	FrlfGdSymbolWindow		
Description	Duration of the symbol window [Macroticks]. Remark: Range 0-142 for FlexRay Protocol 2.1 Rev. A compliance.		
Multiplicity	1		
Type	EcucIntegerParamDef		
Range	0 .. 162		
Default value	--		
Post-Build Variant Value	true		
Value Configuration Class	Pre-compile time	X	VARIANT-PRE-COMPILE
	Link time	X	VARIANT-LINK-TIME
	Post-build time	X	VARIANT-POST-BUILD
Scope / Dependency	scope: local		

SWS Item	ECUC_FrIf_00011 :		
Name	FrlfGdSymbolWindowActionPointOffset		
Description	Number of macroticks the action point offset is from the beginning of the symbol window [Macroticks]. Remark: Set to GdActionPointOffset for FlexRay Protocol 2.1 Rev. A compliance.		
Multiplicity	1		
Type	EcucIntegerParamDef		
Range	1 .. 63		
Default value	--		

Post-Build Variant Value	true		
Value Configuration Class	Pre-compile time	X	VARIANT-PRE-COMPILE
	Link time	X	VARIANT-LINK-TIME
	Post-build time	X	VARIANT-POST-BUILD
Scope / Dependency	scope: local		

SWS Item	ECUC_FrIf_06038 :		
Name	FrlfGdTSSTransmitter		
Description	Number of bits in the Transmission Start Sequence [gdBits]. Remark: Lower limit 3 for FlexRay Protocol 2.1 Rev. A compliance.		
Multiplicity	1		
Type	EcucIntegerParamDef		
Range	1 .. 15		
Default value	--		
Post-Build Variant Value	true		
Value Configuration Class	Pre-compile time	X	VARIANT-PRE-COMPILE
	Link time	X	VARIANT-LINK-TIME
	Post-build time	X	VARIANT-POST-BUILD
Scope / Dependency	scope: local		

SWS Item	ECUC_FrIf_06039 :		
Name	FrlfGdWakeupRxIdle		
Description	Number of bits used by the node to test the duration of the 'idle' or HIGH phase of a received wakeup [gdBit]. Remarks: This parameter maps to FlexRay Protocol 2.1 Rev. A parameter gdWakeupSymbolRxIdle. Lower limit 14 for FlexRay Protocol 2.1 Rev. A compliance.		
Multiplicity	1		
Type	EcucIntegerParamDef		
Range	8 .. 59		
Default value	--		
Post-Build Variant Value	true		
Value Configuration Class	Pre-compile time	X	VARIANT-PRE-COMPILE
	Link time	X	VARIANT-LINK-TIME
	Post-build time	X	VARIANT-POST-BUILD
Scope / Dependency	scope: local		

SWS Item	ECUC_FrIf_06040 :		
Name	FrlfGdWakeupRxLow		
Description	Number of bits used by the node to test the duration of the LOW phase of a received wakeup [gdBit]. Remarks: This parameter maps to FlexRay Protocol 2.1 Rev. A parameter gdWakeupSymbolRxLow. Lower limit 11 for FlexRay Protocol 2.1 Rev. A compliance.		
Multiplicity	1		
Type	EcucIntegerParamDef		
Range	8 .. 59		
Default value	--		
Post-Build Variant Value	true		
Value Configuration Class	Pre-compile time	X	VARIANT-PRE-COMPILE
	Link time	X	VARIANT-LINK-TIME
	Post-build time	X	VARIANT-POST-BUILD
Scope / Dependency	scope: local		

SWS Item	ECUC_FrIf_06041 :		
Name	FrlfGdWakeupRxWindow		
Description	The size of the window used to detect wakeups [gdBit].		

	Remarks: This parameter maps to FlexRay Protocol 2.1 Rev. A parameter gdWakeupSymbolRxWindow. Upper limit 301 for FlexRay Protocol 2.1 Rev. A compliance.		
Multiplicity	1		
Type	EcucIntegerParamDef		
Range	76 .. 485		
Default value	--		
Post-Build Variant Value	true		
Value Configuration Class	Pre-compile time	X	VARIANT-PRE-COMPILE
	Link time	X	VARIANT-LINK-TIME
	Post-build time	X	VARIANT-POST-BUILD
Scope / Dependency	scope: local		

SWS Item	ECUC_Frlf_06043 :		
Name	FrlfGdWakeupTxActive		
Description	Number of bits used by the node to transmit the LOW phase of awakeup symbol and the HIGH and LOW phases of a WUDOP [gdBit]. Remarks: This parameter maps to FlexRay Protocol 2.1 Rev. A parameter gdWakeupSymbolTxLow.		
Multiplicity	1		
Type	EcucIntegerParamDef		
Range	15 .. 60		
Default value	--		
Post-Build Variant Value	true		
Value Configuration Class	Pre-compile time	X	VARIANT-PRE-COMPILE
	Link time	X	VARIANT-LINK-TIME
	Post-build time	X	VARIANT-POST-BUILD
Scope / Dependency	scope: local		

SWS Item	ECUC_Frlf_06042 :		
Name	FrlfGdWakeupTxIdle		
Description	Number of bits used by the node to transmit the 'idle' part of a wakeup symbol [gdBit]. Remarks: This parameter maps to FlexRay Protocol 2.1 Rev. A parameter gdWakeupSymbolTxIdle.		
Multiplicity	1		
Type	EcucIntegerParamDef		
Range	45 .. 180		
Default value	--		
Post-Build Variant Value	true		
Value Configuration Class	Pre-compile time	X	VARIANT-PRE-COMPILE
	Link time	X	VARIANT-LINK-TIME
	Post-build time	X	VARIANT-POST-BUILD
Scope / Dependency	scope: local		

SWS Item	ECUC_Frlf_06003 :		
Name	FrlfMainFunctionPeriod		
Description	The execution cycle of the Frlf_MainFunction_<cluster>() in seconds. The Frlf does not require this information but the BSW scheduler, which invokes the cluster main functions, needs it in order to plan its tasks.		
Multiplicity	1		
Type	EcucFloatParamDef		
Range	0 .. INF		
Default value	--		
Post-Build Variant Value	false		
Value Configuration Class	Pre-compile time	X	VARIANT-PRE-COMPILE

	Link time	X	VARIANT-LINK-TIME, VARIANT-POST-BUILD
	Post-build time	--	
Scope / Dependency	scope: local		

SWS Item	ECUC_FrIf_00004 :		
Name	FrlfSafetyMargin		
Description	Additional timespan in macroticks which takes jitter into account to be able to set the JobListPointer to the next possible job which can be executed in case the FlexRay Job List Execution Function has be resynchronized.		
Multiplicity	1		
Type	EcucIntegerParamDef		
Range	0 .. 1024000		
Default value	--		
Post-Build Variant Value	true		
Value Configuration Class	Pre-compile time	X	VARIANT-PRE-COMPILE
	Link time	X	VARIANT-LINK-TIME
	Post-build time	X	VARIANT-POST-BUILD
Scope / Dependency	scope: local		

Included Containers		
Container Name	Multiplicity	Scope / Dependency
FrlfClusterDemEventParameterRefs	0..1	Container for the references to DemEventParameter elements which shall be invoked using the API Dem_ReportErrorStatus API in case the corresponding error occurs. The EventId is taken from the referenced DemEventParameter's DemEventId value. The standardized errors are provided in the container and can be extended by vendor specific error references.
FrlfController	1..*	This container contains the configuration of FlexRay CC.
FrlfJobList	1	This container specifies a list of all FlexRay Jobs of the Cluster to be performed by Frlf_JobListExec_<ClstIdx>().

10.2.5 FrlfController

SWS Item	ECUC_FrIf_05363 :		
Container Name	FrlfController		
Description	This container contains the configuration of FlexRay CC.		
Post-Build Variant Multiplicity	false		
Multiplicity Configuration Class	Pre-compile time	X	VARIANT-PRE-COMPILE, VARIANT-LINK-TIME, VARIANT-POST-BUILD
	Link time	--	
	Post-build time	--	
Configuration Parameters			

SWS Item	ECUC_FrIf_06045 :		
Name	FrlfCtrlIdx		
Description	This parameter provides a zero-based consecutive index of the FlexRay Communication Controllers. Upper layer BSW modules and the Frlf itself use this index to identify a FlexRay CC.		

Multiplicity	1		
Type	EcucIntegerParamDef (Symbolic Name generated for this parameter)		
Range	0 .. 31		
Default value	--		
Post-Build Variant Value	false		
Value Configuration Class	Pre-compile time	X	All Variants
	Link time	--	
	Post-build time	--	
Scope / Dependency	scope: ECU		

SWS Item	ECUC_Frlf_06044 :		
Name	FrlfFrCtrlRef		
Description	Reference to a Controller, which is handled by a specific Driver. This reference is unique for the ECU.		
Multiplicity	1		
Type	Symbolic name reference to [FrController]		
Post-Build Variant Value	true		
Value Configuration Class	Pre-compile time	X	VARIANT-PRE-COMPILE
	Link time	X	VARIANT-LINK-TIME
	Post-build time	X	VARIANT-POST-BUILD
Scope / Dependency	scope: ECU		

Included Containers		
Container Name	Multiplicity	Scope / Dependency
FrlfFrameTriggering	1..*	A Frame triggering contains the communication parameters of the FlexRay Frame as well as a reference to the Frame Construction Plan.
FrlfLPdu	1..*	Reference to a L-PDU index
FrlfTransceiver	1..2	Up to two FlexRay Transceivers may connect a Controller to a Cluster. This container realizes a Controller-Transceiver assignment.

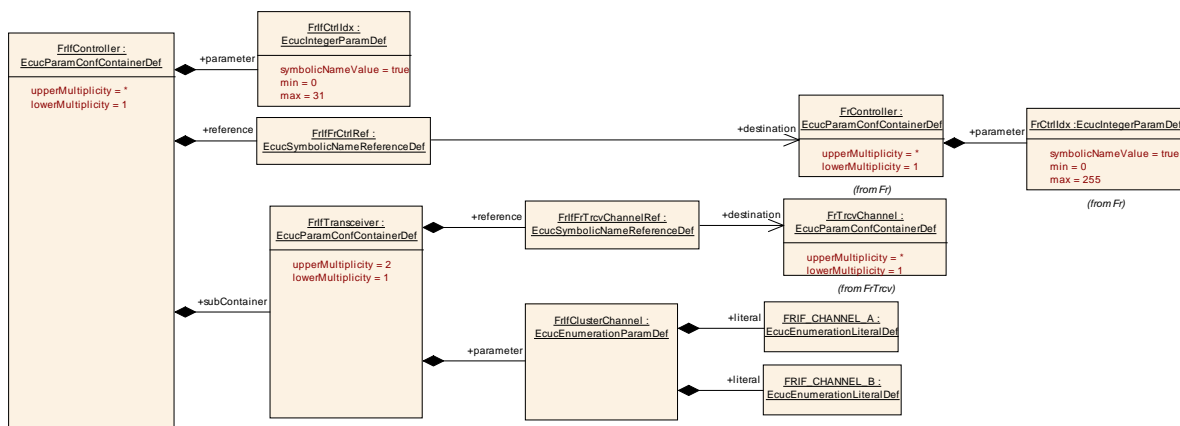


Figure 10-2: FlexRay Interface Controller (hardware reference)

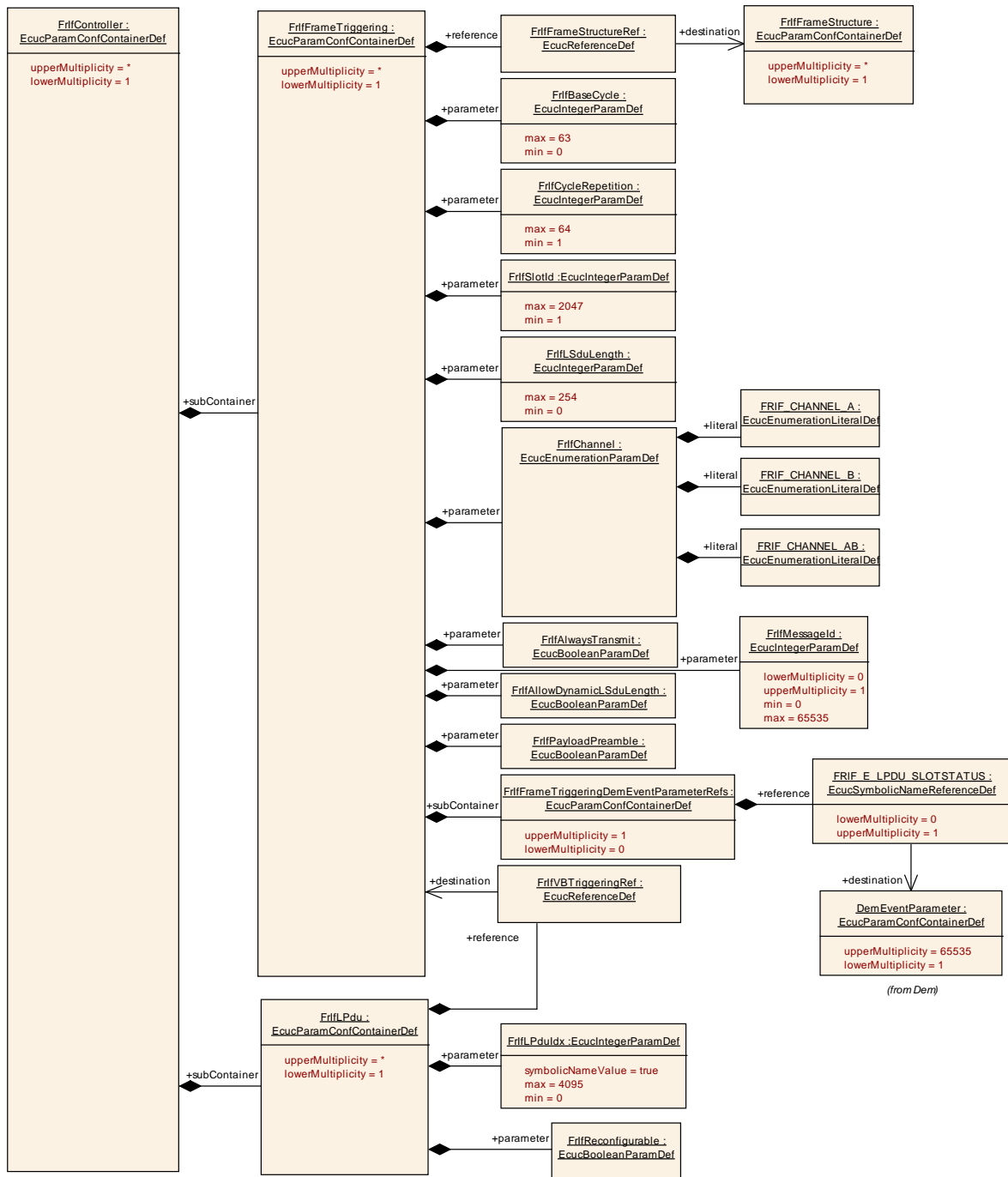


Figure 10-3: FlexRay Interface Controller (data reference)

10.2.6 FrIfTransceiver

SWS Item	ECUC_FrIf_05391 :
Container Name	FrIfTransceiver
Description	Up to two FlexRay Transceivers may connect a Controller to a Cluster. This container realizes a Controller-Transceiver assignment.
Configuration Parameters	

SWS Item	ECUC_Frlf_06062 :		
Name	FrlfClusterChannel		
Description	This parameter identifies to which one of the two Channels (A, B, A and B) of the Cluster the Transceiver is connected. FrlfClusterChannel shall map to Fr_ChannelType: FRIF_CHANNEL_A == FR_CHANNEL_A FRIF_CHANNEL_B == FR_CHANNEL_B FR_CHANNEL_AB shall not be used.		
Multiplicity	1		
Type	EcucEnumerationParamDef		
Range	FRIF_CHANNEL_A	Channel A	
	FRIF_CHANNEL_B	Channel B	
Post-Build Variant Value	true		
Value Configuration Class	Pre-compile time	X	VARIANT-PRE-COMPILE
	Link time	X	VARIANT-LINK-TIME
	Post-build time	X	VARIANT-POST-BUILD
Scope / Dependency	scope: local		

SWS Item	ECUC_Frlf_06061 :		
Name	FrlfFrTrcvChannelRef		
Description	Reference to a Transceiver Driver Channel. This reference is unique for the ECU.		
Multiplicity	1		
Type	Symbolic name reference to [FrTrcvChannel]		
Post-Build Variant Value	true		
Value Configuration Class	Pre-compile time	X	VARIANT-PRE-COMPILE
	Link time	X	VARIANT-LINK-TIME
	Post-build time	X	VARIANT-POST-BUILD
Scope / Dependency	scope: ECU		

No Included Containers

10.2.7 FrlfLPdu

SWS Item	ECUC_Frlf_05364 :		
Container Name	FrlfLPdu		
Description	Reference to a L-PDU index		
Post-Build Variant Multiplicity	true		
Multiplicity Configuration Class	Pre-compile time	X	VARIANT-PRE-COMPILE
	Link time	X	VARIANT-LINK-TIME
	Post-build time	X	VARIANT-POST-BUILD
Configuration Parameters			

SWS Item	ECUC_Frlf_06058 :		
Name	FrlfLPduldx		
Description	This parameter identifies the L-PDU in the interaction between FlexRay Interface and FlexRay Driver.		
Multiplicity	1		
Type	EcucIntegerParamDef (Symbolic Name generated for this parameter)		
Range	0 .. 4095		
Default value	--		

Post-Build Variant Value	false		
Value Configuration Class	Pre-compile time	X	All Variants
	Link time	--	
	Post-build time	--	
Scope / Dependency	scope: local		

SWS Item	ECUC_Frlf_00008 :		
Name	FrlfReconfigurable		
Description	This parameter specifies that this LPdu is reconfigurable using Frlf_ReconfigLPdu. This means that this LPdu can be assigned to a different FrameTriggering at runtime. However, this reconfiguration is limited by hardware constraints. The direction of the LPdu cannot be reconfigured.		
Multiplicity	1		
Type	EcucBooleanParamDef		
Default value	--		
Post-Build Variant Value	true		
Value Configuration Class	Pre-compile time	X	VARIANT-PRE-COMPILE
	Link time	X	VARIANT-LINK-TIME
	Post-build time	X	VARIANT-POST-BUILD
Scope / Dependency	scope: local		

SWS Item	ECUC_Frlf_06057 :		
Name	FrlfVBTriggeringRef		
Description	Reference to the assigned Frame triggering.		
Multiplicity	1		
Type	Reference to [FrlfFrameTriggering]		
Post-Build Variant Value	true		
Value Configuration Class	Pre-compile time	X	VARIANT-PRE-COMPILE
	Link time	X	VARIANT-LINK-TIME
	Post-build time	X	VARIANT-POST-BUILD
Scope / Dependency	scope: local		

No Included Containers

10.2.8 FrlfFrameTriggering

SWS Item	ECUC_Frlf_06090 :		
Container Name	FrlfFrameTriggering		
Description	A Frame triggering contains the communication parameters of the FlexRay Frame as well as a reference to the Frame Construction Plan.		
Post-Build Variant Multiplicity	true		
Multiplicity Configuration Class	Pre-compile time	X	VARIANT-PRE-COMPILE
	Link time	X	VARIANT-LINK-TIME
	Post-build time	X	VARIANT-POST-BUILD
Configuration Parameters			

SWS Item	ECUC_Frlf_06049 :		
Name	FrlfAllowDynamicLSduLength		
Description	Allows L-PDU length reduction ('FrlfLSduLength' defines max. length) and indicates that the related CC buffer has to be reconfigured for the actual length and Header-CRC before transmission of the L-PDU.		

Multiplicity	1		
Type	EcucBooleanParamDef		
Default value	--		
Post-Build Variant Value	true		
Value Configuration Class	Pre-compile time	X	VARIANT-PRE-COMPILE
	Link time	X	VARIANT-LINK-TIME
	Post-build time	X	VARIANT-POST-BUILD
Scope / Dependency	scope: local		

SWS Item	ECUC_FrIf_00013 :		
Name	FrIfAlwaysTransmit		
Description	Defines whether the driver's API function Fr_TransmitTxLPdu() shall always be called for this L-PDU.		
Multiplicity	1		
Type	EcucBooleanParamDef		
Default value	--		
Post-Build Variant Value	true		
Value Configuration Class	Pre-compile time	X	VARIANT-PRE-COMPILE
	Link time	X	VARIANT-LINK-TIME
	Post-build time	X	VARIANT-POST-BUILD
Scope / Dependency	scope: local		

SWS Item	ECUC_FrIf_06051 :		
Name	FrIfBaseCycle		
Description	This parameter contains the FlexRay Base Cycle used to transmit this FlexRay Frame.		
Multiplicity	1		
Type	EcucIntegerParamDef		
Range	0 .. 63		
Default value	--		
Post-Build Variant Value	true		
Value Configuration Class	Pre-compile time	X	VARIANT-PRE-COMPILE
	Link time	X	VARIANT-LINK-TIME
	Post-build time	X	VARIANT-POST-BUILD
Scope / Dependency	scope: local		

SWS Item	ECUC_FrIf_06052 :		
Name	FrIfChannel		
Description	This parameter contains the FlexRay Channel used to transmit this FlexRay Frame.		
Multiplicity	1		
Type	EcucEnumerationParamDef		
Range	FRIF_CHANNEL_A		Channel A
	FRIF_CHANNEL_AB		Channel A and B
	FRIF_CHANNEL_B		Channel B
Post-Build Variant Value	true		
Value Configuration Class	Pre-compile time	X	VARIANT-PRE-COMPILE
	Link time	X	VARIANT-LINK-TIME
	Post-build time	X	VARIANT-POST-BUILD
Scope / Dependency	scope: local		

SWS Item	ECUC_FrIf_06053 :		
Name	FrIfCycleRepetition		
Description	This parameter contains the FlexRay Cycle Repetition used to transmit this FlexRay Frame..		

	possible Values: 1,2,4,8,16,32,64		
Multiplicity	1		
Type	EcucIntegerParamDef		
Range	1 .. 64		
Default value	--		
Post-Build Variant Value	true		
Value Configuration Class	Pre-compile time	X	VARIANT-PRE-COMPILE
	Link time	X	VARIANT-LINK-TIME
	Post-build time	X	VARIANT-POST-BUILD
Scope / Dependency	scope: local		

SWS Item	ECUC_FrIf_06054 :		
Name	FrIfLSduLength		
Description	The payload length of the Frame is given here. This parameter is required for validation if configured PDUs and update information fits into the Frame at configuration time [bytes].		
Multiplicity	1		
Type	EcucIntegerParamDef		
Range	0 .. 254		
Default value	--		
Post-Build Variant Value	true		
Value Configuration Class	Pre-compile time	X	VARIANT-PRE-COMPILE
	Link time	X	VARIANT-LINK-TIME
	Post-build time	X	VARIANT-POST-BUILD
Scope / Dependency	scope: local dependency: The parameter depends on the low level parameters of the FlexRay CC.		

SWS Item	ECUC_FrIf_00010 :		
Name	FrIfMessageId		
Description	The first two bytes of the payload segment of the FlexRay frame format for frames transmitted in the dynamic segment can be used as receiver filterable data called the message ID.		
Multiplicity	0..1		
Type	EcucIntegerParamDef		
Range	0 .. 65535		
Default value	--		
Post-Build Variant Multiplicity	true		
Post-Build Variant Value	true		
Multiplicity Configuration Class	Pre-compile time	X	VARIANT-PRE-COMPILE
	Link time	X	VARIANT-LINK-TIME
	Post-build time	X	VARIANT-POST-BUILD
Value Configuration Class	Pre-compile time	X	VARIANT-PRE-COMPILE
	Link time	X	VARIANT-LINK-TIME
	Post-build time	X	VARIANT-POST-BUILD
Scope / Dependency	scope: local		

SWS Item	ECUC_FrIf_06055 :		
Name	FrIfPayloadPreamble		
Description	Switching the Payload Preamble bit.		
Multiplicity	1		
Type	EcucBooleanParamDef		
Default value	--		
Post-Build Variant Value	true		

Value Configuration Class	Pre-compile time	X	VARIANT-PRE-COMPILE
	Link time	X	VARIANT-LINK-TIME
	Post-build time	X	VARIANT-POST-BUILD
Scope / Dependency	scope: local		

SWS Item	ECUC_FrIf_06056 :		
Name	FrlfSlotId		
Description	This parameter contains the FlexRay Slot ID used to transmit this FlexRay Frame.		
Multiplicity	1		
Type	EcuIntegerParamDef		
Range	1 .. 2047		
Default value	--		
Post-Build Variant Value	true		
Value Configuration Class	Pre-compile time	X	VARIANT-PRE-COMPILE
	Link time	X	VARIANT-LINK-TIME
	Post-build time	X	VARIANT-POST-BUILD
Scope / Dependency	scope: local		

SWS Item	ECUC_FrIf_06048 :		
Name	FrlfFrameStructureRef		
Description	Reference to the Construction Plan of the FlexRay Frame.		
Multiplicity	1		
Type	Reference to [FrlfFrameStructure]		
Post-Build Variant Value	true		
Value Configuration Class	Pre-compile time	X	VARIANT-PRE-COMPILE
	Link time	X	VARIANT-LINK-TIME
	Post-build time	X	VARIANT-POST-BUILD
Scope / Dependency	scope: local		

Included Containers		
Container Name	Multiplicity	Scope / Dependency
FrlfFrameTriggeringDemEventParameterRefs	0..1	Container for the references to DemEventParameter elements which shall be invoked using the API Dem_ReportErrorStatus API in case the corresponding error occurs. The EventId is taken from the referenced DemEventParameter's DemEventId value. The standardized errors are provided in the container and can be extended by vendor specific error references.

10.2.9 FrlfJobList

SWS Item	ECUC_FrIf_05367 :		
Container Name	FrlfJobList		
Description	This container specifies a list of all FlexRay Jobs of the Cluster to be performed by Frlf_JobListExec_<ClstIdx>().		
Configuration Parameters			

SWS Item	ECUC_FrIf_06063 :		
Name	FrlfAbsTimerRef		
Description	Reference to the absolute timer to be used to trigger the interrupt whose		

	ISR contains the FrIf_JobListExec_<ClstIdx>() function.		
Multiplicity	1		
Type	Symbolic name reference to [FrAbsoluteTimer]		
Post-Build Variant Value	true		
Value Configuration Class	Pre-compile time	X	VARIANT-PRE-COMPILE
	Link time	X	VARIANT-LINK-TIME
	Post-build time	X	VARIANT-POST-BUILD
Scope / Dependency	scope: local		
Included Containers			
Container Name	Multiplicity	Scope / Dependency	
FrIfJob	1..*	A job may contain more than one operation that are executed at a specific point in time.	

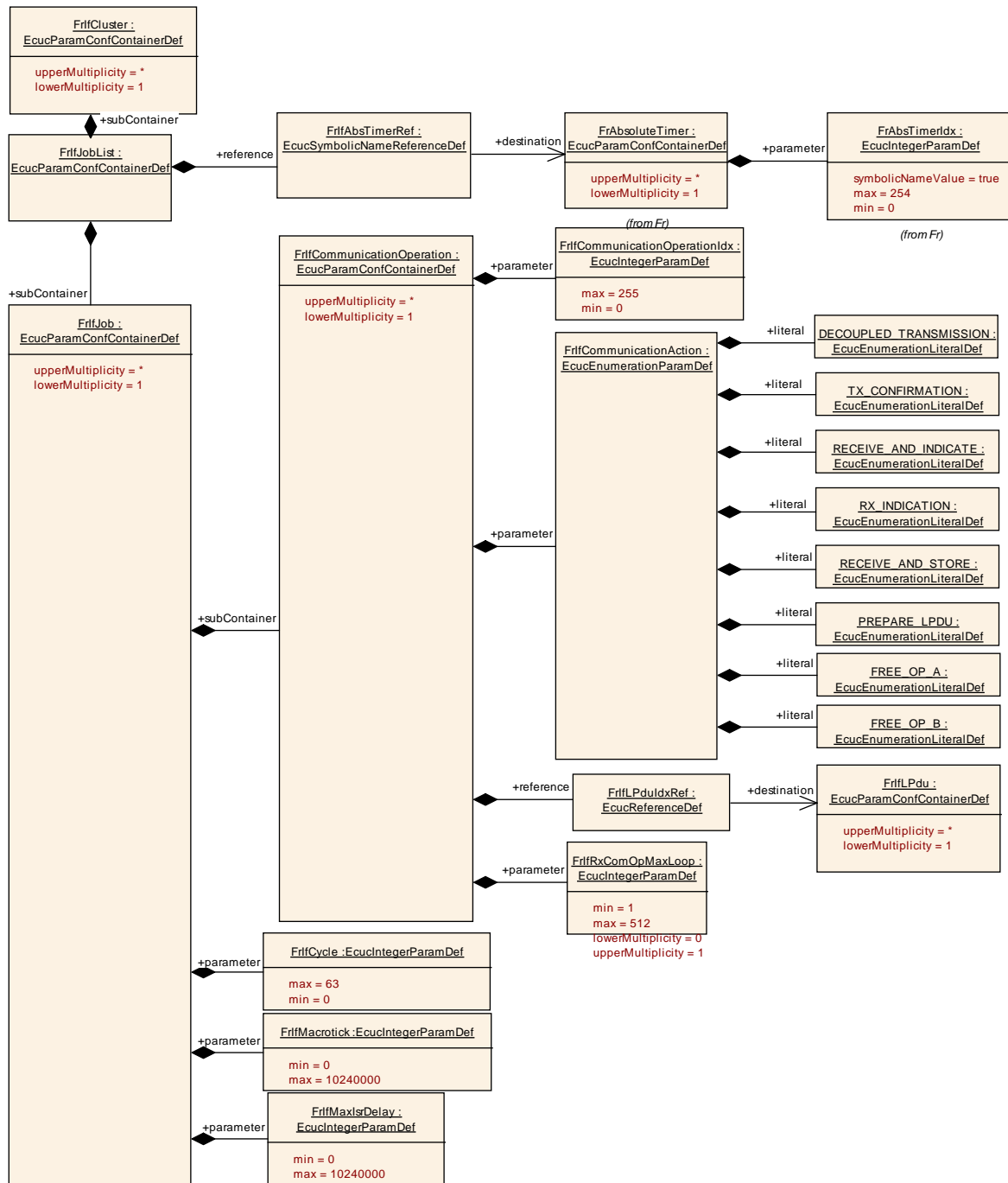


Figure 10-4: FlexRay Interface JobList

10.2.10 FrIfJob

SWS Item	ECUC_FrIf_05368 :		
Container Name	FrIfJob		
Description	A job may contain more than one operation that are executed at a specific point in time.		
Post-Build Variant Multiplicity	true		
Multiplicity Configuration	Pre-compile time	X	VARIANT-PRE-COMPILE

Class	Link time	X	VARIANT-LINK-TIME
	Post-build time	X	VARIANT-POST-BUILD
Configuration Parameters			

SWS Item	ECUC_FrIf_06064 :		
Name	FrIfCycle		
Description	The FlexRay Cycle in which the communication operation will execute this job		
Multiplicity	1		
Type	EcucIntegerParamDef		
Range	0 .. 63		
Default value	--		
Post-Build Variant Value	true		
Value Configuration Class	Pre-compile time	X	VARIANT-PRE-COMPILE
	Link time	X	VARIANT-LINK-TIME
	Post-build time	X	VARIANT-POST-BUILD
Scope / Dependency	scope: local		

SWS Item	ECUC_FrIf_06065 :		
Name	FrIfMacrotick		
Description	Macrotick offset in the Cycle [Macrotick]		
Multiplicity	1		
Type	EcucIntegerParamDef		
Range	0 .. 10240000		
Default value	--		
Post-Build Variant Value	true		
Value Configuration Class	Pre-compile time	X	VARIANT-PRE-COMPILE
	Link time	X	VARIANT-LINK-TIME
	Post-build time	X	VARIANT-POST-BUILD
Scope / Dependency	scope: local		

SWS Item	ECUC_FrIf_06004 :		
Name	FrIfMaxIsrDelay		
Description	The maximum delay in macroticks the FrIf_JoblistExec_<cluster>() function is processed after the absolute timer interrupt was triggered.		
Multiplicity	1		
Type	EcucIntegerParamDef		
Range	0 .. 10240000		
Default value	--		
Post-Build Variant Value	true		
Value Configuration Class	Pre-compile time	X	VARIANT-PRE-COMPILE
	Link time	X	VARIANT-LINK-TIME
	Post-build time	X	VARIANT-POST-BUILD
Scope / Dependency	scope: local		

Included Containers		
Container Name	Multiplicity	Scope / Dependency
FrIfCommunicationOperation	1..*	A separate operation which is part of a FlexRay Job and defines what type of action is executed.

10.2.11 FrIfCommunicationOperation

SWS Item	ECUC_FrIf_05369 :
-----------------	--------------------------

Container Name	FrlfCommunicationOperation		
Description	A separate operation which is part of a FlexRay Job and defines what type of action is executed.		
Post-Build Variant Multiplicity	true		
Multiplicity Configuration Class	Pre-compile time	X	VARIANT-PRE-COMPILE
	Link time	X	VARIANT-LINK-TIME
	Post-build time	X	VARIANT-POST-BUILD
Configuration Parameters			

SWS Item	ECUC_Frlf_06067 :		
Name	FrlfCommunicationAction		
Description	The action to be performed in the FlexRay Operation		
Multiplicity	1		
Type	EcucEnumerationParamDef		
Range	DECOUPLED_TRANSMISSION	Decoupled transmission	
	FREE_OP_A	User defined communication operation.	
	FREE_OP_B	User defined communication operation.	
	PREPARE_LPDU	Prepare message buffer of CC	
	RECEIVE_AND_INDICATE	Immediate reception	
	RECEIVE_AND_STORE	Decoupled reception	
	RX_INDICATION	Reception indication	
	TX_CONFIRMATION	Transmission confirmation	
Post-Build Variant Value	true		
Value Configuration Class	Pre-compile time	X	VARIANT-PRE-COMPILE
	Link time	X	VARIANT-LINK-TIME
	Post-build time	X	VARIANT-POST-BUILD
Scope / Dependency	scope: local		

SWS Item	ECUC_Frlf_06068 :		
Name	FrlfCommunicationOperationIdx		
Description	For each FlexRay Communication Job, this index spans a range of zero-based consecutive values and thus defines the order of the FlexRay Communication Operation in the respective FlexRay Communication Job.		
Multiplicity	1		
Type	EcucIntegerParamDef		
Range	0 .. 255		
Default value	--		
Post-Build Variant Value	true		
Value Configuration Class	Pre-compile time	X	VARIANT-PRE-COMPILE
	Link time	X	VARIANT-LINK-TIME
	Post-build time	X	VARIANT-POST-BUILD
Scope / Dependency	scope: local		

SWS Item	ECUC_Frlf_00007 :		
Name	FrlfRxComOpMaxLoop		
Description	Defines the maximum number of loops for the receive RECEIVE_AND_INDICATE (Use case: emptying a FIFO). Please note that the parameter is mandatory if FrlfCommunicationAction parameter is set to RECEIVE_AND_INDICATE. For all other operations this parameter can be ignored.		
Multiplicity	0..1		

Type	EcucIntegerParamDef		
Range	1 .. 512		
Default value	--		
Post-Build Variant Multiplicity	true		
Post-Build Variant Value	true		
Multiplicity Configuration Class	Pre-compile time	X	VARIANT-PRE-COMPILE
	Link time	X	VARIANT-LINK-TIME
	Post-build time	X	VARIANT-POST-BUILD
Value Configuration Class	Pre-compile time	X	VARIANT-PRE-COMPILE
	Link time	X	VARIANT-LINK-TIME
	Post-build time	X	VARIANT-POST-BUILD
Scope / Dependency	scope: local		

SWS Item	ECUC_Frlf_06066 :		
Name	FrlfLPduldxRef		
Description	Reference to a L-PDU index		
Multiplicity	1		
Type	Reference to [FrlfLPdu]		
Post-Build Variant Value	true		
Value Configuration Class	Pre-compile time	X	VARIANT-PRE-COMPILE
	Link time	X	VARIANT-LINK-TIME
	Post-build time	X	VARIANT-POST-BUILD
Scope / Dependency	scope: local		

No Included Containers

10.2.12 FrlfFrameStructure

SWS Item	ECUC_Frlf_05370 :		
Container Name	FrlfFrameStructure		
Description	The Frame structure specifies a Construction Plan how a Frame is assembled with PDUs and their respective Update-Bits.		
Post-Build Variant Multiplicity	true		
Multiplicity Configuration Class	Pre-compile time	X	VARIANT-PRE-COMPILE
	Link time	X	VARIANT-LINK-TIME
	Post-build time	X	VARIANT-POST-BUILD
Configuration Parameters			

SWS Item	ECUC_Frlf_06113 :		
Name	FrlfByteOrder		
Description	This parameter defines the ByteOrder of all Pdus that are mapped into the Frame. The absolute position of a Pdu in the Frame is determined by the definition of the ByteOrder parameter: If BIG_ENDIAN is specified, the FrlfPduOffset indicates the position of the most significant bit in the Frame. If LITTLE_ENDIAN is specified, the FrlfPduOffset indicates the position of the least significant bit in the Frame.		
Multiplicity	1		
Type	EcucEnumerationParamDef		
Range	BIG_ENDIAN		--
	LITTLE_ENDIAN		--
Post-Build Variant	true		

Value			
Value Configuration Class	Pre-compile time	X	VARIANT-PRE-COMPILE
	Link time	X	VARIANT-LINK-TIME
	Post-build time	X	VARIANT-POST-BUILD
Scope / Dependency	scope: local		

Included Containers		
Container Name	Multiplicity	Scope / Dependency
FrlfPduInFrame	1..*	This container holds all the information about a PDU in a FlexRay Frame.

10.2.13 FrlfPduInFrame

SWS Item	ECUC_Frlf_05371 :		
Container Name	FrlfPduInFrame		
Description	This container holds all the information about a PDU in a FlexRay Frame.		
Post-Build Variant Multiplicity	true		
Multiplicity Configuration Class	Pre-compile time	X	VARIANT-PRE-COMPILE
	Link time	X	VARIANT-LINK-TIME
	Post-build time	X	VARIANT-POST-BUILD
Configuration Parameters			

SWS Item	ECUC_Frlf_06070 :		
Name	FrlfPduOffset		
Description	The value specifies the offset of the PDU within the Frame [bytes].		
Multiplicity	1		
Type	EcucIntegerParamDef		
Range	0 .. 253		
Default value	--		
Post-Build Variant Value	true		
Value Configuration Class	Pre-compile time	X	VARIANT-PRE-COMPILE
	Link time	X	VARIANT-LINK-TIME
	Post-build time	X	VARIANT-POST-BUILD
Scope / Dependency	scope: local dependency: This parameter depends on the number of PDUs contained in the Frame, PDU length, and Update-Bits of other PDUs in the Frame. In addition, if the Frame will be sent in static segment, this parameter depends on GPayloadLengthStatic.		

SWS Item	ECUC_Frlf_06071 :		
Name	FrlfPduUpdateBitOffset		
Description	This value specifies where the PDU's Update-Bit is stored in the Frame (bit location of PDU's Update-Bit in the FlexRay Frame).		
Multiplicity	0..1		
Type	EcucIntegerParamDef		
Range	0 .. 2031		
Default value	--		
Post-Build Variant Multiplicity	true		
Post-Build Variant Value	true		
Multiplicity Configuration Class	Pre-compile time	X	VARIANT-PRE-COMPILE

Class	Link time	X	VARIANT-LINK-TIME
	Post-build time	X	VARIANT-POST-BUILD
Value Configuration Class	Pre-compile time	X	VARIANT-PRE-COMPILE
	Link time	X	VARIANT-LINK-TIME
	Post-build time	X	VARIANT-POST-BUILD
Scope / Dependency	scope: local dependency: This parameter depends on the number of PDUs contained in the Frame, PDU length, and Update-Bits of other PDUs in the Frame. In addition, if the Frame will be sent in static segment, this parameter depends on GPayloadLengthStatic.		

SWS Item	ECUC_Frlf_06069 :		
Name	FrlfPduRef		
Description	This is the reference to the local definition of a PDU.		
Multiplicity	1		
Type	Reference to [FrlfPdu]		
Post-Build Variant Value	true		
Value Configuration Class	Pre-compile time	X	VARIANT-PRE-COMPILE
	Link time	X	VARIANT-LINK-TIME
	Post-build time	X	VARIANT-POST-BUILD
Scope / Dependency	scope: local		

No Included Containers

10.2.14 FrlfPdu

SWS Item	ECUC_Frlf_05372 :		
Container Name	FrlfPdu		
Description	Contains PDU information. A PDU may be either a transmission PDU or a reception PDU.		
Post-Build Variant Multiplicity	true		
Multiplicity Configuration Class	Pre-compile time	X	VARIANT-PRE-COMPILE
	Link time	X	VARIANT-LINK-TIME
	Post-build time	X	VARIANT-POST-BUILD
Configuration Parameters			

Included Containers		
Container Name	Multiplicity	Scope / Dependency
FrlfPduDirection	1	A PDU is either transmit or receive

10.2.15 FrlfTxPdu

SWS Item	ECUC_Frlf_05374 :		
Container Name	FrlfTxPdu		
Description	This container specifies transmission PDUs.		
Configuration Parameters			

SWS Item	ECUC_Frlf_06075 :		
Name	FrlfConfirm		

Description	Defines whether the transmission of a PDU should be checked and confirmed to the PDU owning BSW module.		
Multiplicity	1		
Type	EcucBooleanParamDef		
Default value	--		
Post-Build Variant Value	true		
Value Configuration Class	Pre-compile time	X	VARIANT-PRE-COMPILE
	Link time	X	VARIANT-LINK-TIME
	Post-build time	X	VARIANT-POST-BUILD
Scope / Dependency	scope: local		

SWS Item	ECUC_Frlf_06076 :		
Name	FrlfCounterLimit		
Description	This value states the maximum number of indication of ready PDU data to the Frlf (i.e. maximum number of invocations of Frlf_Transmit) without an intermediate transmission of the PDU.		
Multiplicity	1		
Type	EcucIntegerParamDef		
Range	1 .. 255		
Default value	--		
Post-Build Variant Value	true		
Value Configuration Class	Pre-compile time	X	VARIANT-PRE-COMPILE
	Link time	X	VARIANT-LINK-TIME
	Post-build time	X	VARIANT-POST-BUILD
Scope / Dependency	scope: local		

SWS Item	ECUC_Frlf_06077 :		
Name	FrlfImmediate		
Description	Defines whether the PDU is transmitted immediate or decoupled.		
Multiplicity	1		
Type	EcucBooleanParamDef		
Default value	--		
Post-Build Variant Value	true		
Value Configuration Class	Pre-compile time	X	VARIANT-PRE-COMPILE
	Link time	X	VARIANT-LINK-TIME
	Post-build time	X	VARIANT-POST-BUILD
Scope / Dependency	scope: local		

SWS Item	ECUC_Frlf_06050 :		
Name	FrlfNoneMode		
Description	Using the "None-Mode" which means that there is no API Frlf_Transmit call of the upper layer for this PDU.		
Multiplicity	0..1		
Type	EcucBooleanParamDef		
Default value	false		
Post-Build Variant Multiplicity	true		
Post-Build Variant Value	true		
Multiplicity Configuration Class	Pre-compile time	X	VARIANT-PRE-COMPILE
	Link time	X	VARIANT-LINK-TIME
	Post-build time	X	VARIANT-POST-BUILD
Value Configuration Class	Pre-compile time	X	VARIANT-PRE-COMPILE
	Link time	X	VARIANT-LINK-TIME
	Post-build time	X	VARIANT-POST-BUILD
Scope / Dependency	scope: local dependency: FrlfImmediate		

SWS Item	ECUC_FrIf_00014 :		
Name	FrIfTxConfirmationName		
Description	This parameter defines the name of the <User_TxConfirmation>. This parameter depends on the parameter FrIfUserTxUL. If FrIfUserTxUL equals FR_TP, FR_AR_TP, FR_NM, PDUR, FR_TSYN or XCP, the name of the <User_TxConfirmation> is fixed. If FrIfUserTxUL equals CDD, the name of the <User_TxConfirmation> is selectable.		
Multiplicity	0..1		
Type	EcucFunctionNameDef		
Default value	--		
maxLength	--		
minLength	--		
regularExpression	--		
Post-Build Variant Multiplicity	true		
Post-Build Variant Value	true		
Multiplicity Configuration Class	Pre-compile time	X	VARIANT-PRE-COMPILE
	Link time	X	VARIANT-LINK-TIME
	Post-build time	X	VARIANT-POST-BUILD
Value Configuration Class	Pre-compile time	X	VARIANT-PRE-COMPILE
	Link time	X	VARIANT-LINK-TIME
	Post-build time	X	VARIANT-POST-BUILD
Scope / Dependency	scope: ECU		

SWS Item	ECUC_FrIf_06078 :		
Name	FrIfTxPduld		
Description	The global PDU identifier, which has to be used by the upper layer BSW module. The identifier has to be zero based and consecutive.		
Multiplicity	1		
Type	EcucIntegerParamDef (Symbolic Name generated for this parameter)		
Range	0 .. 65535		
Default value	--		
Post-Build Variant Value	false		
Value Configuration Class	Pre-compile time	X	All Variants
	Link time	--	
	Post-build time	--	
Scope / Dependency	scope: ECU		

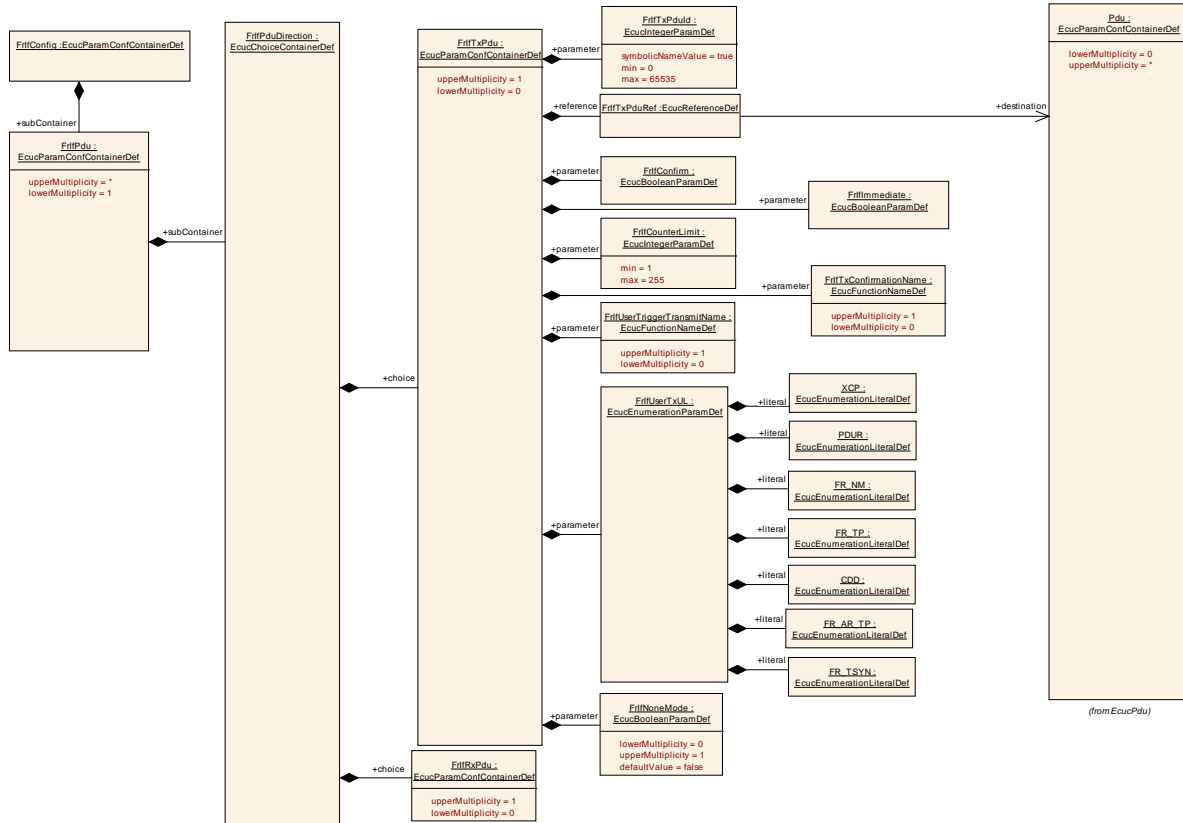
SWS Item	ECUC_FrIf_06084 :		
Name	FrIfUserTriggerTransmitName		
Description	This parameter defines the name of the <User_TriggerTransmit>. This parameter depends on the parameter FrIfUserTxUL. If FrIfUserTxUL equals FR_TP, FR_NM, PDUR, FR_TSYN or XCP the name of the <User_TriggerTransmit> is fixed. If FrIfUserTxUL equals CDD, the name of the <User_TriggerTransmit> is selectable.		
Multiplicity	0..1		
Type	EcucFunctionNameDef		
Default value	--		
maxLength	--		
minLength	--		
regularExpression	--		
Post-Build Variant Multiplicity	true		
Post-Build Variant Value	true		
Multiplicity Configuration	Pre-compile time	X	VARIANT-PRE-COMPILE

Class	Link time	X	VARIANT-LINK-TIME
	Post-build time	X	VARIANT-POST-BUILD
Value Configuration Class	Pre-compile time	X	VARIANT-PRE-COMPILE
	Link time	X	VARIANT-LINK-TIME
	Post-build time	X	VARIANT-POST-BUILD
Scope / Dependency	scope: ECU dependency: FrIfImmediate		

SWS Item	ECUC_FrIf_00015 :		
Name	FrIfUserTxUL		
Description	This parameter defines the upper layer (UL) module to which the trigger of the Pdu to be transmitted (via the <User_TriggerTransmit>) or the confirmation of the successfully transmitted Pdu has to be routed (via the <User_TxConfirmation>). Please note that handle IDs which are used in callback functions are defined by the upper layer module.		
Multiplicity	1		
Type	EcucEnumerationParamDef		
Range	CDD	Complex Driver	
	FR_AR_TP	FR AUTOSAR TP	
	FR_NM	FR NM	
	FR_TP	FR ISO TP	
	FR_TSYN	Global Time Synchronization over FlexRay	
	PDUR	PDU Router	
	XCP	Extended Calibration Protocol	
Post-Build Variant Value	true		
Value Configuration Class	Pre-compile time	X	VARIANT-PRE-COMPILE
	Link time	X	VARIANT-LINK-TIME
	Post-build time	X	VARIANT-POST-BUILD
Scope / Dependency	scope: ECU		

SWS Item	ECUC_FrIf_06074 :		
Name	FrIfTxPduRef		
Description	Reference to the external PDU definition.		
Multiplicity	1		
Type	Reference to [Pdu]		
Post-Build Variant Value	true		
Value Configuration Class	Pre-compile time	X	VARIANT-PRE-COMPILE
	Link time	X	VARIANT-LINK-TIME
	Post-build time	X	VARIANT-POST-BUILD
Scope / Dependency	scope: ECU		

No Included Containers



10.2.16 FrIfRxPdu

SWS Item	ECUC_FrIf_05373 :
Container Name	FrIfRxPdu
Description	Receive PDU
Configuration Parameters	

SWS Item	ECUC_FrIf_00016 :		
Name	FrIfRxIndicationName		
Description	This parameter defines the name of the <User_RxIndication>. This parameter depends on the parameter FRIF_USERRXINDICATION_UL. If FRIF_USERRXINDICATION_UL equals FR_TP, FR_NM, PDUR or XCP, the name of the <User_RxIndication> is fixed. If FRIF_USERRXINDICATION_UL equals CDD, the name of the <User_RxIndication> is selectable.		
Multiplicity	0..1		
Type	EcucFunctionNameDef		
Default value	--		
maxLength	--		
minLength	--		
regularExpression	--		
Post-Build Variant Multiplicity	true		
Post-Build Variant Value	true		
Multiplicity Configuration Class	Pre-compile time	X	VARIANT-PRE-COMPILE
	Link time	X	VARIANT-LINK-TIME
	Post-build time	X	VARIANT-POST-BUILD
Value Configuration Class	Pre-compile time	X	VARIANT-PRE-COMPILE
	Link time	X	VARIANT-LINK-TIME

	Post-build time	X	VARIANT-POST-BUILD
Scope / Dependency	scope: ECU		

SWS Item	ECUC_Frlf_00017 :		
Name	FrlfUserRxIndicationUL		
Description	This parameter defines the upper layer (UL) module to which the indication of the successfully received FRIFRXPDU has to be routed via <User_RxIndication>. This <User_RxIndication> has to be invoked when the indication of the configured FRIFRXPDU will be received by a Rx indication event from the FR Driver module. If no upper layer (UL) module is configured, no <User_RxIndication> has to be called in case of a Rx indication event of the FRIFRXPDU from the FR Driver module.		
Multiplicity	1		
Type	EcucEnumerationParamDef		
Range	CDD	Complex Driver	
	FR_AR_TP	FR AR TP	
	FR_NM	FR NM	
	FR_TP	FR ISO TP	
	PDUR	PDU Router	
	XCP	Extended Calibration Protocol	
Post-Build Variant Value	true		
Value Configuration Class	Pre-compile time	X	VARIANT-PRE-COMPILE
	Link time	X	VARIANT-LINK-TIME
	Post-build time	X	VARIANT-POST-BUILD
Scope / Dependency	scope: ECU		

SWS Item	ECUC_Frlf_06073 :		
Name	FrlfRxPduRef		
Description	Reference to the external PDU definition.		
Multiplicity	1		
Type	Reference to [Pdu]		
Post-Build Variant Value	true		
Value Configuration Class	Pre-compile time	X	VARIANT-PRE-COMPILE
	Link time	X	VARIANT-LINK-TIME
	Post-build time	X	VARIANT-POST-BUILD
Scope / Dependency	scope: ECU		

No Included Containers

10.2.17 FrlfPduDirection

SWS Item	ECUC_Frlf_06072 :		
Choice container Name	FrlfPduDirection		
Description	A PDU is either transmit or receive		

Container Choices		
Container Name	Multiplicity	Scope / Dependency
FrlfRxPdu	0..1	Receive PDU
FrlfTxPdu	0..1	This container specifies transmission PDUs.

10.2.18 FrlfConfig

SWS Item	ECUC_Frlf_06001 :		
Container Name	FrlfConfig		
Description	This container contains the configuration parameters and sub containers of the AUTOSAR Frlf module.		
Configuration Parameters			

SWS Item	ECUC_Frlf_06121 :		
Name	FrlfMaxPduCnt		
Description	Maximum number of Pdus. This parameter is needed only in case of post-build loadable implementation using static memory allocation.		
Multiplicity	0..1		
Type	EcucIntegerParamDef		
Range	0 ..		
	18446744073709551615		
Default value	--		
Post-Build Variant Multiplicity	false		
Post-Build Variant Value	false		
Multiplicity Configuration Class	Pre-compile time	X	VARIANT-PRE-COMPILE
	Link time	X	VARIANT-LINK-TIME, VARIANT-POST-BUILD
	Post-build time	--	
Value Configuration Class	Pre-compile time	X	VARIANT-PRE-COMPILE
	Link time	X	VARIANT-LINK-TIME, VARIANT-POST-BUILD
	Post-build time	--	
Scope / Dependency	scope: local		

Included Containers		
Container Name	Multiplicity	Scope / Dependency
FrlfCluster	1..*	This container specifies a Frlf Cluster and all related data which is required to enable communication of the Cluster. A Cluster may consist of more than one Controller.
FrlfFrameStructure	1..*	The Frame structure specifies a Construction Plan how a Frame is assembled with PDUs and their respective Update-Bits.
FrlfPdu	1..*	Contains PDU information. A PDU may be either a transmission PDU or a reception PDU.

10.2.19 FrlfClusterDemEventParameterRefs

SWS Item	ECUC_Frlf_06091 :		
Container Name	FrlfClusterDemEventParameterRefs		
Description	Container for the references to DemEventParameter elements which shall be invoked using the API Dem_ReportErrorStatus API in case the corresponding error occurs. The EventId is taken from the referenced DemEventParameter's DemEventId value. The standardized errors are provided in the container and can be extended by vendor specific error references.		
Configuration Parameters			

SWS Item	ECUC_FrIf_06097 :		
Name	FRIF_E_ACS_CH_A		
Description	Reference to the DemEventParameter which shall be issued when an error in ACS on channel A was detected. If the reference is not configured the error shall not be reported (neither to DET nor to DEM).		
Multiplicity	0..1		
Type	Symbolic name reference to [DemEventParameter]		
Post-Build Variant Multiplicity	true		
Post-Build Variant Value	true		
Multiplicity Configuration Class	Pre-compile time	X	VARIANT-PRE-COMPILE
	Link time	X	VARIANT-LINK-TIME
	Post-build time	X	VARIANT-POST-BUILD
Value Configuration Class	Pre-compile time	X	VARIANT-PRE-COMPILE
	Link time	X	VARIANT-LINK-TIME
	Post-build time	X	VARIANT-POST-BUILD
Scope / Dependency	scope: local		

SWS Item	ECUC_FrIf_06098 :		
Name	FRIF_E_ACS_CH_B		
Description	Reference to the DemEventParameter which shall be issued when an error in ACS on channel B was detected. If the reference is not configured the error shall not be reported (neither to DET nor to DEM).		
Multiplicity	0..1		
Type	Symbolic name reference to [DemEventParameter]		
Post-Build Variant Multiplicity	true		
Post-Build Variant Value	true		
Multiplicity Configuration Class	Pre-compile time	X	VARIANT-PRE-COMPILE
	Link time	X	VARIANT-LINK-TIME
	Post-build time	X	VARIANT-POST-BUILD
Value Configuration Class	Pre-compile time	X	VARIANT-PRE-COMPILE
	Link time	X	VARIANT-LINK-TIME
	Post-build time	X	VARIANT-POST-BUILD
Scope / Dependency	scope: local		

SWS Item	ECUC_FrIf_06093 :		
Name	FRIF_E_NIT_CH_A		
Description	Reference to the DemEventParameter which shall be issued when an error in NIT on channel A was detected. If the reference is not configured the error shall not be reported (neither to DET nor to DEM).		
Multiplicity	0..1		
Type	Symbolic name reference to [DemEventParameter]		
Post-Build Variant Multiplicity	true		
Post-Build Variant Value	true		
Multiplicity Configuration Class	Pre-compile time	X	VARIANT-PRE-COMPILE
	Link time	X	VARIANT-LINK-TIME
	Post-build time	X	VARIANT-POST-BUILD
Value Configuration Class	Pre-compile time	X	VARIANT-PRE-COMPILE
	Link time	X	VARIANT-LINK-TIME
	Post-build time	X	VARIANT-POST-BUILD
Scope / Dependency	scope: local		

SWS Item	ECUC_FrIf_06094 :		
Name	FRIF_E_NIT_CH_B		

Description	Reference to the DemEventParameter which shall be issued when an error in NIT on channel B was detected. If the reference is not configured the error shall not be reported (neither to DET nor to DEM).		
Multiplicity	0..1		
Type	Symbolic name reference to [DemEventParameter]		
Post-Build Variant Multiplicity	true		
Post-Build Variant Value	true		
Multiplicity Configuration Class	Pre-compile time	X	VARIANT-PRE-COMPILE
	Link time	X	VARIANT-LINK-TIME
	Post-build time	X	VARIANT-POST-BUILD
Value Configuration Class	Pre-compile time	X	VARIANT-PRE-COMPILE
	Link time	X	VARIANT-LINK-TIME
	Post-build time	X	VARIANT-POST-BUILD
Scope / Dependency	scope: local		

SWS Item	ECUC_Frlf_06095 :		
Name	FRIF_E_SW_CH_A		
Description	Reference to the DemEventParameter which shall be issued when an error in SW on channel A was detected. If the reference is not configured the error shall not be reported (neither to DET nor to DEM).		
Multiplicity	0..1		
Type	Symbolic name reference to [DemEventParameter]		
Post-Build Variant Multiplicity	true		
Post-Build Variant Value	true		
Multiplicity Configuration Class	Pre-compile time	X	VARIANT-PRE-COMPILE
	Link time	X	VARIANT-LINK-TIME
	Post-build time	X	VARIANT-POST-BUILD
Value Configuration Class	Pre-compile time	X	VARIANT-PRE-COMPILE
	Link time	X	VARIANT-LINK-TIME
	Post-build time	X	VARIANT-POST-BUILD
Scope / Dependency	scope: local		

SWS Item	ECUC_Frlf_06096 :		
Name	FRIF_E_SW_CH_B		
Description	Reference to the DemEventParameter which shall be issued when an error in SW on channel B was detected. If the reference is not configured the error shall not be reported (neither to DET nor to DEM).		
Multiplicity	0..1		
Type	Symbolic name reference to [DemEventParameter]		
Post-Build Variant Multiplicity	true		
Post-Build Variant Value	true		
Multiplicity Configuration Class	Pre-compile time	X	VARIANT-PRE-COMPILE
	Link time	X	VARIANT-LINK-TIME
	Post-build time	X	VARIANT-POST-BUILD
Value Configuration Class	Pre-compile time	X	VARIANT-PRE-COMPILE
	Link time	X	VARIANT-LINK-TIME
	Post-build time	X	VARIANT-POST-BUILD
Scope / Dependency	scope: local		

No Included Containers

10.2.20 FrlfFrameTriggeringDemEventParameterRefs

SWS Item	ECUC_Frlf_06099 :
Container Name	FrlfFrameTriggeringDemEventParameterRefs
Description	Container for the references to DemEventParameter elements which shall be invoked using the API Dem_ReportErrorStatus API in case the corresponding error occurs. The EventId is taken from the referenced DemEventParameter's DemEventId value. The standardized errors are provided in the container and can be extended by vendor specific error references.
Configuration Parameters	

SWS Item	ECUC_Frlf_00009 :		
Name	FRIF_E_LPDU_SLOTSTATUS		
Description	Reference to DEM event Id that is reported when FlexRay driver module detects slot errors. If this parameter is not configured, no event reporting happens.		
Multiplicity	0..1		
Type	Symbolic name reference to [DemEventParameter]		
Post-Build Variant Multiplicity	true		
Post-Build Variant Value	true		
Multiplicity Configuration Class	Pre-compile time	X	VARIANT-PRE-COMPILE
	Link time	X	VARIANT-LINK-TIME
	Post-build time	X	VARIANT-POST-BUILD
Value Configuration Class	Pre-compile time	X	VARIANT-PRE-COMPILE
	Link time	X	VARIANT-LINK-TIME
	Post-build time	X	VARIANT-POST-BUILD
Scope / Dependency	scope: local		

No Included Containers

10.3 Published Information

For details refer to the chapter 10.3 “Published Information” in *SWS_BSWGeneral*.

11 Not applicable requirements

[SWS_FrIf_06118] [These requirements are not applicable to this specification.

(SRS_BSW_00159, SRS_BSW_00167, SRS_BSW_00387, SRS_BSW_00416, SRS_BSW_00168, SRS_BSW_00423, SRS_BSW_00424, SRS_BSW_00425, SRS_BSW_00426, SRS_BSW_00427, SRS_BSW_00428, SRS_BSW_00429, BSW00431, SRS_BSW_00432, BSW00434, SRS_BSW_00417, SRS_BSW_00386, SRS_BSW_00161, SRS_BSW_00162, SRS_BSW_00005, SRS_BSW_00415, SRS_BSW_00164, SRS_BSW_00325, SRS_BSW_00326, SRS_BSW_00413, SRS_BSW_00347, SRS_BSW_00373, SRS_BSW_00335, SRS_BSW_00410, SRS_BSW_00314, SRS_BSW_00370, SRS_BSW_00328, SRS_BSW_00312, SRS_BSW_00006, SRS_BSW_00377, SRS_BSW_00306, SRS_BSW_00371, SRS_BSW_00376, SRS_BSW_00329, SRS_BSW_00330, , SRS_BSW_00331, SRS_BSW_00009, SRS_BSW_00172, SRS_BSW_00010, SRS_BSW_00333, SRS_BSW_00341, BSW05078, BSW05101, BSW05163, BSW05164, BSW05165, BSW05067, BSW05068, BSW05069, BSW05153, BSW05035, BSW05038, BSW05162, BSW05113, BSW05102, SRS_Fr_05009)]