

Document Title	Specification of ECU State Manager
Document Owner	AUTOSAR
Document Responsibility	AUTOSAR
Document Identification No	078
Document Classification	Standard

Document Status	Final
Part of AUTOSAR Release	4.2.2

Document Change History		
Release	Changed by	Change Description
4.2.2	AUTOSAR Release Management	<ul style="list-style-type: none"> • Reworked slave core poll sequence • Reviewed multicore shutdown synchronization • Reclassified error types • Editorial changes
4.2.1	AUTOSAR Release Management	<ul style="list-style-type: none"> • Added switch configuration • Defined initialization order for InitListZero/InitListOne • Definition of the name pattern of c-init-data struct corrected • Type conflicts solved • Editorial changes
4.1.3	AUTOSAR Release Management	<ul style="list-style-type: none"> • EcuM errors reworked • Inconsistencies between API's and Interfaces resolved • Type conflicts solved • Editorial changes
4.1.2	AUTOSAR Release Management	<ul style="list-style-type: none"> • Added API table for service interfaces • Fixed traceability topics • General clean-up of requirements (reviewed different interfaces, operations, descriptions and figures). • Editorial changes

Document Change History		
Release	Changed by	Change Description
4.1.1	AUTOSAR Administration	<ul style="list-style-type: none"> • Specified reset mode to use in case of pending wakeup events during shutdown • Added callout for Reset Loop Detection • Extended specification of parameter “time” of function “EcuM_GetMostRecentShutdown” • Improved configuration description • Added new APIs to enable asynchronous Trcv handling for CAN/FR Wakeup • Adaption of EcuM Flex to support BSW modules distributed over multiple partitions • Reclassified which Production Errors are Extended Production Errors • Added possible error to operations of Client/Server-Interfaces, where no errors were defined • Enhancement of configuration to initialize BSW modules by the EcuM Flex
4.0.3	AUTOSAR Administration	<ul style="list-style-type: none"> • Fixed interoperability problems between EcuM and BswM • Terminology of ECU State Manager Flexible more consistently described • Modification of sleep sequences to minimize misses of wakeup interrupts
3.1.5	AUTOSAR Administration	<ul style="list-style-type: none"> • Updated pseudo code for AUTOSAR Services • Update startup procedure for multi core systems
3.1.4	AUTOSAR Administration	<ul style="list-style-type: none"> • Removed state machine to accommodate mode-dependent scheduling • Added Multi-Core support • Added Alarm Clock feature • Revised disclaimer
3.1.1	AUTOSAR Administration	<ul style="list-style-type: none"> • Legal disclaimer revised
3.0.1	AUTOSAR Administration	<ul style="list-style-type: none"> • Fixed Wakeup mechanisms • Included optional triggering of Watchdog Manager during Startup, Shutdown, and Sleep • Extended startup sequence to have more flexibility and to directly initialize all other BSW modules • Generated APIs from BSW UML model • Generated configuration from Meta Model • Document meta information extended • Small layout adaptations made

Document Change History		
Release	Changed by	Change Description
2.1.15	AUTOSAR Administration	<ul style="list-style-type: none">• Corrected startup flow and wakeup concept.• Added specification for AUTOSAR ports.• Modified configuration for compliance with variant management.• Added new API services. • Legal disclaimer revised• Release Notes added• “Advice for users” revised• “Revision Information” added
2.0	AUTOSAR Administration	<ul style="list-style-type: none">• Initial Release

Disclaimer

This specification and the material contained in it, as released by AUTOSAR, is for the purpose of information only. AUTOSAR and the companies that have contributed to it shall not be liable for any use of the specification.

The material contained in this specification is protected by copyright and other types of Intellectual Property Rights. The commercial exploitation of the material contained in this specification requires a license to such Intellectual Property Rights.

This specification may be utilized or reproduced without any modification, in any form or by any means, for informational purposes only. For any other purpose, no part of the specification may be utilized or reproduced, in any form or by any means, without permission in writing from the publisher.

The AUTOSAR specifications have been developed for automotive applications only. They have neither been developed, nor tested for non-automotive applications.

The word AUTOSAR and the AUTOSAR logo are registered trademarks.

Advice for users

AUTOSAR specifications may contain exemplary items (exemplary reference models, "use cases", and/or references to exemplary technical solutions, devices, processes or software).

Any such exemplary items are contained in the specifications for illustration purposes only, and they themselves are not part of the AUTOSAR Standard. Neither their presence in such specifications, nor any later documentation of AUTOSAR conformance of products actually implementing such exemplary items, imply that intellectual property rights covering such exemplary items are licensed under the same rules as applicable to the AUTOSAR Standard.

Table of Contents

1	Introduction and Functional Overview	10
1.1	Backwards Compatibility to Previous ECU Manager Module Versions	11
2	Definitions and Acronyms	12
3	Related documentation	13
3.1	Input documents	13
3.2	Related standards and norms	13
3.3	Related AUTOSAR Software Specifications	13
4	Constraints and Assumptions	15
4.1	Limitations	15
4.2	Hardware Requirements	15
4.3	Applicability to car domains	15
5	Dependencies to other modules	16
5.1	SPAL Modules	16
5.1.1	MCU Driver	16
5.1.2	Driver Dependencies and Initialization Order	16
5.2	Peripherals with Wakeup Capability	16
5.3	Operating System	17
5.4	BSW Scheduler	17
5.5	BSW Mode Manager	17
5.6	Software Components	18
5.7	File Structure	19
5.7.1	Code file structure	20
5.7.2	Header file structure	20
6	Requirements traceability	21
7	Functional Specification	31
7.1	Phases of the ECU Manager Module	32
7.1.1	STARTUP Phase	34
7.1.2	UP Phase	34
7.1.3	SHUTDOWN Phase	35
7.1.4	SLEEP Phase	35
7.1.5	OFF Phase	35
7.2	Structural Description of the ECU Manager	36
7.2.1	Standardized AUTOSAR Software Modules	37
7.2.2	Software Components	37
7.3	STARTUP Phase	38
7.3.1	Activities before EcuM_Init	38
7.3.2	Activities in StartPreOS Sequence	39
7.3.3	Activities in the StartPostOS Sequence	41
7.3.4	Checking Configuration Consistency	42
7.3.5	Driver Initialization	45
7.3.6	DET Initialization	46
7.4	SHUTDOWN Phase	48

7.4.1	Activities in the OffPreOS Sequence.....	49
7.4.2	Activities in the OffPostOS Sequence	50
7.5	SLEEP Phase	52
7.5.1	Activities in the GoSleep Sequence	54
7.5.2	Activities in the Halt Sequence.....	55
7.5.3	Activities in the Poll Sequence	57
7.5.4	Leaving Halt or Poll	58
7.5.5	Activities in the WakeupRestart Sequence	59
7.6	UP Phase	60
7.6.1	Alarm Clock Handling.....	61
7.6.2	Wakeup Source State Handling	61
7.6.3	Internal Representation of Wakeup States.....	63
7.6.4	Activities in the WakeupValidation Sequence	63
7.6.5	Requirements for Wakeup Validation	68
7.6.6	Wakeup Sources and Reset Reason	68
7.6.7	Wakeup Sources with Integrated Power Control.....	68
7.7	Shutdown Targets	69
7.7.1	Sleep.....	70
7.7.2	Reset.....	70
7.8	Alarm Clock.....	71
7.8.1	Alarm Clocks and Users.....	72
7.8.2	EcuM Clock Time	72
7.9	MultiCore.....	73
7.9.1	Master Core	75
7.9.2	Slave Core	75
7.9.3	Master Core – Slave Core Signalling	75
7.9.4	UP Phase.....	77
7.9.5	STARTUP Phase	78
7.9.6	SHUTDOWN Phase.....	81
7.9.7	SLEEP Phase	86
7.9.8	Runnables and Entry points	94
7.10	EcuM Mode Handling.....	96
7.10.1	Differences to ECU Manager with fixed State Machine.....	98
7.11	Advanced Topics.....	98
7.11.1	Relation to Bootloader.....	98
7.11.2	Relation to Complex Drivers.....	99
7.11.3	Handling Errors during Startup and Shutdown	99
7.12	Errors	100
7.12.1	Development Errors	100
7.12.2	Runtime Errors	101
7.12.3	Transient Faults	101
7.12.4	Production Errors	101
7.12.5	Extended Production Errors	101
7.13	Error detection.....	101
7.14	Error notification	102
8	API specification.....	103
8.1	Imported Types	103
8.2	Type definitions	103
8.2.1	EcuM_ConfigType.....	103

8.2.2	EcuM_StateType.....	104
8.2.3	EcuM_RunStatusType	105
8.2.4	EcuM_UserType	105
8.2.5	EcuM_WakeupSourceType.....	105
8.2.6	EcuM_WakeupStatusType.....	106
8.2.7	EcuM_BootTargetType	106
8.2.8	EcuM_ResetType.....	107
8.2.9	EcuM_ShutdownCauseType.....	107
8.2.10	EcuM_ShutdownModeType	107
8.2.11	EcuM_TimeType	108
8.2.12	EcuM_ShutdownTargetType.....	108
8.3	Function Definitions.....	108
8.3.1	General	108
8.3.2	Initialization and Shutdown Sequences.....	109
8.3.3	State Management.....	112
8.3.4	Shutdown Management	115
8.3.5	Wakeup Handling.....	118
8.3.6	Alarm Clock.....	121
8.3.7	Miscellaneous	124
8.4	Scheduled Functions.....	125
8.4.1	EcuM_MainFunction	125
8.5	Callback Definitions.....	126
8.5.1	Callbacks from Wakeup Sources	126
8.6	Callout Definitions	129
8.6.1	Generic Callouts.....	129
8.6.2	Callouts from the STARTUP Phase	130
8.6.3	Callouts from the SHUTDOWN Phase.....	132
8.6.4	Callouts from the SLEEP Phase	134
8.6.5	Callouts from the UP Phase	140
8.7	Expected Interfaces.....	142
8.7.1	Optional Interfaces	143
8.7.2	Configurable interfaces	144
8.8	Specification of the Port Interfaces.....	144
8.8.1	Ports and Port Interface for EcuM_ShutdownTarget Interface	144
8.8.2	Port Interface for EcuM_BootTarget Interface.....	147
8.8.3	Port Interface for EcuM_AlarmClock Interface	148
8.8.4	Port Interface for EcuM_Time Interface	151
8.8.5	Port Interface for EcuM_StateRequest Interface.....	152
8.8.6	Port Interface for EcuM_CurrentMode	154
8.8.7	Port Interface for EcuM_CurrentMode Interface.....	155
8.9	API Parameter Checking.....	158
9	Sequence Charts.....	159
9.1	State Sequences.....	159
9.2	Wakeup Sequences	161
9.2.1	GPT Wakeup Sequences.....	161
9.2.2	ICU Wakeup Sequences	166
9.2.3	CAN Wakeup Sequences	170
9.2.4	LIN Wakeup Sequences	177
9.2.5	FlexRay Wakeup Sequences.....	181

10	Configuration specification	184
10.1	Common Containers and configuration parameters	184
10.1.1	EcuM	184
10.1.2	EcuMGeneral	185
10.1.3	EcuMConfiguration	186
10.1.4	EcuMCommonConfiguration	186
10.1.5	EcuMDefaultShutdownTarget	188
10.1.6	EcuMDriverInitListOne	189
10.1.7	EcuMDriverInitListZero	189
10.1.8	EcuMDriverRestartList	190
10.1.9	EcuMDriverInitItem	191
10.1.10	EcuMSleepMode	193
10.1.11	EcuMWakeUpSource	194
10.2	EcuM-Flex Containers and configuration parameters	196
10.2.1	EcuMFlexGeneral	196
10.2.2	EcuMFlexConfiguration	198
10.2.3	EcuMAlarmClock	199
10.2.4	EcuMFlexUserConfig	200
10.2.5	EcuMGoDownAllowedUsers	201
10.2.6	EcuMResetMode	201
10.2.7	EcuMSetClockAllowedUsers	202
10.2.8	EcuMShutdownCause	202
10.3	Published Information	204
11	Not applicable requirements	205

Known Limitations

- The ECU Manager module interfaces must be specified as reentrant in the Multi-Core context.

1 Introduction and Functional Overview

The ECU Manager module (as specified in this document) is a basic software module (see [1]) that manages common aspects of ECU states. Specifically, the ECU Manager module

- Initializes and de-initializes the OS, the SchM and the BswM as well as some basic software driver modules.
- configures the ECU for SLEEP and SHUTDOWN when requested.
- manages all wakeup events on the ECU

The ECU Manager module provides the wakeup validation protocol to distinguish 'real' wakeup events from 'erratic' ones.

There are actually two variants of AUTOSAR ECU management: flexible and fixed.

Flexible ECU management is much more powerful than in previous versions of the ECU Manager. Most notably, the fixed schema of ECU states and transitions between them has been eliminated to allow the following additional scenarios:

- Partial or fast startup where the ECU starts up with limited capabilities and later, as determined by the application, continues startup step by step.
- Interleaved startup where the ECU starts minimally and then starts the RTE to execute functionality in SW-Cs as soon as possible. It then continues to start further BSW and SW-Cs, thus interleaving BSW and application functionality..
- Multiple operational states where the ECU has more than one RUN state. This, among other things, refines the notion of a spectrum of SLEEP states to RUN states. There can now be a continuum of operational states spanning from the classic RUN (fully operational) to the deepest SLEEP (processor halted).
- Multi-Core ECUs: STARTUP, SHUTDOWN, SLEEP and WAKEUP are coordinated on all cores of the ECU.

Flexible ECU management employs the generic mode management facilities provided by the following modules:

- RTE and BSW Scheduler module [15] are now amalgamated into one module: This module supports freely configurable BSW and application modes and their mode-switching facilities.
- BSW Mode Manager module [22]: This module implements configurable rules and action lists to evaluate the conditions for switching ECU modes and to implement the necessary actions to do so.

Thus with Flexible ECU Management, most ECU states are no longer implemented in the ECU Manager module itself. In general, the ECU Manager module takes over control when the generic mode management facilities are unavailable in:

- Early STARTUP phases,
- Late SHUTDOWN phases,
- SLEEP phases where the facilities are locked out by the scheduler.

During the UP Phase of the ECU Manager module the BSW Mode Manager is responsible for further actions. Whereas, the ECU Manager module arbitrates RUN

and POST_RUN Requests from SW-Cs and notifies BswM about the status of the modes.

The RUN request protocol is an established method in ECU State Manager Fixed to determine whether the ECU shall be kept alive or is ready to shut down.

Fixed ECU Management continues ECU management in the form of previous AUTOSAR releases. It has a fixed set of ECU states and transitions between them and is sufficient for conventional ECUs that do not have special requirements such as partial or fast startup, interleaved startup, and multiple operational states (multiple RUN states). Fixed ECU management does not support Multicore ECUs, among other things.

This document specifies the ECU Manager module for flexible ECU management. [23] specifies the ECU Manager module for fixed ECU management.

1.1 Backwards Compatibility to Previous ECU Manager Module Versions

Flexible ECU management is backward compatible to previous ECU Manager versions and Fixed ECU Manager if it is configured accordingly.

For more information about a configuration in respect to compatibility see the “Guide to Mode Management” [24].

2 Definitions and Acronyms

This section defines terms that are of special significance to the ECU Manager and the acronyms of related modules.

Term	Description
Callback	Refer to the Glossary [7]
Callout	'Callouts' are function stubs that the system designer can replace with code, usually at configuration time, to add functionality to the ECU Manager module. Callouts are separated into two classes. One class provides mandatory ECU Manager module functionality and serves as a hardware abstraction layer. The other class provides optional functionality.
Integration Code	Refer to the Glossary [7]
Mode	A Mode is a certain set of states of the various state machines (not only of the ECU Manager) that are running in the vehicle and are relevant to a particular entity, an application or the whole vehicle
Passive Wakeup	A wakeup caused from an attached bus rather than an internal event like a timer or sensor activity.
Phase	A logical or temporal assembly of ECU Manager's actions and events, e.g. STARTUP, UP, SHUTDOWN, SLEEP, ... Phases can consist of Sub-Phases which are often called Sequences if they above all exist to group sequences of executed actions into logical units. Phases in this context are not the phases of the AUTOSAR Methodology.
Shutdown Target	The ECU must be shut down before it is put to sleep, before it is powered off or before it is reset. SLEEP, OFF, and RESET are therefore valid shutdown targets. By selecting a shutdown target, an application can communicate its wishes for the ECU behavior after the next shutdown to the ECU Manager module.
State	States are internal to their respective BSW component and thus not visible to the application. So they are only used by the BSW's internal state machine. The States inside the ECU Manager build the phases and therefore handle the modes.
Wakeup Event	A physical event which causes a wakeup. A CAN message or a toggling IO line can be wakeup events. Similarly, the internal SW representation, e.g. an interrupt, may also be called a wakeup event.
Wakeup Reason	The wakeup reason is the wakeup event that is the actual cause of the last wakeup.
Wakeup Source	The peripheral or ECU component which deals with wakeup events is called a wakeup source.

Acronym	Description
BswM	Basic Software Mode Manager
DEM	Diagnostic Event Manager
DET	Default Error Tracer
EcuM	ECU Manager
GPT	General Purpose Timer
ICU	Input Capture Unit
ISR	Interrupt Service Routine
MCU	Microcontroller Unit
NVRAM	Non-volatile random access memory
OS	Operating System
RTE	Runtime Environment
VFB	Virtual Function Bus

3 Related documentation

3.1 Input documents

- [1] List of Basic Software Modules
AUTOSAR_TR_BSWModuleList.pdf
- [2] Layered Software Architecture
AUTOSAR_EXP_LayeredSoftwareArchitecture.pdf
- [3] General Requirements on Basic Software Modules
AUTOSAR_SWS_BSWGeneral.pdf
- [4] General Requirements on Basic Software Modules
AUTOSAR_SRS_BSWGeneral.pdf
- [5] Requirements on Mode Management
AUTOSAR_SRS_ModeManagement.pdf
- [6] Specification of ECU Configuration
AUTOSAR_TPS_ECUConfiguration.pdf

3.2 Related standards and norms

None

3.3 Related AUTOSAR Software Specifications

- [7] Glossary
AUTOSAR_TR_Glossary.pdf
- [8] Specification of Communication Manager
AUTOSAR_SWS_COMManager.pdf
- [9] Specification of Watchdog Manager
AUTOSAR_SWS_WatchdogManager.pdf
- [10] Specification of MCU Driver
AUTOSAR_SWS_MCUDriver.pdf
- [11] Specification of SPI Handler/Driver

- AUTOSAR_SWS_SPIHandlerDriver.pdf
- [12] Specification of EEPROM Interface
AUTOSAR_SWS_EEPROMDriver.pdf
 - [13] Specification of Flash Interface
AUTOSAR_SWS_FlashDriver.pdf
 - [14] Specification of Operating System
AUTOSAR_SWS_OS.pdf
 - [15] Specification of RTE
AUTOSAR_SWS_RTE.pdf
 - [16] Specification of the Virtual Function Bus
AUTOSAR_EXP_VFB.pdf
 - [17] Specification of Diagnostic Event Manager
AUTOSAR_SWS_DiagnosticEventManager.pdf
 - [18] Specification of Default Error Tracer
AUTOSAR_SWS_DefaultErrorTracer.pdf
 - [19] Specification of CAN Transceiver Driver
AUTOSAR_SWS_CANTransceiverDriver.pdf
 - [20] Specification of C Implementation Rules
AUTOSAR_TR_CImplementationRules.pdf
 - [21] Basic Software Module Description Template
AUTOSAR_TPS_BSWModuleDescriptionTemplate.pdf
 - [22] Specification of BSW Mode Manager
AUTOSAR_SWS_BSWModeManager.pdf
 - [23] Specification of ECU State Manager Fixed
AUTOSAR_SWS_ECUStateManagerFixed.pdf
 - [24] Guide to Mode Management
AUTOSAR_Guide_ModeManagement.pdf

AUTOSAR provides a General Specification on Basic Software modules [4] (SWS BSW General), which is also valid for ECU State Manager.

Thus, the specification SWS BSW General shall be considered as additional and required specification for ECU State Manager.

4 Constraints and Assumptions

4.1 Limitations

ECUs cannot always be switched off (i.e. zero power consumption).

Rationale: The shutdown target OFF can only be reached using ECU special hardware (e.g. a power hold circuit). If this hardware is not available, this specification proposes to issue a reset instead. Other default behaviors are permissible, however.

4.2 Hardware Requirements

In this section, the term “EcuM RAM” refers to a block of RAM reserved for use by the ECU Manager module.

The EcuM RAM shall keep contents of vital data while the ECU clock is switched off.

Rationale: This requirement is needed to implement sleep states as required in Section 7.5 SLEEP .

The EcuM RAM shall provide a no-init area that keeps contents over a reset cycle.

The no-init area of the EcuM RAM (see EcuM2869) shall only be initialized on a power on event (clamp 30).

The system designer is responsible for establishing an initialization strategy for the no init area of the ECU RAM.

4.3 Applicability to car domains

The ECU Manager module is applicable to all car domains.

5 Dependencies to other modules

The following sections outline the important relationships to other modules. They also contain some requirements that these modules must fulfill to collaborate correctly with the ECU Manager module.

If data pointers are passed to a BSW module, the address needs to point to a location in the shared part of the memory space.

5.1 SPAL Modules

5.1.1 MCU Driver

The MCU Driver is the first basic software module initialized by the ECU Manager module. When `MCU_Init` returns (see [SWS EcuM 02858](#)), the MCU module and the MCU Driver module are not necessarily fully initialized, however. Additional MCU module specific steps may be needed to complete the initialization. The ECU Manager module provides two callout where this additional code can be placed. Refer to section 7.3.2 Activities in StartPreOS Sequence for details.

5.1.2 Driver Dependencies and Initialization Order

BSW drivers may depend on each other. A typical example is the watchdog driver, which needs the SPI driver to access an external watchdog. This means on the one hand, that drivers may be stacked (not relevant to the ECU Manager module) and on the other hand that the called module must be initialized before the calling module is initialized.

The system designer is responsible for defining the initialization order at configuration time in `EcuMDriverInitListZero` (see [ECUC EcuM 00114](#)), `EcuMDriverInitListOne` (see [ECUC EcuM 00111](#)) and in `EcuMDriverRestartList` (see [ECUC EcuM 00115](#)).

5.2 Peripherals with Wakeup Capability

Wakeup sources must be handled and encapsulated by drivers.

These drivers must follow the protocols and requirements presented in this document to ensure a seamless integration into the AUTOSAR BSW. Basically, the protocol is as follows:

The driver must invoke `EcuM_SetWakeupEvent` (see [SWS_EcuM_02826](#)) to notify the ECU Manager module that a pending wakeup event has been detected. The driver must not only invoke `EcuM_SetWakeupEvent` while the ECU is waiting for a wakeup event during a sleep phase but also during the driver initialization phase and during normal operation when `EcuM_MainFunction` is running.

The driver must provide an explicit function to put the wakeup source to sleep. This function shall put the wakeup source into an energy saving and inert operation mode and rearm the wakeup notification mechanism.

If the wakeup source is capable of generating spurious events¹ then either

- the driver or
- the software stack consuming the driver or
- another appropriate BSW module

must either provide a validation callout for the wakeup event or call the ECU Manager module's validation function. If validation is not necessary, then this requirement is not applicable for the corresponding wakeup source.

5.3 Operating System

The ECU Manager module starts the AUTOSAR OS and also shuts it down. The ECU Manager module defines the protocol how control is handled before the OS is started and how control is handled after the OS has been shut down.

5.4 BSW Scheduler

The ECU Manager module initializes the BSW Scheduler and the ECU Manager module also contains `EcuM_MainFunction` (see [SWS_EcuM_02837](#)) which is scheduled to periodically evaluate wakeup requests and update the Alarm Clock.

5.5 BSW Mode Manager

ECU states are generally implemented as AUTOSAR modes and the BSW Mode Manager is responsible for monitoring changes in the ECU and affecting the

¹ Spurious wakeup events may result from EMV spikes, bouncing effects on wakeup lines etc.

corresponding changes to the ECU state machine as appropriate. Refer to the Specification of the Virtual Function Bus [16] for a discussion of AUTOSAR mode management and to the Guide to Mode Management [24] for ECU state machine implementation details and for guidelines about how to configure the BSW Mode Manager to implement the ECU state machine

The BSW Mode Manager can only manage the ECU state machine after mode management is operational – that is, after the SchM has been initialized and until the SchM is de-initialized or halted. The ECU Manager module takes control of the ECU when the BSW Mode manager is not operational.

The ECU Manager module therefore takes control immediately after the ECU has booted and relegates control to the BSW Mode Manager after initializing the SchM and the BswM.

The BswM passes control of the ECU back to the ECU Manager module to lock the operating system and handle wakeup events.

The BswM also passes control back to the ECU Manager immediately before the OS is stopped on shutdown.

When wakeup sources are being validated, the ECU Manager module indicates wakeup source state changes to the BswM through mode switch requests.

5.6 Software Components

The ECU Manager module handles the following ECU-wide properties:

- Shutdown targets.

This specification assumes that SW-Cs set these properties (through AUTOSAR ports), typically by some ECU specific part of the SW-C. The ECU Manager does not prevent a SW-C from overridding settings made by SW-Cs. The policy must be defined at a higher level.

The following measures might help to resolve this issue.

- The SW-C Template may contain a field to indicate whether the SW-C sets the shutdown target.
- The generation tool may only allow configurations that have one SW-C accessing the shutdown target.

5.7 File Structure

[SWS_EcuM_03023]

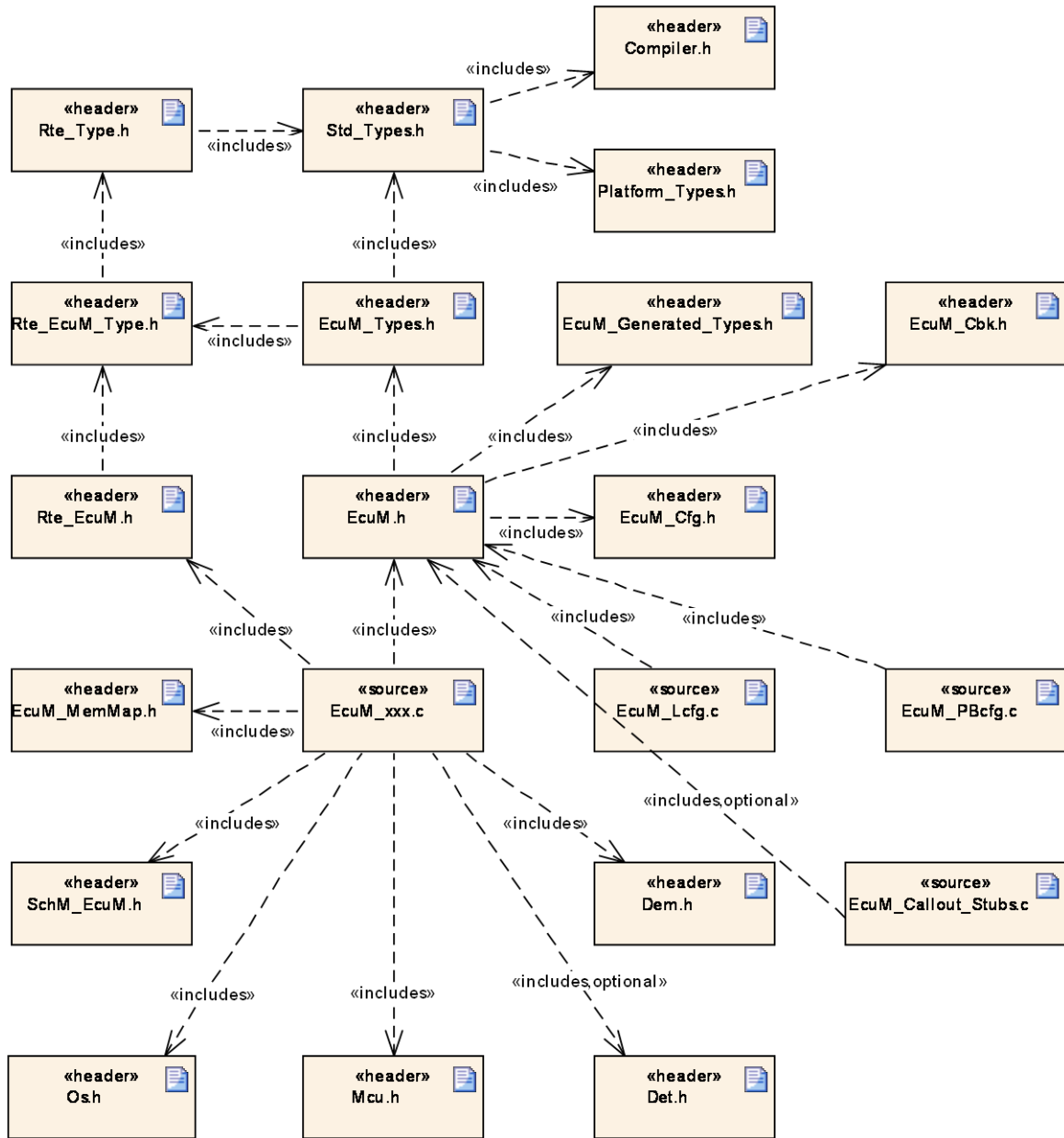


Figure 1 - ECU Manager Module Code File Structure

](SRS_BSW_00300,SRS_BSW_00346)

In SWS_EcuM_03023 the file structure is specified using an empty *Implementation Extension* so that <MIP> is equal to <MA>. The filenames have to be adjusted if the *Implementation Extension* consisting of `<vi>` `<ai>` is used. (See SWS_BSW_00102)

5.7.1 Code file structure

This specification does not define the code file structure completely.

[SWS_EcuM_02990] [The ECU Manager module implementation shall provide a single `EcuM_Callout_Stubs.c` file which contains the stubs of the callouts realized in this implementation (see section 8.6 Callout Definitions for a list of the callouts that could possibly be implemented)]()

Whether `EcuM_Callout_Stubs.c` can be edited manually or is composed only of other generated files depends on the implementation.

5.7.2 Header file structure

[SWS_EcuM_02992] [The ECU Manager module implementation shall provide a `EcuM_Generated_Types.h` file which contains generated type declarations that fulfill the forward declarations in `EcuM.h`.](SRS_BSW_00447)

[SWS_EcuM_02677] [`EcuM_Cbk.h` shall contain all declarations necessary to interact with the callbacks and callouts of the ECU Manager module.](SRS_BSW_00447)

[SWS_EcuM_03025] [The file `EcuM_Types.h` shall include `Rte_EcuM_Type.h` to include the types which are common used by BSW Modules and Software Components. `EcuM_Types.h` and `EcuM.h` shall only contain types, that are not already defined in `Rte_EcuM_Type.h`.](SRS_BSW_00447)

Also refer to chapter 8.7 Expected Interfaces for dependencies to other modules.

6 Requirements traceability

Requirement	Description	Satisfied by
-	-	ECUC_EcuM_02719
-	-	ECUC_EcuM_02720
-	-	ECUC_EcuM_02721
-	-	SWS_EcuM_00487
-	-	SWS_EcuM_00507
-	-	SWS_EcuM_00624
-	-	SWS_EcuM_01117
-	-	SWS_EcuM_01156
-	-	SWS_EcuM_02156
-	-	SWS_EcuM_02157
-	-	SWS_EcuM_02165
-	-	SWS_EcuM_02166
-	-	SWS_EcuM_02171
-	-	SWS_EcuM_02172
-	-	SWS_EcuM_02181
-	-	SWS_EcuM_02185
-	-	SWS_EcuM_02188
-	-	SWS_EcuM_02247
-	-	SWS_EcuM_02336
-	-	SWS_EcuM_02337
-	-	SWS_EcuM_02345
-	-	SWS_EcuM_02389
-	-	SWS_EcuM_02411
-	-	SWS_EcuM_02479
-	-	SWS_EcuM_02496
-	-	SWS_EcuM_02532
-	-	SWS_EcuM_02533
-	-	SWS_EcuM_02539
-	-	SWS_EcuM_02546
-	-	SWS_EcuM_02559
-	-	SWS_EcuM_02561
-	-	SWS_EcuM_02562
-	-	SWS_EcuM_02563
-	-	SWS_EcuM_02565
-	-	SWS_EcuM_02566

-	-	SWS_EcuM_02572
-	-	SWS_EcuM_02585
-	-	SWS_EcuM_02589
-	-	SWS_EcuM_02601
-	-	SWS_EcuM_02603
-	-	SWS_EcuM_02623
-	-	SWS_EcuM_02625
-	-	SWS_EcuM_02634
-	-	SWS_EcuM_02645
-	-	SWS_EcuM_02664
-	-	SWS_EcuM_02677
-	-	SWS_EcuM_02683
-	-	SWS_EcuM_02684
-	-	SWS_EcuM_02707
-	-	SWS_EcuM_02709
-	-	SWS_EcuM_02710
-	-	SWS_EcuM_02712
-	-	SWS_EcuM_02730
-	-	SWS_EcuM_02756
-	-	SWS_EcuM_02783
-	-	SWS_EcuM_02788
-	-	SWS_EcuM_02790
-	-	SWS_EcuM_02791
-	-	SWS_EcuM_02794
-	-	SWS_EcuM_02795
-	-	SWS_EcuM_02796
-	-	SWS_EcuM_02798
-	-	SWS_EcuM_02799
-	-	SWS_EcuM_02801
-	-	SWS_EcuM_02806
-	-	SWS_EcuM_02807
-	-	SWS_EcuM_02810
-	-	SWS_EcuM_02811
-	-	SWS_EcuM_02812
-	-	SWS_EcuM_02813
-	-	SWS_EcuM_02822
-	-	SWS_EcuM_02824
-	-	SWS_EcuM_02825
-	-	SWS_EcuM_02827

-	-	SWS_EcuM_02828
-	-	SWS_EcuM_02829
-	-	SWS_EcuM_02830
-	-	SWS_EcuM_02831
-	-	SWS_EcuM_02835
-	-	SWS_EcuM_02836
-	-	SWS_EcuM_02837
-	-	SWS_EcuM_02838
-	-	SWS_EcuM_02858
-	-	SWS_EcuM_02859
-	-	SWS_EcuM_02863
-	-	SWS_EcuM_02867
-	-	SWS_EcuM_02868
-	-	SWS_EcuM_02904
-	-	SWS_EcuM_02905
-	-	SWS_EcuM_02906
-	-	SWS_EcuM_02907
-	-	SWS_EcuM_02916
-	-	SWS_EcuM_02917
-	-	SWS_EcuM_02918
-	-	SWS_EcuM_02919
-	-	SWS_EcuM_02920
-	-	SWS_EcuM_02921
-	-	SWS_EcuM_02922
-	-	SWS_EcuM_02923
-	-	SWS_EcuM_02924
-	-	SWS_EcuM_02925
-	-	SWS_EcuM_02926
-	-	SWS_EcuM_02928
-	-	SWS_EcuM_02929
-	-	SWS_EcuM_02951
-	-	SWS_EcuM_02957
-	-	SWS_EcuM_02958
-	-	SWS_EcuM_02960
-	-	SWS_EcuM_02961
-	-	SWS_EcuM_02962
-	-	SWS_EcuM_02963
-	-	SWS_EcuM_02975
-	-	SWS_EcuM_02976

-	-	SWS_EcuM_02979
-	-	SWS_EcuM_02980
-	-	SWS_EcuM_02990
-	-	SWS_EcuM_02992
-	-	SWS_EcuM_03000
-	-	SWS_EcuM_03003
-	-	SWS_EcuM_03010
-	-	SWS_EcuM_03011
-	-	SWS_EcuM_03012
-	-	SWS_EcuM_03017
-	-	SWS_EcuM_03018
-	-	SWS_EcuM_03019
-	-	SWS_EcuM_03020
-	-	SWS_EcuM_04001
-	-	SWS_EcuM_04002
-	-	SWS_EcuM_04003
-	-	SWS_EcuM_04004
-	-	SWS_EcuM_04005
-	-	SWS_EcuM_04006
-	-	SWS_EcuM_04007
-	-	SWS_EcuM_04008
-	-	SWS_EcuM_04011
-	-	SWS_EcuM_04012
-	-	SWS_EcuM_04014
-	-	SWS_EcuM_04015
-	-	SWS_EcuM_04016
-	-	SWS_EcuM_04017
-	-	SWS_EcuM_04018
-	-	SWS_EcuM_04019
-	-	SWS_EcuM_04020
-	-	SWS_EcuM_04021
-	-	SWS_EcuM_04022
-	-	SWS_EcuM_04023
-	-	SWS_EcuM_04025
-	-	SWS_EcuM_04026
-	-	SWS_EcuM_04027
-	-	SWS_EcuM_04028
-	-	SWS_EcuM_04029
-	-	SWS_EcuM_04030

-	-	SWS_EcuM_04033
-	-	SWS_EcuM_04038
-	-	SWS_EcuM_04040
-	-	SWS_EcuM_04041
-	-	SWS_EcuM_04042
-	-	SWS_EcuM_04044
-	-	SWS_EcuM_04045
-	-	SWS_EcuM_04046
-	-	SWS_EcuM_04048
-	-	SWS_EcuM_04049
-	-	SWS_EcuM_04050
-	-	SWS_EcuM_04051
-	-	SWS_EcuM_04061
-	-	SWS_EcuM_04062
-	-	SWS_EcuM_04063
-	-	SWS_EcuM_04065
-	-	SWS_EcuM_04067
-	-	SWS_EcuM_04069
-	-	SWS_EcuM_04070
-	-	SWS_EcuM_04071
-	-	SWS_EcuM_04072
-	-	SWS_EcuM_04073
-	-	SWS_EcuM_04074
-	-	SWS_EcuM_04075
-	-	SWS_EcuM_04076
-	-	SWS_EcuM_04078
-	-	SWS_EcuM_04079
-	-	SWS_EcuM_04080
-	-	SWS_EcuM_04081
-	-	SWS_EcuM_04082
-	-	SWS_EcuM_04084
-	-	SWS_EcuM_04085
-	-	SWS_EcuM_04086
-	-	SWS_EcuM_04087
-	-	SWS_EcuM_04088
-	-	SWS_EcuM_04089
-	-	SWS_EcuM_04092
-	-	SWS_EcuM_04093
-	-	SWS_EcuM_04094

-	-	SWS_EcuM_04095
-	-	SWS_EcuM_04096
-	-	SWS_EcuM_04097
-	-	SWS_EcuM_04098
-	-	SWS_EcuM_04101
-	-	SWS_EcuM_04102
-	-	SWS_EcuM_04105
-	-	SWS_EcuM_04106
-	-	SWS_EcuM_04107
-	-	SWS_EcuM_04108
-	-	SWS_EcuM_04109
-	-	SWS_EcuM_04110
-	-	SWS_EcuM_04111
-	-	SWS_EcuM_04112
-	-	SWS_EcuM_04113
-	-	SWS_EcuM_04135
-	-	SWS_EcuM_04136
-	-	SWS_EcuM_04137
-	-	SWS_EcuM_04138
BSW00434	-	SWS_EcuM_09999
BSW00445	-	SWS_EcuM_04032
BSW00446	-	SWS_EcuM_09999
SRS_BSW_00005	Modules of the $\hat{\mu}$ C Abstraction Layer (MCAL) may not have hard coded horizontal interfaces	SWS_EcuM_09999
SRS_BSW_00010	The memory consumption of all Basic SW Modules shall be documented for a defined configuration for all supported platforms.	SWS_EcuM_09999
SRS_BSW_00159	All modules of the AUTOSAR Basic Software shall support a tool based configuration	SWS_EcuM_09999
SRS_BSW_00160	Configuration files of AUTOSAR Basic SW module shall be readable for human beings	SWS_EcuM_09999
SRS_BSW_00161	The AUTOSAR Basic Software shall provide a microcontroller abstraction layer which provides a standardized interface to higher software layers	SWS_EcuM_09999
SRS_BSW_00162	The AUTOSAR Basic Software shall provide a hardware abstraction layer	SWS_EcuM_09999
SRS_BSW_00164	The Implementation of interrupt	SWS_EcuM_09999

	service routines shall be done by the Operating System, complex drivers or modules	
SRS_BSW_00167	All AUTOSAR Basic Software Modules shall provide configuration rules and constraints to enable plausibility checks	SWS_EcuM_09999
SRS_BSW_00168	SW components shall be tested by a function defined in a common API in the Basis-SW	SWS_EcuM_09999
SRS_BSW_00300	All AUTOSAR Basic Software Modules shall be identified by an unambiguous name	SWS_EcuM_03023
SRS_BSW_00307	Global variables naming convention	SWS_EcuM_09999
SRS_BSW_00308	AUTOSAR Basic Software Modules shall not define global data in their header files, but in the C file	SWS_EcuM_09999
SRS_BSW_00309	All AUTOSAR Basic Software Modules shall indicate all global data with read-only purposes by explicitly assigning the const keyword	SWS_EcuM_09999
SRS_BSW_00314	All internal driver modules shall separate the interrupt frame definition from the service routine	SWS_EcuM_09999
SRS_BSW_00323	All AUTOSAR Basic Software Modules shall check passed API parameters for validity	SWS_EcuM_03009
SRS_BSW_00325	The runtime of interrupt service routines and functions that are running in interrupt context shall be kept short	SWS_EcuM_09999
SRS_BSW_00326	-	SWS_EcuM_09999
SRS_BSW_00327	Error values naming convention	SWS_EcuM_04032
SRS_BSW_00330	It shall be allowed to use macros instead of functions where source code is used and runtime is critical	SWS_EcuM_09999
SRS_BSW_00331	All Basic Software Modules shall strictly separate error and status information	SWS_EcuM_04039
SRS_BSW_00334	All Basic Software Modules shall provide an XML file that contains the meta data	SWS_EcuM_09999
SRS_BSW_00337	Classification of development errors	SWS_EcuM_04032
SRS_BSW_00338	-	SWS_EcuM_04032
SRS_BSW_00339	Reporting of production relevant	SWS_EcuM_02987

	error status	
SRS_BSW_00341	Module documentation shall contain all needed informations	SWS_EcuM_09999
SRS_BSW_00344	BSW Modules shall support link-time configuration	SWS_EcuM_03007
SRS_BSW_00345	BSW Modules shall support pre-compile configuration	SWS_EcuM_03007
SRS_BSW_00346	All AUTOSAR Basic Software Modules shall provide at least a basic set of module files	SWS_EcuM_03023
SRS_BSW_00347	A Naming separation of different instances of BSW drivers shall be in place	SWS_EcuM_09999
SRS_BSW_00348	All AUTOSAR standard types and constants shall be placed and organized in a standard type header file	SWS_EcuM_09999
SRS_BSW_00350	All AUTOSAR Basic Software Modules shall apply a specific naming rule for enabling/disabling the detection and reporting of development errors	SWS_EcuM_04032
SRS_BSW_00353	All integer type definitions of target and compiler specific scope shall be placed and organized in a single type header	SWS_EcuM_09999
SRS_BSW_00359	All AUTOSAR Basic Software Modules callback functions shall avoid return types other than void if possible	SWS_EcuM_02826
SRS_BSW_00360	AUTOSAR Basic Software Modules callback functions are allowed to have parameters	SWS_EcuM_02826
SRS_BSW_00361	All mappings of not standardized keywords of compiler specific scope shall be placed and organized in a compiler specific type and keyword header	SWS_EcuM_09999
SRS_BSW_00385	List possible error notifications	SWS_EcuM_04032
SRS_BSW_00404	BSW Modules shall support post-build configuration	SWS_EcuM_03007
SRS_BSW_00405	BSW Modules shall support multiple configuration sets	SWS_EcuM_03007
SRS_BSW_00406	A static status variable denoting if a BSW module is initialized shall be initialized with value 0 before any APIs of the BSW module is called	SWS_EcuM_09999
SRS_BSW_00410	Compiler switches shall have defined values	SWS_EcuM_09999
SRS_BSW_00413	An index-based accessing of the	SWS_EcuM_09999

	instances of BSW modules shall be done	
SRS_BSW_00415	Interfaces which are provided exclusively for one module shall be separated into a dedicated header file	SWS_EcuM_09999
SRS_BSW_00417	Software which is not part of the SW-C shall report error events only after the DEM is fully operational.	SWS_EcuM_09999
SRS_BSW_00422	Pre-de-bouncing of error status information is done within the DEM	SWS_EcuM_09999
SRS_BSW_00426	BSW Modules shall ensure data consistency of data which is shared between BSW modules	SWS_EcuM_09999
SRS_BSW_00427	ISR functions shall be defined and documented in the BSW module description template	SWS_EcuM_09999
SRS_BSW_00432	Modules should have separate main processing functions for read/receive and write/transmit data path	SWS_EcuM_09999
SRS_BSW_00437	Memory mapping shall provide the possibility to define RAM segments which are not to be initialized during startup	SWS_EcuM_09999
SRS_BSW_00439	Enable BSW modules to handle interrupts	SWS_EcuM_09999
SRS_BSW_00440	The callback function invocation by the BSW module shall follow the signature provided by RTE to invoke servers via Rte_Call API	SWS_EcuM_02826
SRS_BSW_00447	Standardizing Include file structure of BSW Modules Implementing Autosar Service	SWS_EcuM_03025
SRS_BSW_00449	BSW Service APIs used by Autosar Application Software shall return a Std_ReturnType	SWS_EcuM_09999
SRS_BSW_00450	A Main function of a un-initialized module shall return immediately	SWS_EcuM_09999
SRS_BSW_00453	BSW Modules shall be harmonized	SWS_EcuM_09999
SRS_ModeMgm_09072	ECU shutdown shall be forced	SWS_EcuM_03022
SRS_ModeMgm_09098	Storing the wake-up reasons shall be available	SWS_EcuM_02826
SRS_ModeMgm_09104	ECU State Manager shall take over control after OS shutdown	SWS_EcuM_02952, SWS_EcuM_02953
SRS_ModeMgm_09113	Initialization of Basic Software modules shall be done	SWS_EcuM_02932

SRS_ModeMgm_09116	Requesting and releasing the RUN state shall be provided	SWS_EcuM_04115, SWS_EcuM_04116, SWS_EcuM_04117, SWS_EcuM_04118, SWS_EcuM_04119, SWS_EcuM_04120, SWS_EcuM_04121, SWS_EcuM_04123, SWS_EcuM_04130
SRS_ModeMgm_09127	The ECU State Manager shall de-initialize Basic Software modules where appropriate during the shutdown process	SWS_EcuM_03021
SRS_ModeMgm_09136	The ECU State Manager shall be the receiver of all wake-up events	SWS_EcuM_04091
SRS_ModeMgm_09186	Alarm Clock shall be active while the ECU is powered	SWS_EcuM_04054, SWS_EcuM_04055, SWS_EcuM_04056, SWS_EcuM_04057, SWS_EcuM_04058, SWS_EcuM_04059, SWS_EcuM_04060
SRS_ModeMgm_09187	In Case of wakeup, all the alarm clock shall be canceled	SWS_EcuM_04009
SRS_ModeMgm_09188	In Case of startup, all the alarm clock shall be canceled	SWS_EcuM_04010
SRS_ModeMgm_09190	The alarm clock service shall allow setting an alarm relative to the current time using a time resolution of seconds	SWS_EcuM_04054
SRS_ModeMgm_09194	The alarm clock service shall allow setting the clock	SWS_EcuM_04064
SRS_ModeMgm_09199	The alarm clock service shall allow setting an alarm absolute by using an absolute time with a resolution of seconds	SWS_EcuM_04057
SRS_ModeMgm_09234	The EcuM shall handle the initialization of Basic Software modules	SWS_EcuM_02947
SRS_ModeMgm_09239	To shutdown, ShutdownAllCores shall be called on the master core after synchronizing all cores	SWS_EcuM_04024

7 Functional Specification

Chapter 1 introduced the new, more flexible approach to ECU state management.

However, this flexibility comes at the price of responsibility. There are no standard ECU modes, or states. The integrator of an ECU must decide which states are needed and also configure them.

When ECU Mode Handling is used, the standard states RUN and POST_RUN are arbitrated by the RUN Request Protocol and propagated to the BswM. The system designer has to make sure that pre-conditions of respective states are met when setting an EcuM Mode by BswM actions.

Note that neither the BSW nor SW-Cs will be able to rely on certain ECU modes or states, although previous versions of the BSW have largely not relied on them..

This document only specifies the functionality that remains in the ECU Manager module. For a complete picture of ECU State Management, refer to the specifications of the other relevant modules, i.e., RTE and BSW Scheduler module [15] and BSW Mode Manager module [22].

Refer to the Guide to Mode Management [24] for some example use cases for ECU states and the interaction between the involved BSW modules.

The ECU Manager module manages the state of wakeup sources in the same way as it has in the past. The APIs to set/clear/validate wakeup events remain the same – with the notable difference that these APIs are Callbacks.

It was always intended that wakeup source handling take place not only during wakeup but continuously, in parallel to all other EcuM activities. This functionality is now fully decoupled from the rest of ECU management via mode requests.

7.1 Phases of the ECU Manager Module

Previous versions of the ECU Manager Module specification have differentiated between ECU states and ECU modes.

ECU modes were longer-lasting periods of operational ECU activities that were visible to applications and provided orientation to them, i.e. starting up, shutting down, going to sleep and waking up.

The ECU Manager states were generally continuous sequences of ECU Manager Module operations terminated by waiting until external conditions were fulfilled. Startup1, for example, contained all BSW initialization before the OS was started and terminated when the OS returned control to the ECU Manager module.

For the current Flexible ECU Manager there exist *States*, *Modes* and *Phases* which are defined in Definitions and Acronyms.

Here the ECU state machine is implemented as general modes under the control of the BSW Mode Manager module. This creates a terminology problem as the old ECU *States* now become *Modes* that are visible through the RTE_Mode port interface and the old ECU *Modes* become *Phases*.

Because *Modes* as defined by the VFB and used in the RTE are only available in the UP phase (where the ECU Manager is passive) the change of terminology from *Modes* to *Phases* got necessary.

Figure 2 shows an overview over the the phases of the Flexible ECU Manager module.

The STARTUP phase lasts until the mode management facilities are running. Basically the STARTUP phase consists of the minimal activities needed to start mode management: initializing low-level drivers, starting the OS and initializing the BSW Scheduler and the BSW Mode Manager modules. Similarly the SHUTDOWN phase is the reverse of the STARTUP phase is where mode management is de-initialized.

The UP phase consists of all states that are not highlighted. During that phase, the ECU goes from *State* to *State* and from *Mode* to *Mode*, as dictated by the Integrator-defined state machine.

The UP phase contains default Modes in case ECU Mode Handling is used. The transition between these Modes is done by cooperation between the ECU State Manager module and the BSW Mode Manager module.

Note that the UP phase contains some former sleep states. The mode management facilities do not operate from the point where the OS Scheduler has been locked to prevent other tasks from running in sleep to the point where the MCU mode that puts the ECU to sleep has been exited. The ECU Manager module provides wakeup handling support at this time.

A diagram which maps the new *Phases* to the old *States* of the ECU Manager of AUTOSAR 3 and to the *States* of the ECU Manager Fixed of AUTOSAR 4 can be found in the “Guide to Mode Management” [24].

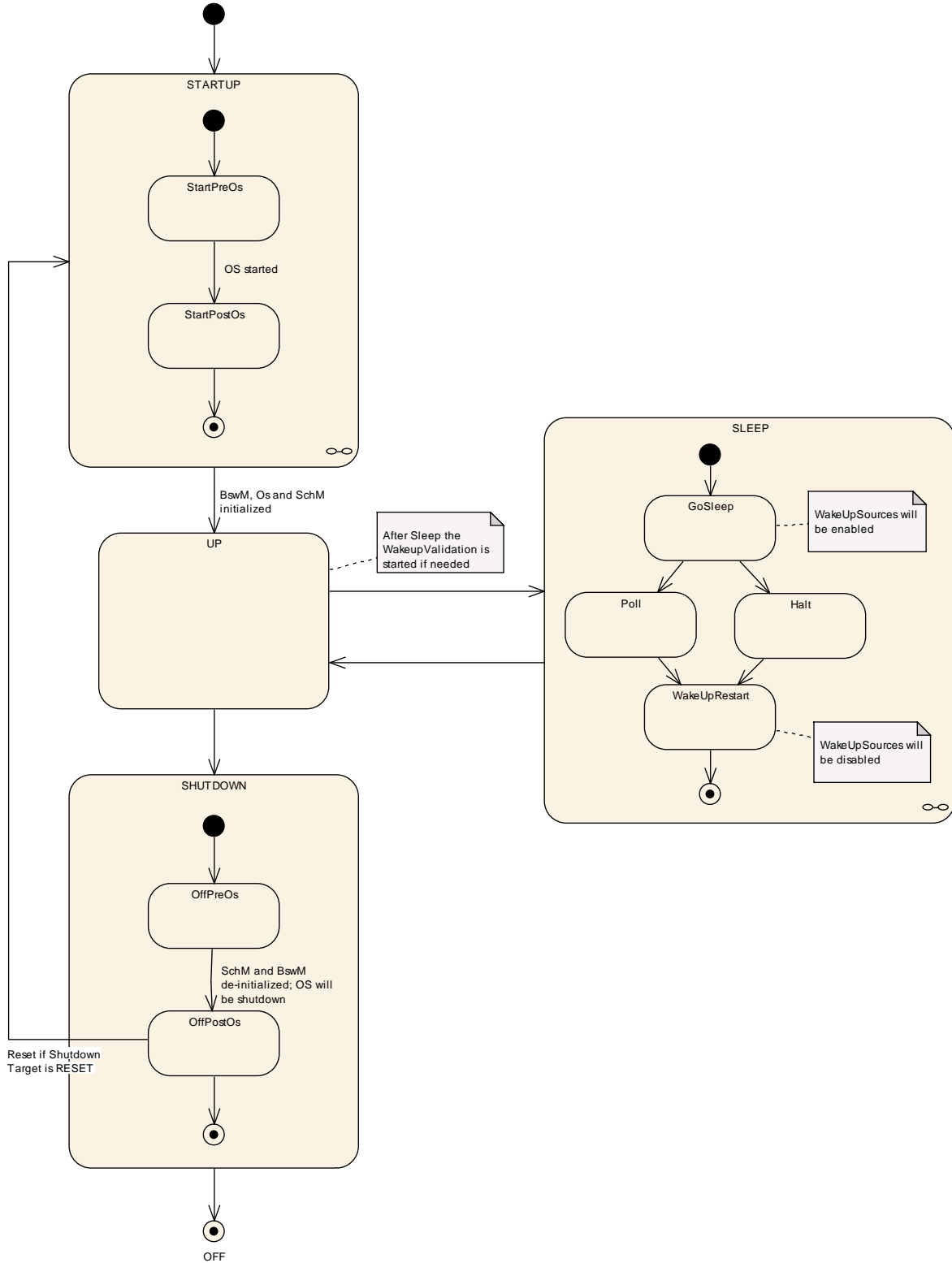


Figure 2 – Phases of the ECU Manager

7.1.1 STARTUP Phase

The purpose of the STARTUP phase is to initialize the basic software modules to the point where Generic Mode Management facilities are operational. For more details about the initialization see chapter 7.3.

7.1.2 UP Phase

Essentially, the UP phase starts when the BSW Scheduler has started and BswM_Init has been called. At that point, memory management is not initialized, there are no communication stacks, no SW-C support (RTE) and the SW-Cs have not started. Processing starts in a certain mode (the next one configured after Startup) with corresponding runnables, i.e. the BSW MainFunctions, and continues as an arbitrary combination of mode changes which cause the BswM to execute actions as well as triggering and disabling corresponding runnables.

From the ECU Manager Module perspective, the ECU is “up”, however. The BSW Mode Manager Module then starts mode arbitration and all further BSW initialization, starting the RTE and (implicitly) starting SW-Cs becomes code executed in the BswM’s action lists or driven by mode-dependent scheduling, effectively under the control of the integrator.

Initializing the NvM and calling NvM_Readall therefore also becomes integration code. This means that the integrator is responsible for triggering the initialization of Com, DEM and FIM at the end of NvM_ReadAll. The NvM will notify the BswM when NvM_ReadAll has finished.

Note that the RTE can be started after NvM and COM have been initialized. Note also that the communication stack need not be fully initialized before COM can be initialized.

These changes initialize BSW modules as well as starting SW-Cs in arbitrary order until the ECU reaches full capacity and the changes continue to determine the ECU capabilities thereafter as well.

Ultimately mode switches stop SW-Cs and de-initialize the BSW so that the Up phase ends when the ECU reaches a state where it can be powered off.

So, as far as the ECU Manager module is concerned, the BSW and SW-Cs run until they are ready for the ECU to be shut down or put to sleep.

Refer to the Guide to Mode Management [24] for guidance on how to design mode-driven ECU management and for configuring the BSW Mode Manager accordingly.

7.1.3 SHUTDOWN Phase

[SWS_EcuM_03022]The SHUTDOWN phase handles the controlled shutdown of basic software modules and finally results in the selected shutdown target OFF or RESET.](SRS_ModeMgm_09072)

7.1.4 SLEEP Phase

The ECU saves energy in the SLEEP phase. Typically, no code is executed but power is still supplied, and if configured accordingly, the ECU is wakeable in this state². The ECU Manager module provides a configurable set of (hardware) sleep modes which typically are a trade off between power consumption and time to restart the ECU.

The ECU Manager module wakes the ECU up in response to intended or unintended wakeup events. Since unintended wakeup events should be ignored, the ECU Manager module provides a protocol to validate wakeup events. The protocol specifies a cooperative process between the driver which handles the wakeup source and the ECU Manager (see section 7.6.4 Activities in the WakeupValidation Sequence).

7.1.5 OFF Phase

The ECU enters the OFF state when it is powered down. The ECU may be wakeable in this state but only for wakeup sources with integrated power control. In any case the ECU must be startable (e.g. by reset events).

² Some ECU designs actually do require code execution to implement a SLEEP state (and the wakeup capability). For these ECUs, the clock speed is typically dramatically reduced. These could be implemented with a small loop inside the SLEEP state.

7.2 Structural Description of the ECU Manager

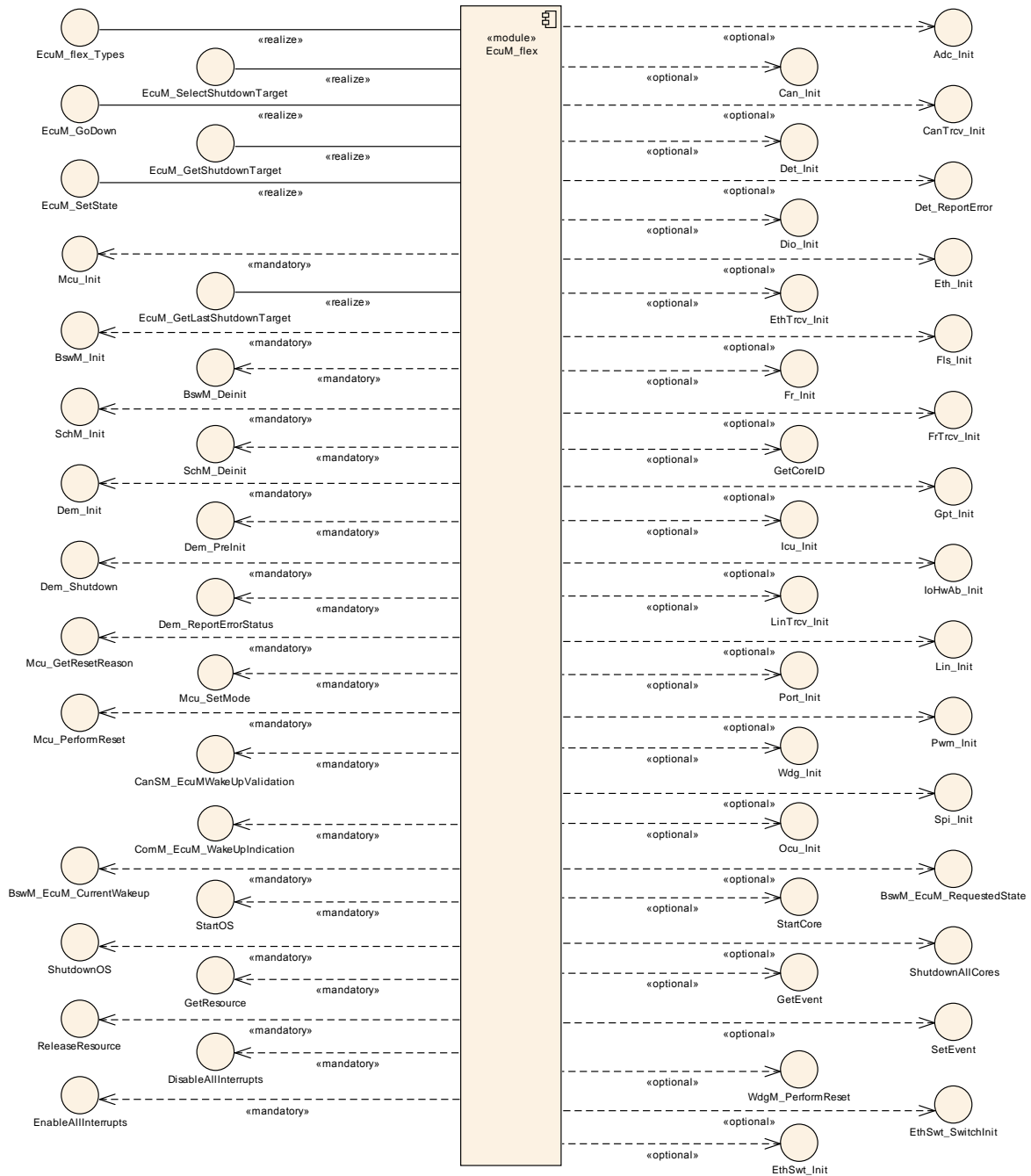


Figure 3 – ECU Manager Module Relationships

Figure 3 illustrates the ECU Manager module’s relationship to the interfaces of other BSW modules. In most cases, the ECU Manager module is simply responsible for initialization³. There are however some modules that have a functional relationship with the ECU Manager module, which is explained in the following paragraphs.

³ To be precise, “initialization” could also mean de-initialization.

7.2.1 Standardized AUTOSAR Software Modules

Some Basic Software driver modules are initialized, shut down and re-initialized upon wakeup by the ECU Manager module.

The OS is initialized and shut down by the ECU Manager.

After the OS initialization, additional initialization steps are undertaken by the ECU Manager module before passing control to the BswM. The BswM hands execution control back to the ECU Manager module immediately before OS shutdown. Details are provided in the chapters 7.3 STARTUP and 7.4 SHUTDOWN .

7.2.2 Software Components

SW-Components contain the AUTOSAR ECU's application code.

A SW-C interacts with the ECU Manager module using AUTOSAR ports.

7.3 STARTUP Phase

See Chapter 7.1.1 for an overview description of the STARTUP phase.

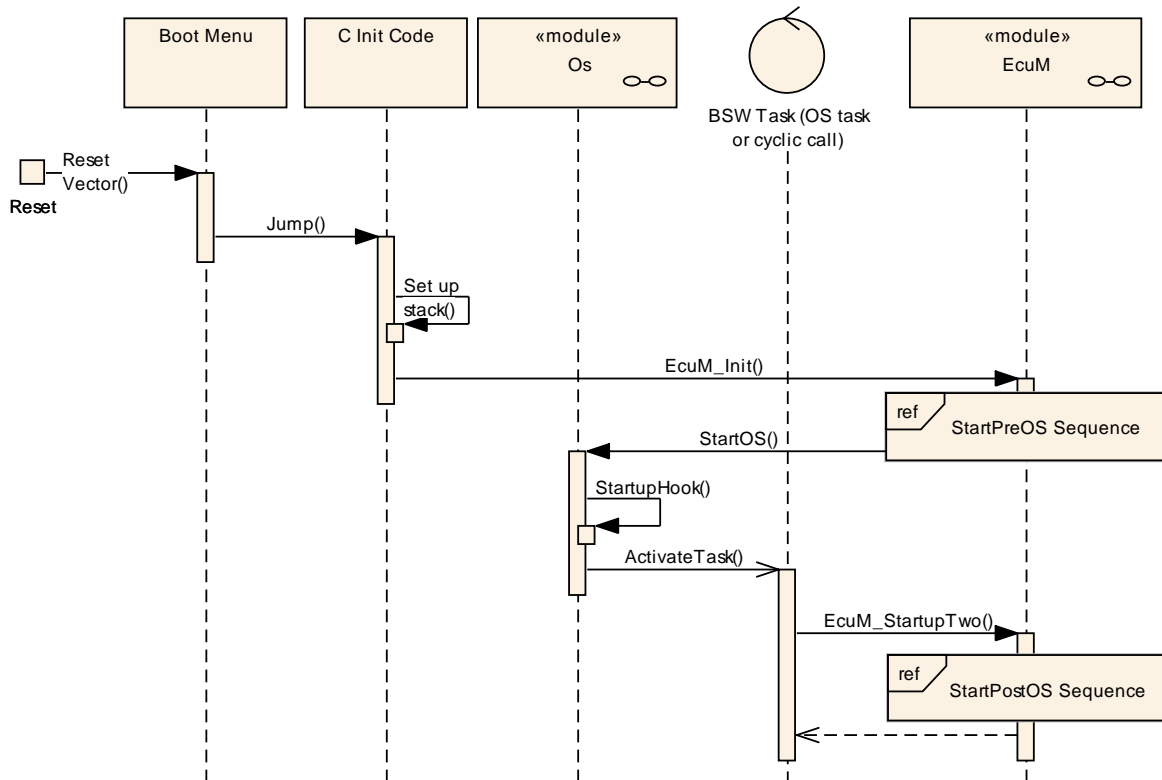


Figure 4 – STARTUP Phase

Figure 4 shows the startup behavior of the ECU. When invoked through EcuM_Init, the ECU Manager module takes control of the ECU startup procedure. With the call to StartOS, the ECU Manager module temporarily relinquishes control. To regain control, the Integrator has to implement an OS task that is automatically started and calls EcuM_StartupTwo as its first action.

7.3.1 Activities before EcuM_Init

The ECU Manager module assumes that before EcuM_Init (see [SWS EcuM_02811](#)) is called a minimal initialization of the MCU has taken place, so that a stack is set up and code can be executed, also that C initialization of variables has been performed.

7.3.2 Activities in StartPreOS Sequence

[SWS_EcuM_02411] Table 1 shows the activities in StartPreOS Sequence and the order in which they shall be executed in EcuM_Init (see [SWS_EcuM_02811](#)).

StartPreOS Sequence			
	Initialization Activity	Comment	Opt. ⁴
	Callout EcuM_AL_SetProgrammableInterrupts	On ECUs with programmable interrupt priorities, these priorities must be set before the OS is started.	yes
	Callout EcuM_AL_DriverInitZero	Init block 0 This callout may only initialize BSW modules that do not use post-build configuration parameters. The callout may not only contain driver initialization but also any kind of pre-OS, low level initialization code. See 7.3.5 Driver Initialization	yes
	Callout EcuM_DeterminePbConfiguration	This callout is expected to return a pointer to a fully initialized EcuM_ConfigType structure containing the post-build configuration data for the ECU Manager module and all other BSW modules.	no
	Check consistency of configuration data	If check fails the EcuM_ErrorHook is called. See 7.3.4 Checking Configuration Consistency for details on the consistency check.	no
	Callout EcuM_AL_DriverInitOne	Init block I The callout may not only contain driver initialization but any kind of pre-OS, low level initialization code. See 7.3.5 Driver Initialization	yes
	Get reset reason	The reset reason is derived from a call to Mcu_GetResetReason and the mapping defined via the EcuMWakeupSource configuration containers. See 8.5.1.2 EcuM_SetWakeupEvent and 8.3.5.3 EcuM_GetValidatedWakeupEvents (see SWS_EcuM_02830)	no
	Select default shutdown target	See SWS_EcuM_02181	no
	Callout EcuM_LoopDetection	If Loop Detection is enabled, this callout is called on every startup. It returns <code>true</code> , if a reset loop was detected. Otherwise it returns <code>false</code> .	yes
	Start OS	Start the AUTOSAR OS, see SWS_EcuM_02603	no

Table 1 – StartPreOS Sequence

()

[SWS_EcuM_02623] [The ECU Manager module shall remember the wakeup source resulting from the reset reason translation (see table 1).]()

Rationale for [SWS_EcuM_02623](#): The wakeup sources must be validated by the EcuM_MainFunction (see section 7.6.4 Activities in the WakeupValidation Sequence).

⁴ Optional activities can be switched on or off by configuration. See section 10.1 Common Containers and configuration parameters for details.

[SWS_EcuM_02684] [When activated through the EcuM_Init (see [SWS_EcuM_02811](#)) function, the ECU Manager module shall perform the actions in the StartPreOS Sequence (see Table 1 – StartPreOS Sequence).]()

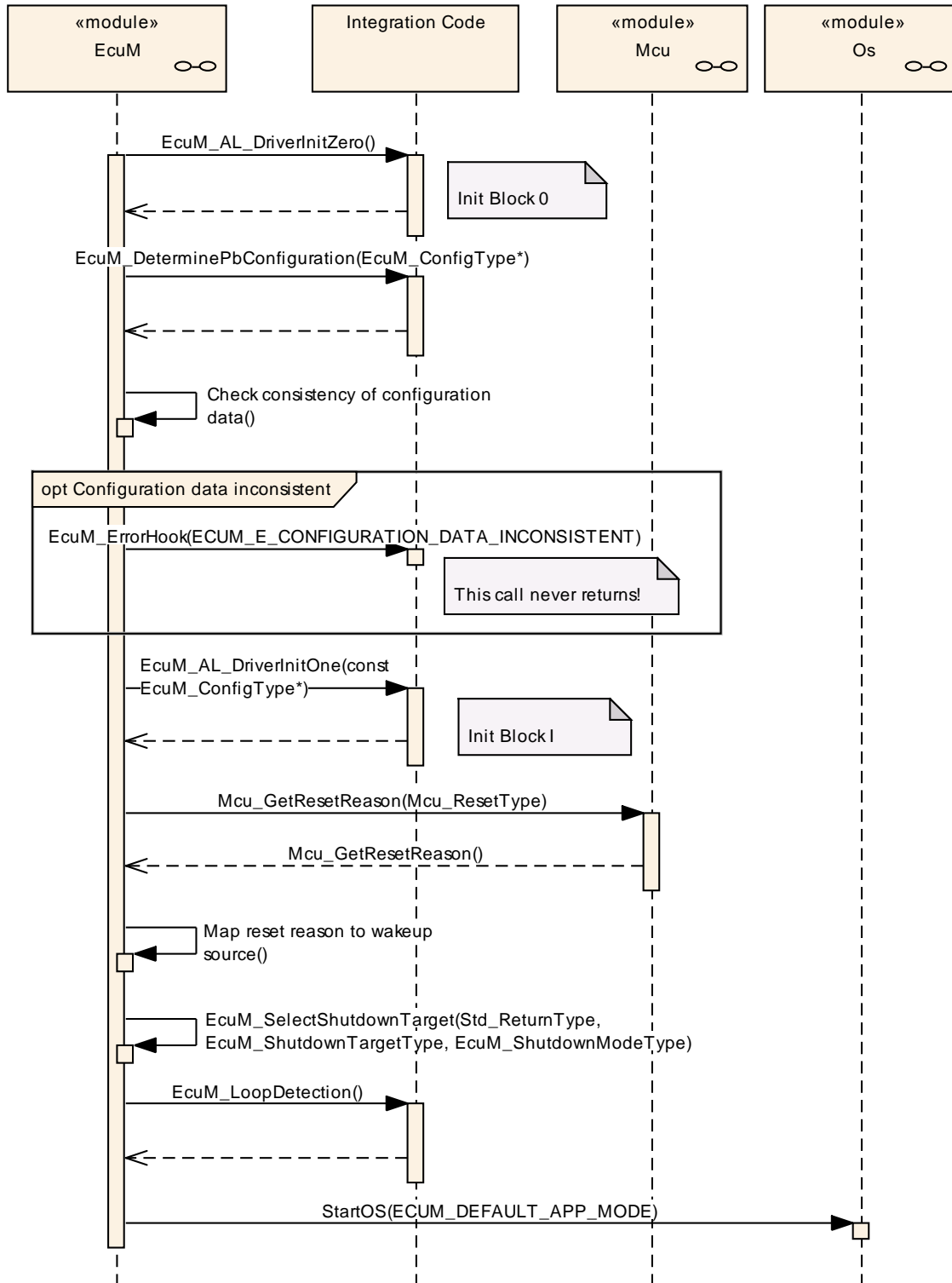


Figure 5 – StartPreOS Sequence

The StartPreOS Sequence is intended to prepare the ECU to initialize the OS and should be kept as short as possible. Drivers should be initialised in the UP phase when possible and the callouts should also be kept short. Interrupts should not be used during this sequence. If interrupts have to be used, only category I interrupts are allowed in the StartPreOS Sequence ⁵.

Initialization of drivers and hardware abstraction modules is not strictly defined by the ECU Manager. Two callouts EcuM_AL_DriverInitZero (see [SWS EcuM_02905](#)) and EcuM_AL_DriverInitOne (see [SWS EcuM_02907](#)) are provided to define the init blocks 0 and I. These blocks contain the initialization activities associated with the StartPreOS sequence.

MCU_Init does not provide complete MCU initialization. Additionally, hardware dependent steps have to be executed and must be defined at system design time. These steps are supposed to be taken within the EcuM_AL_DriverInitZero (see 8.6.2.2 EcuM_AL_DriverInitZero, [SWS EcuM_02905](#)) or EcuM_AL_DriverInitOne callouts (see 8.6.2.4 EcuM_AL_DriverInitOne, [SWS EcuM_02907](#)). Details can be found in the Specification of MCU Driver [10].

[SWS_EcuM_02181] [The ECU Manager module shall call 8.3.5.3 EcuM_GetValidatedWakeupEvents (see [SWS EcuM_02822](#)) with the configured default shutdown target (see section 7.7 Shutdown Targets and EcuMDefaultShutdownTarget [ECUC EcuM_00105](#)).]()

[SWS_EcuM_02603] [The StartPreOS Sequence shall initialize all basic software modules that are needed to start the OS.]()

7.3.3 Activities in the StartPostOS Sequence

StartPostOS Sequence			
	Initialization Activity	Comment	Opt. ⁶
	Init BSW Scheduler	Initialize the semaphores for critical sections used by BSW modules	no
	Init BSW Mode Manager		no

Table 2 – StartPostOS Sequence

[SWS_EcuM_02932] [When activated through the EcuM_StartupTwo (see [SWS EcuM_02838](#)) function, the ECU Manager module shall perform the actions in

⁵ Category II interrupts require a running OS while category I interrupts do not. AUTOSAR OS requires each interrupt vector to be exclusively put into one category.

⁶ Optional activities can be switched on or off by configuration. See section 10.1 Common Containers and configuration parameters for details.

StartPostOS Sequence (see Table 2 – StartPostOS Sequence).](SRS_ModeMgm_09113)

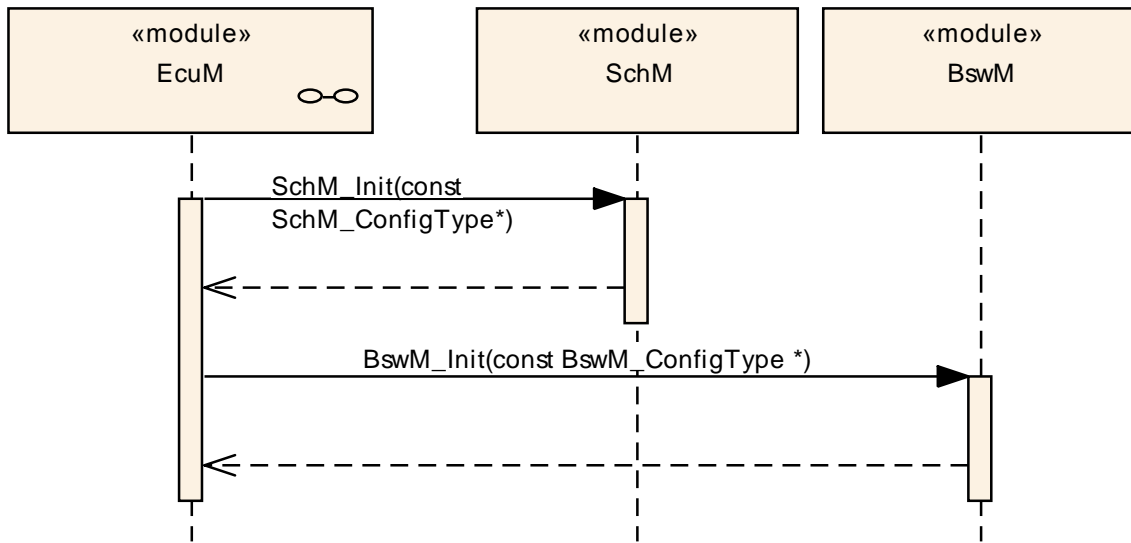


Figure 6 – StartPostOS Sequence

7.3.4 Checking Configuration Consistency

7.3.4.1 The Necessity for Checking Configuration Consistency in the ECU Manager

In an AUTOSAR ECU several configuration parameters are set and put into the ECU at different times. Pre-compile parameters are set, inserted into the generated source code and compiled into object code. When the source code has been compiled, link-time parameters are set, compiled, and linked with the previously configured object code into an image that is put into the ECU. Finally, post-build parameters are set, compiled, linked, and put into the ECU at a different time. All these parameters must match to obtain a stable ECU.

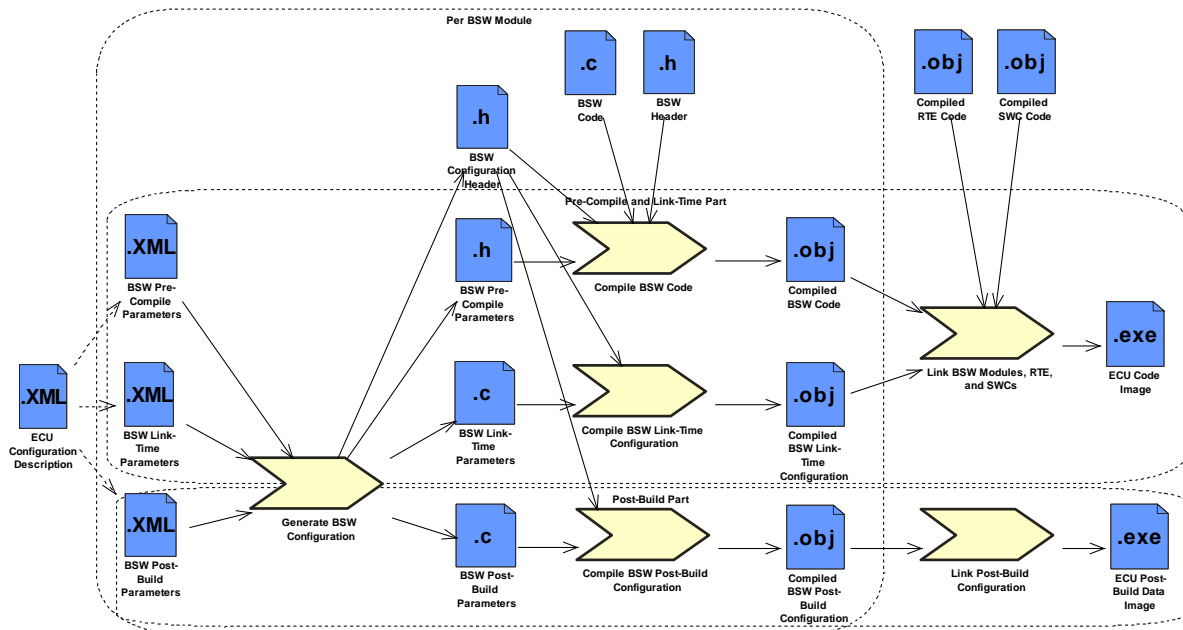


Figure 7 – BSW Configuration Steps

The configuration tool can check the consistency of configuration time parameters itself. The compiler may detect parameter errors at compilation time and the linker may find additional errors at link time. Unfortunately, finding configuration errors in post-build parameters is very difficult. This can only be achieved by checking that

- the pre-compile and link-time parameter settings used when compiling the code

are exactly the same as

- the pre-compile and link-time parameter settings used when configuring and compiling the post-build parameters.

This can only be done at run-time.

Explanation for [SWS EcuM_02796](#): The ECU Manager module checks the consistency once before initializing the first BSW module to avoid multiple checks scattered over the different BSW modules.

This also implies that:

[SWS_EcuM_02796] [The ECU Manager module shall not only check the consistency of its own parameters but of all post-build configurable BSW modules before initializing the first BSW module.]()

The ECU Manager Configuration Tool must compute a hash value over all pre-compile and link-time configuration parameters of all BSW modules and store the value in the link-time `ECUM_CONFIGCONSISTENCY_HASH` (see [ECUC EcuM_00102](#)) configuration parameter. The hash value is necessary for two reasons. First, the pre-compile and link-time parameters are not accessible at run-time. Second, the check must be very efficient at run-time. Comparing hundreds of parameters would cause an unacceptable delay in the ECU startup process.

The ECU Manager module Configuration Tool must in turn put the computed *ECUM_CONFIGCONSISTENCY_HASH* value into the field in the *EcuM_ConfigType* structure which contains the root of all post-build configuration parameters.

[SWS_EcuM_02798] [The ECU Manager module shall check in *EcuM_Init* (see [SWS_EcuM_02811](#)) that the field in the structure is equal to the value of *ECUM_CONFIGCONSISTENCY_HASH*.]()

By computing hash values at configuration time and comparing them at run-time the *EcuM* code can be very efficient and is furthermore independent of a particular hash computation algorithm. This allows the use of complex hash computation algorithms, e.g. cryptographically strong hash functions.

Note that the same hash algorithm can be used to produce the value for the post-build configuration identifier in the *EcuM_ConfigType* structure. Then the hash algorithm is applied to the post-build parameters instead of the pre-compile and link-time parameters.

[SWS_EcuM_02799] [The hash computation algorithm used to compute a hash value over all pre-compile and link-time configuration parameters of all BSW modules shall always produce the same hash value for the same set of configuration data regardless of the order of configuration parameters in the XML files.]()

7.3.4.2 Example Hash Computation Algorithm

Note: This chapter is not normative. It describes one possible way to compute hash values.

A simple CRC over the values of configuration parameters will not serve as a good hash algorithm. It only detects global changes, e.g. one parameter has changed from 1 to 2. But if another parameter changed from 2 to 1, the CRC might stay the same.

Additionally, not only the values of the configuration parameters but also their names must be taken into account in the hash algorithm. One possibility is to build a text file that contains the names of the configuration parameters and containers, separate them from the values using a delimiter, e.g. a colon, and putting each parameter as a line into a text file.

If there are multiple containers of the same type, each container name can be appended with a number, e.g. “_0”, “_1” and so on.

To make the hash value independent of the order in which the parameters are written into the text file, the lines in the file must now be sorted lexicographically.

Finally, a cryptographically strong hash function, e.g. MD5, can be run on the text file to produce the hash value. These hash functions produce completely different hash values for slightly changed input files.

7.3.5 Driver Initialization

A driver's location in the initialization process depends strongly on its implementation and the target hardware design.

Drivers can be initialized by the ECU Manager module in Init Block 0 or Init Block 1 of the STARTUP phase or re-initialized in the `EcuM_AL_DriverRestart` callout of the WakeupRestart Sequence. Drivers can also be initialized or re-initialized by the BswM during the UP phase.

This chapter applies to those AUTOSAR Basic Software drivers, other than SchM and BswM, whose initialization and re-initialization is handled by the ECU Manager module and not the BswM.

[SWS_EcuM_02559] [The configuration of the ECU Manager module shall specify the order of initialization calls inside init block 0 and init block 1. (see `EcuMDriverInitListZero` [ECUC EcuM_00114](#) and `EcuMDriverInitListOne` [ECUC EcuM_00111](#)).](SRS_BSW_00416,SRS_ModeMgm_09234)

[SWS_EcuM_02730] [The ECU Manager module shall call each driver's init function with the parameters derived from the driver's `EcuMModuleService` configuration container (see [ECUC EcuM_00124](#)).](SRS_ModeMgm_09234)

[SWS_EcuM_02947] [For re-initialization during WakeupRestart, the integrator shall integrate a restart block into the integration code for `EcuM_AL_DriverRestart` (see [SWS EcuM_02923](#)) using the `EcuMDriverRestartList` (see [ECUC EcuM_00115](#))](SRS_ModeMgm_09234)

[SWS_EcuM_02562] [`EcuMDriverRestartList` (see [ECUC EcuM_00115](#)) may contain drivers that serve as wakeup sources. `EcuM_AL_DriverRestart` (see [SWS EcuM_02923](#)) shall re-arm the trigger mechanism of these drivers' 'wakeup detected' callback (see Section 7.6.4 Activities in the WakeupRestart Sequence).]()

[SWS_EcuM_02563] [When hardware has been put into a sleep mode during SHUTDOWN then this hardware must be restarted by its driver. The ECU Manager module shall invoke in the WakeupRestart Sequence (see Section 7.6.4 Activities in the WakeupRestart Sequence).]()

[SWS_EcuM_02561] [The ECU Manager module shall initialize the drivers in `EcuMDriverRestartList` in the same order as in the combined list of init block 0 and init block 1.]()

Hint for [SWS EcuM_02561](#): `EcuMDriverRestartList` will typically only contain a subset of the combined list of init block 0 and init block 1 drivers.

Table 3 shows one possible (and recommended) sequence of activities for the Init Blocks 0 and I. Depending on hardware and software configuration, BSW modules may be added or left out and other sequences may also be possible.

Recommended Init Block		
	Init Activity	Comment
Init Block 0 ⁷		
	Default Error Tracer	This should always be the first module to be initialized, so that other modules can report development errors.
	Diagnostic Event Manager	Pre-Initialization
	Any drivers needed to access post-build configuration data	These drivers shall not depend on the post-build configuration or on OS features.
Init Block I ⁸		
	MCU Driver	
	Port Driver	
	DIO Driver	
	General Purpose Timer	
	Watchdog Driver	Internal watchdogs only, external ones may need SPI
	Watchdog Manager	
	ADC Driver	
	ICU Driver	
	PWM Driver	
	OCU Driver	

Table 3 - Driver Initialization Details, Sample Configuration

7.3.6 DET Initialization

The Default Error Tracer module is a BSW module which contains software used for debugging. The DET must be both initialized (by calling `Det_Init`) and started (by calling `Det_Start`) before becoming operational. Refer to [18] Specification of Default Error Tracer for details.

In production environments, the DET module must not be compiled in and in development environments, at least one module must use the DET before its initialization is relevant to the system.

[SWS_EcuM_02783] [If at least one module is configured to track development errors, the ECU Manager module shall initialize the DET before all other drivers during the StartPreOS sequence (see Section 7.3.2 Activities in StartPreOS Sequence).]()

⁷ Drivers in Init Block 0 are listed in the `EcuMDriverInitListZero` configuration container.

⁸ Drivers in Init Block I are listed in the `EcuMDriverInitListOne` configuration container.

Rational for [SWS EcuM_02783](#): Other modules cannot report development errors before the DET is initialized.

[SWS_EcuM_02634] [The ECU Manager module shall not start the DET by default.]()

Rationale for [SWS EcuM_02634](#): The system designer has to configure the point where DET is started, preferably into the EcuM_AL_DriverInitOne callout (see [SWS EcuM_02907](#)). The best point for starting DET depends on its implementation and behavior.

7.4 SHUTDOWN Phase

Refer to Section 7.1.3 SHUTDOWN Phase for an overview of the SHUTDOWN phase. `EcuM_GoDown` initiates the SHUTDOWN Phase.

[SWS_EcuM_02756][When a wakeup event occurs during the shutdown phase, the ECU Manager module shall complete the shutdown and restart immediately thereafter.]()

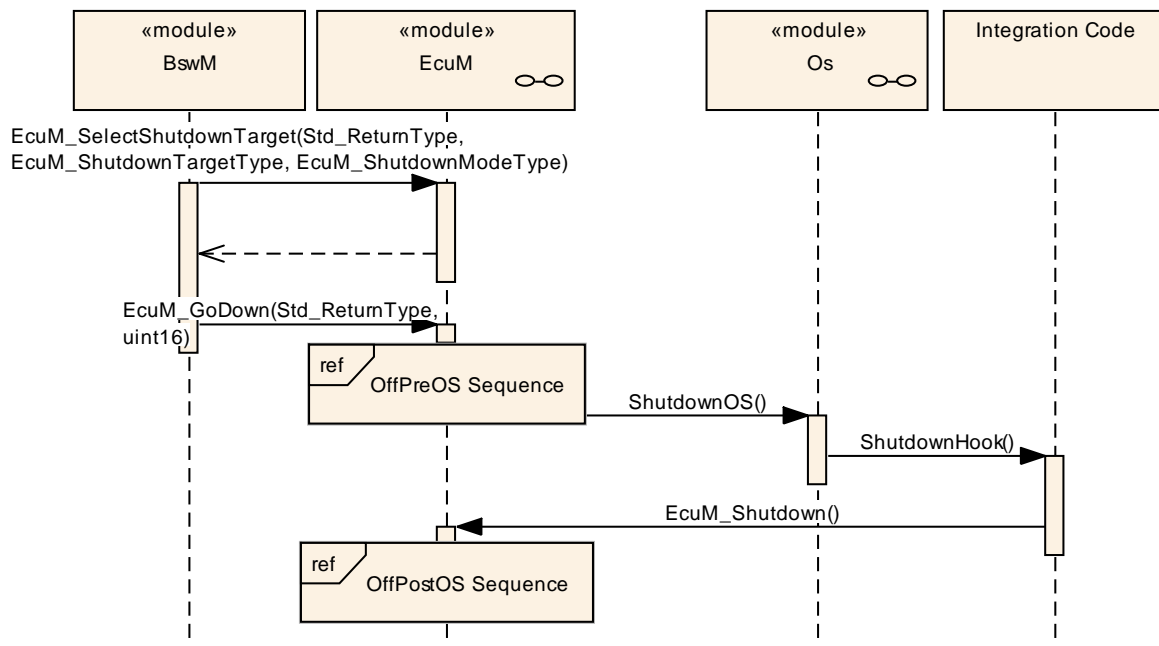


Figure 8 – SHUTDOWN Phase

7.4.1 Activities in the OffPreOS Sequence

[SWS_EcuM_03021] [

OffPreOS Sequence			
Shutdown Activity	Comment		Opt. ⁹
De-init BSW Mode Manager			no
De-init BSW Scheduler			no
Check for pending wakeup events	Purpose is to detect wakeup events that occurred during shutdown		no
Set RESET as shutdown target, if wakeup events are pending (default reset mode of <i>EcuMDefaultResetModeRef</i> (ECUC_EcuM_00205) will be used)	This action shall only be carried out when pending wakeup events were detected to allow an immediate startup		no
ShutdownOS	Last operation in this OS task		no

Table 4 – OffPreOS Sequence

](SRS_ModeMgm_09127)

[SWS_EcuM_02952] [As its last activity, the ECU Manager module shall call the ShutdownOS function.](SRS_ModeMgm_09104)

The OS calls the shutdown hook at the end of its shutdown.

[SWS_EcuM_02953] [The shutdown hook shall call EcuM_Shutdown (see [SWS_EcuM_02812](#)) to terminate the shutdown process. EcuM_Shutdown(see [SWS_EcuM_02812](#)) shall not return but switch off the ECU or issue a reset.](SRS_ModeMgm_09104)

⁹ Optional activities can be switched on or off by configuration. It shall be the system designers choice if a module is compiled in or not for an ECU design. See chapter . See section 10.1 Common Containers and configuration parameters for details.

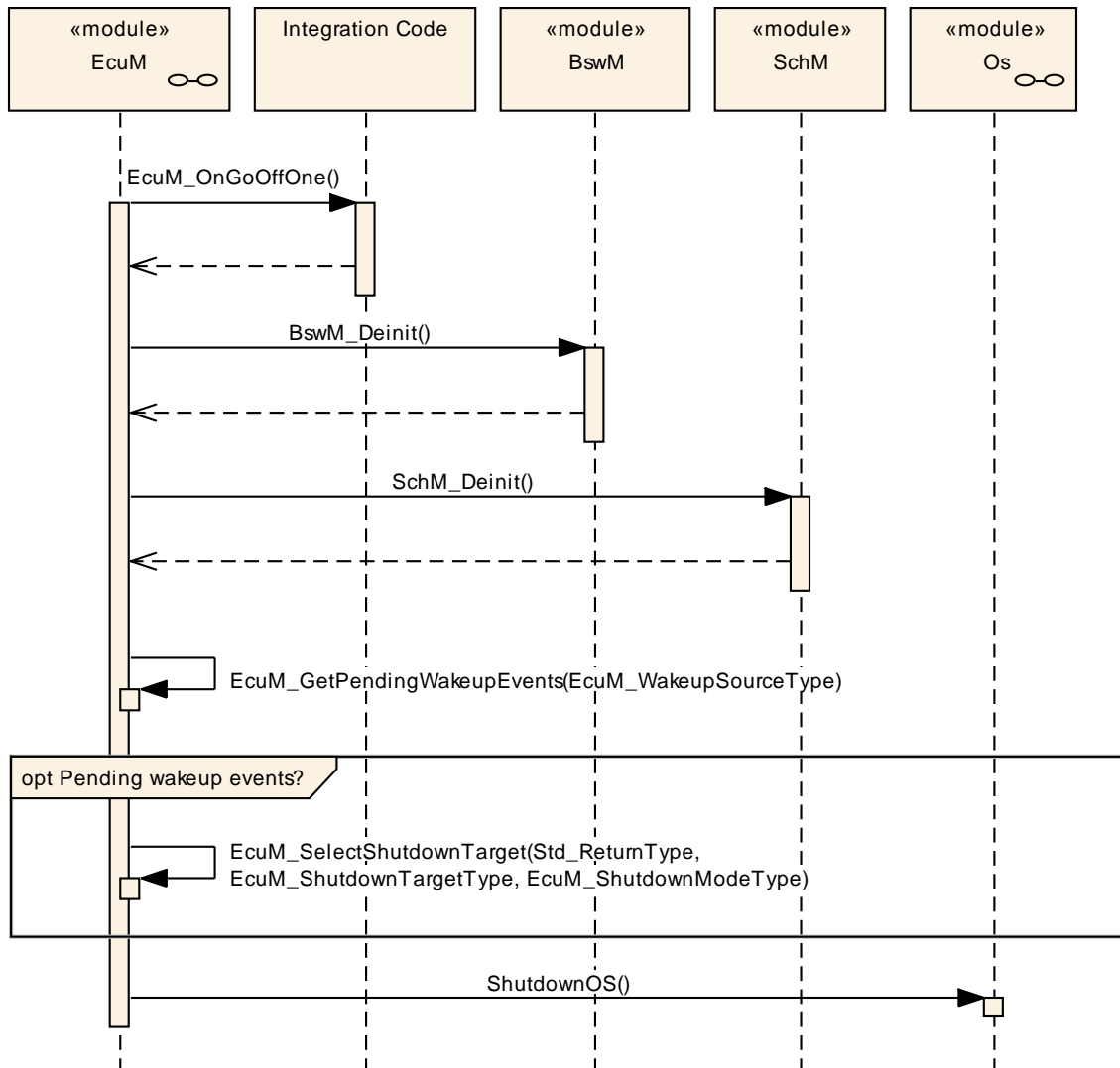


Figure 9 – OffPreOS Sequence

7.4.2 Activities in the OffPostOS Sequence

The OffPostOS sequence implements the final steps to reach the shutdown target after the OS has been shut down. EcuM_Shutdown (see [SWS EcuM_02812](#)) initiates the sequence.

The shutdown target can be either ECUM_STATE_RESET or ECUM_STATE_OFF, whereby the specific reset modality is determined by the reset mode. See section 7.7 Shutdown Targets for details.

OffPostOS Sequence			
Shutdown Activity	Comment	Opt. ¹⁰	
Callout <code>EcuM_OnGoOffTwo</code>		no	
Callout <code>EcuM_AL_Reset</code> or Callout <code>EcuM_AL_SwitchOff</code>	Depends on the selected shutdown target (RESET or OFF)	no	

Table 5 – OffPostOS Sequence

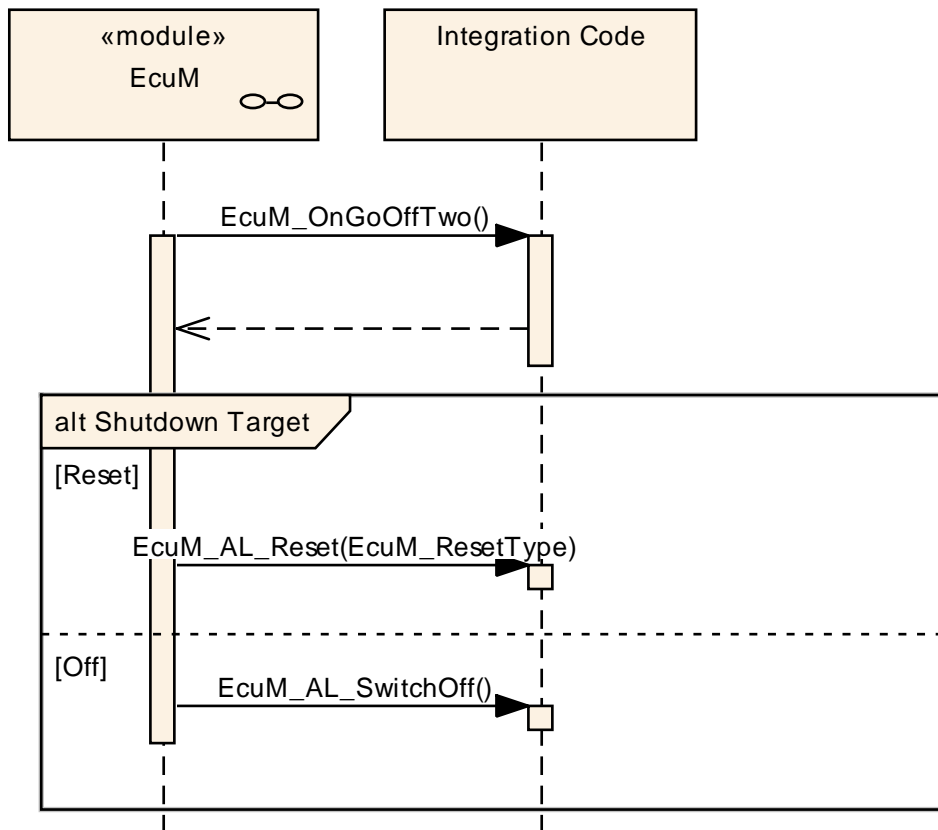


Figure 10 – OffPostOS Sequence

[SWS_EcuM_04074] [When the shutdown target is RESET, the ECU Manager module shall call the `EcuM_AL_Reset` callout. See section 8.6.3.4 `EcuM_AL_Reset` ([SWS_EcuM_04065](#)) for details.]()

[SWS_EcuM_04075] [When the shutdown target is OFF, the ECU Manager module shall call the `EcuM_AL_SwitchOff` callout. See section 8.6.3.3 `EcuM_AL_SwitchOff` ([SWS_EcuM_02920](#)) for details.]()

¹⁰ Optional activities can be switched on or off by configuration. It shall be the system designers choice if a module is compiled in or not for an ECU design. See chapter. See section 10.1 Common Containers and configuration parameters for details.

7.5 SLEEP Phase

Refer to Section 7.1.4 SLEEP Phase for an overview of the SLEEP phase.
EcuM_GoHalt or EcuM_GoPoll initiate the SLEEP phase.

EcuM_GoHalt and EcuM_GoPoll initiate two control streams that differ structurally in the mechanisms used to realize sleep. They share the sequences for preparing for and recovering from sleep, however.

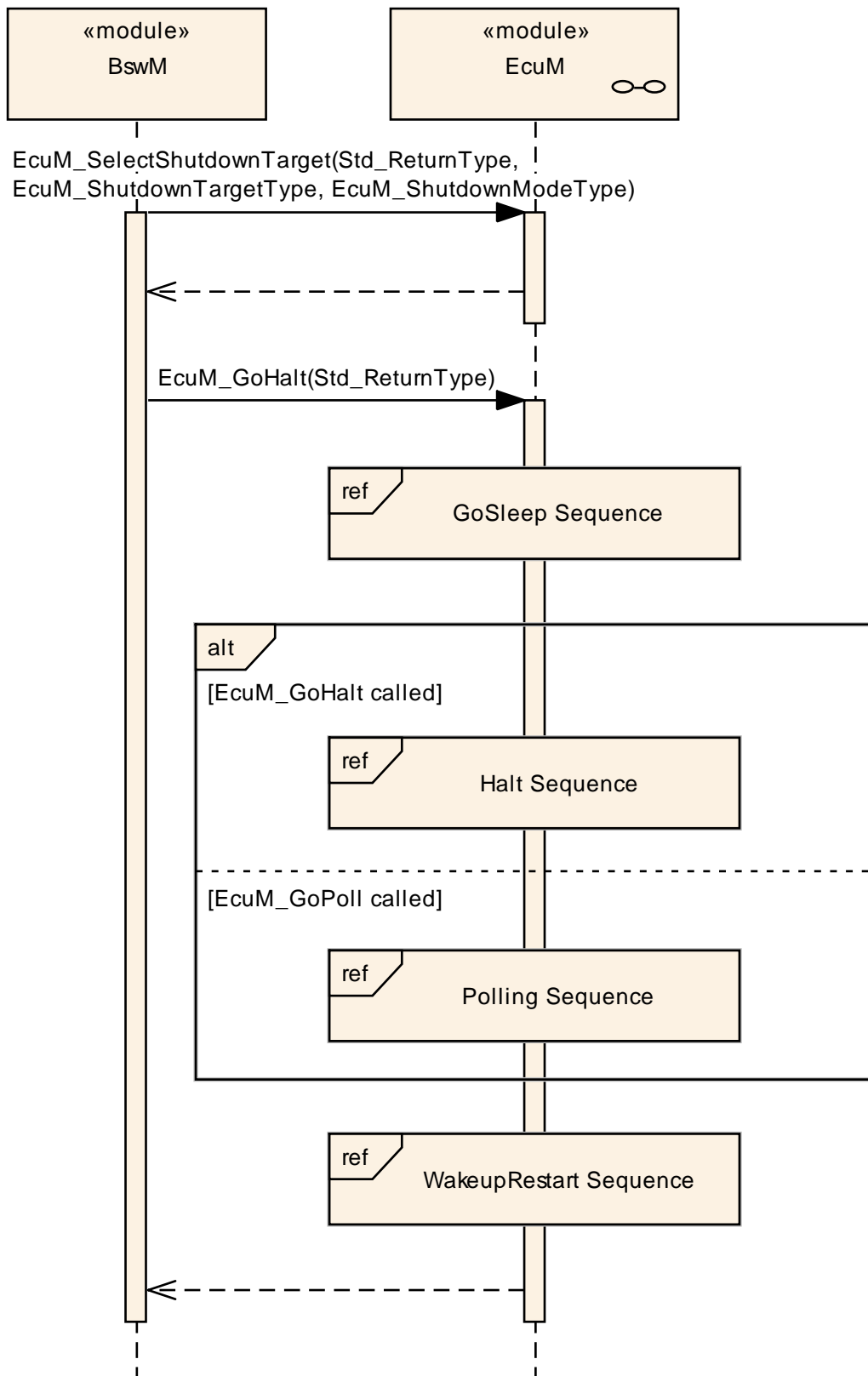


Figure 11 – SLEEP Phase

Another module, presumably the BswM, although it could be an SW-C as well, must ensure that an appropriate ECUM_STATE_SLEEP shutdown target has been selected before calling either EcuM_GoHalt or EcuM_GoPoll.

7.5.1 Activities in the GoSleep Sequence

In the GoSleep sequence the ECU Manager module configures hardware for the upcoming sleep phase and sets the ECU up for the next wakeup event.

[SWS_EcuM_02389] [To set the wakeup sources up for the next sleep mode, the ECU Manager module shall execute the EcuM_EnableWakeupSources callout (see [SWS_EcuM_02546](#)) for each wakeup source that is configured in EcuMWakeupSourceMask (see [ECUC_EcuM_00152](#)) for the target sleep mode.](SRS_ModeMgm_09100)

[SWS_EcuM_02951] [In contrast to the SHUTDOWN phase, the ECU Manager module shall not shut down the OS when entering the SLEEP phase. The sleep mode, i.e. combination of the EcuM SLEEP phase and the Mcu Mode, shall be transparent to the OS.]()

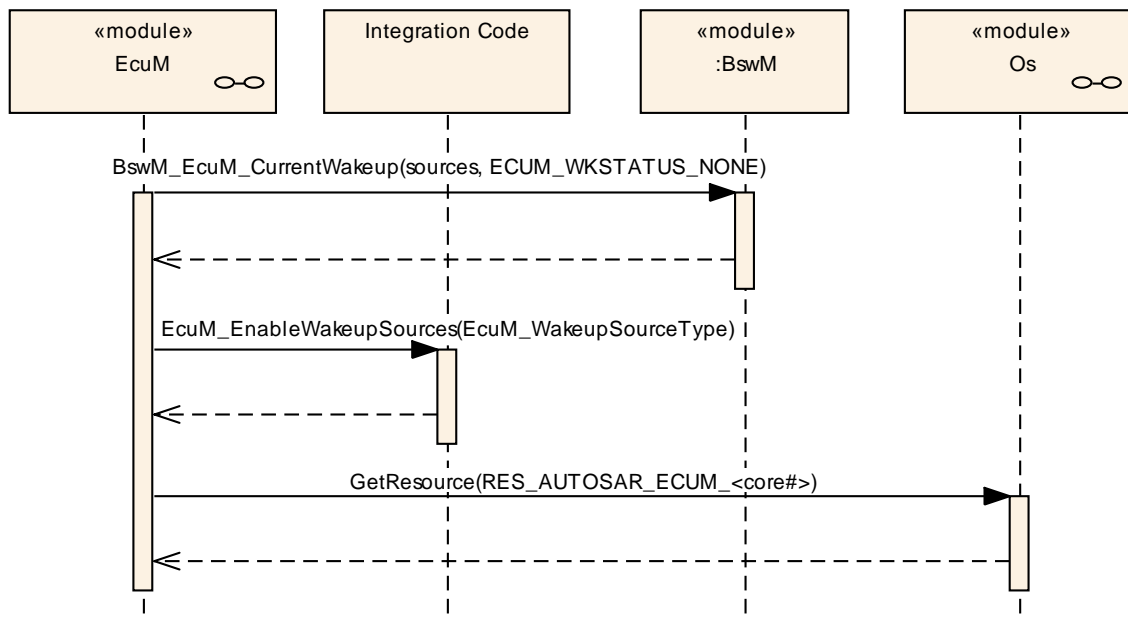


Figure 12 – GoSleep Sequence

[SWS_EcuM_03010] [When operating on a multicore ECU ECUM shall reserve a dedicated resource (RES_AUTOSAR_ECUM) for each core, which is allocated during GoSleep.]()

7.5.2 Activities in the Halt Sequence

[SWS_EcuM_02960] [The ECU Manager module shall execute the Halt Sequence in sleep modes that halt the microcontroller. In these sleep modes the ECU Manager module does not execute any code.]()

[SWS_EcuM_02863] [The ECU Manager module shall invoke the EcuM_GenerateRamHash (see [SWS_EcuM_02919](#)) callout before halting the microcontroller the EcuM_CheckRamHash (see [SWS_EcuM_02921](#)) callout after the processor returns from halt.

In case of applied multi core and existence of "slave" EcuM(s) this check should be executed on the "master" EcuM only. The "master" EcuM generates the hash out of all data that lie within its reach. Private data of "slave" EcuMs are out of scope.]()

Rationale for [SWS_EcuM_02863](#) : Ram memory may become corrupted when an ECU is held in sleep mode for a long time. The RAM memory's integrity should therefore be checked to prevent unforeseen behavior. The system designer may choose an adequate checksum algorithm to perform the check.

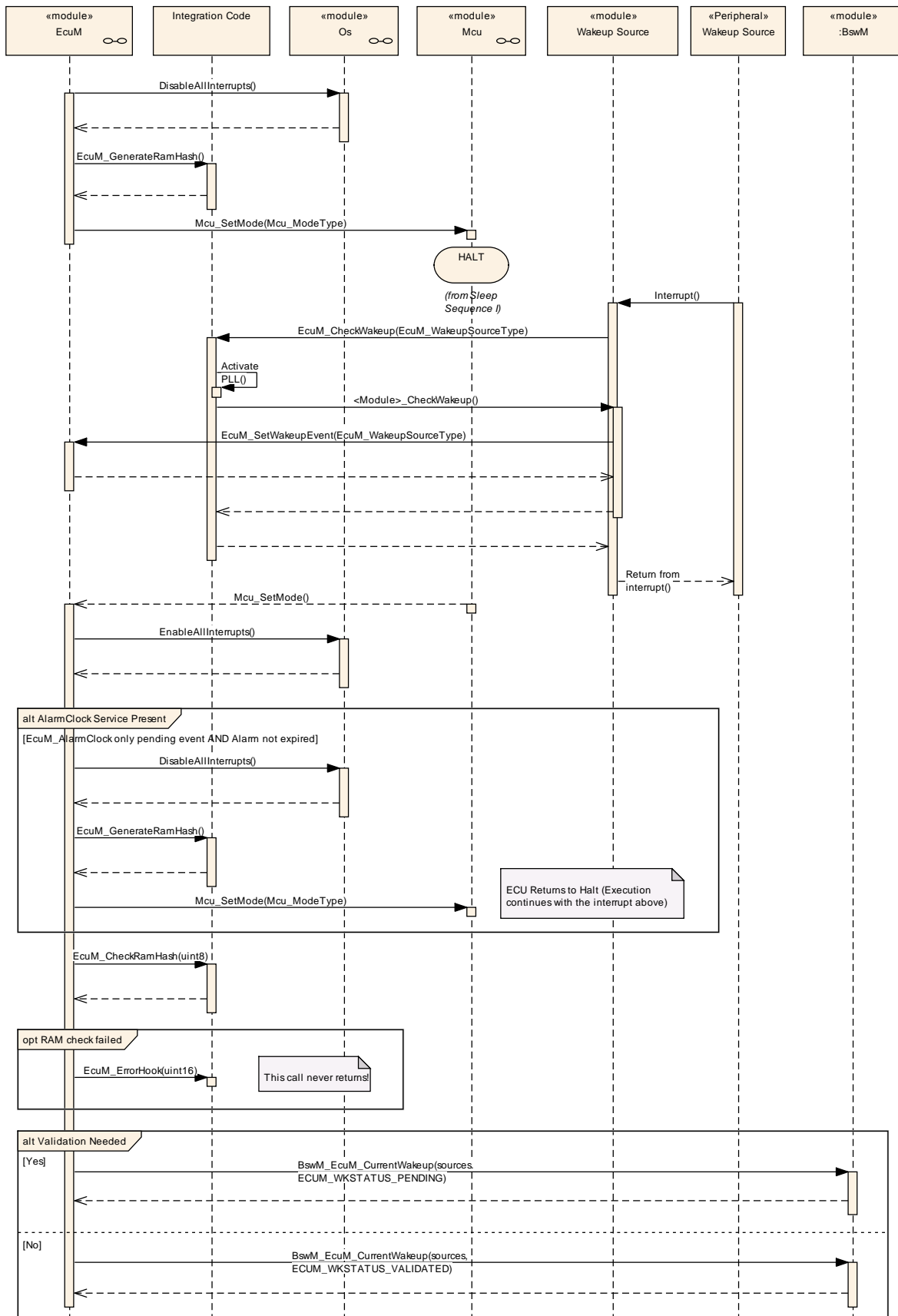


Figure 13 – Halt Sequence

[SWS_EcuM_02961] [The ECU Manager module shall invoke the EcuM_GenerateRamHash (see [SWS_EcuM_02919](#)) where the system designer can place a RAM integrity check.]()

7.5.3 Activities in the Poll Sequence

[SWS_EcuM_02962] [The ECU Manager module shall execute the Poll Sequence in sleep modes that reduce the power consumption of the microcontroller but still execute code.]()

[SWS_EcuM_03020] [In the Poll sequence the EcuM shall call the callouts EcuM_SleepActivity() and EcuM_CheckWakeup() in a blocking loop until a pending wakeup event is reported.]()

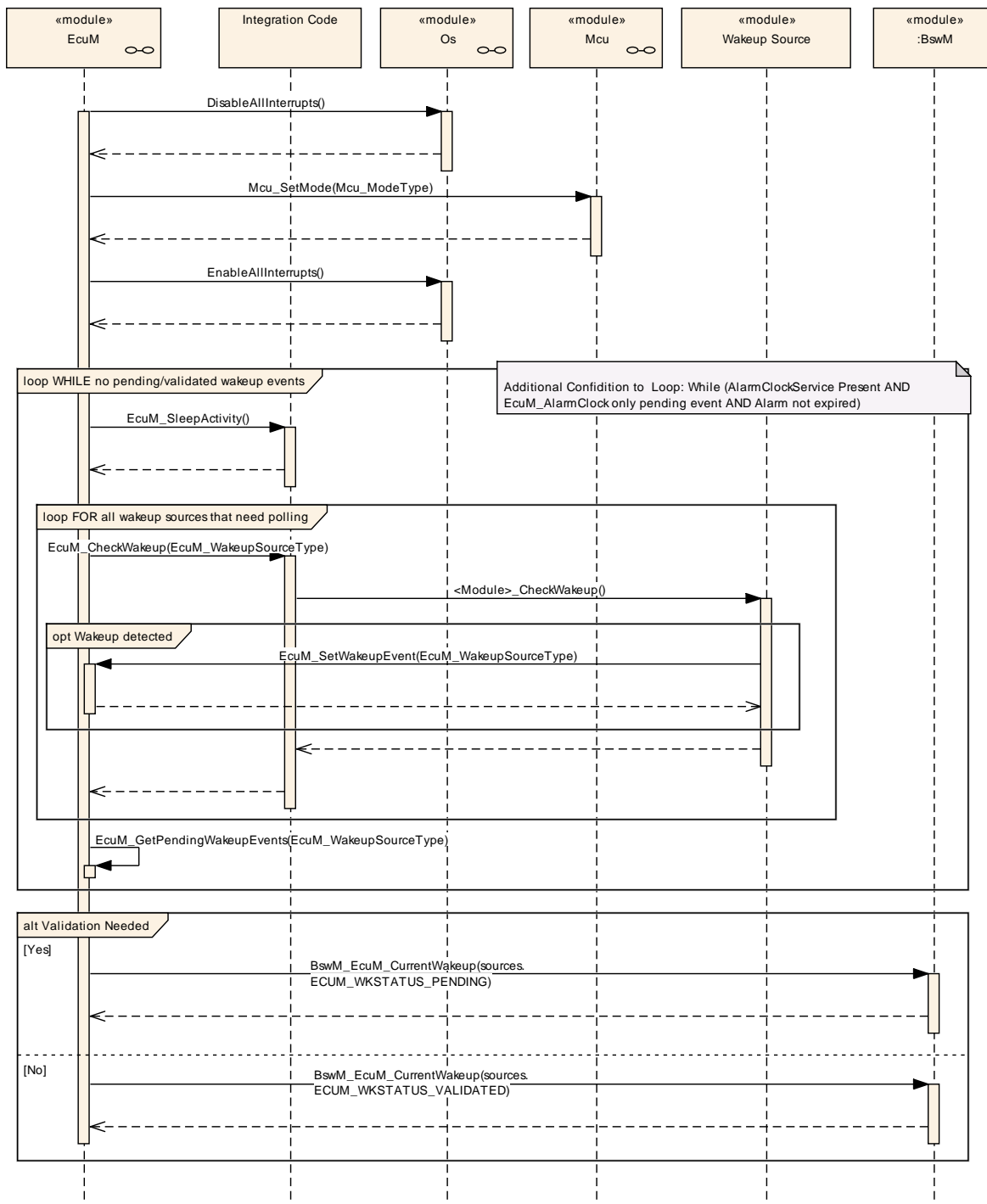


Figure 14 – Poll Sequence

7.5.4 Leaving Halt or Poll

[SWS_EcuM_02963] [If a wakeup event (e.g. toggling a wakeup line, communication on a CAN bus etc.) occurs while the ECU is in Halt or Poll, then the ECU Manager

module shall regain control and exit the SLEEP phase by executing the WakeupRestart sequence (see section 7.5.5 Activities in the WakeupRestart Sequence).

An ISR may be invoked to handle the wakeup event, but this depends on the hardware and the driver implementation.]()

[SWS_EcuM_04001] [If irregular events (a hardware reset or a power cycle) occur while the ECU is in Halt or Poll, the ECU Manager module shall restart the ECU in the STARTUP phase.]()

7.5.5 Activities in the WakeupRestart Sequence

WakeupRestart ¹¹			
	Wakeup Activity	Comment	Opt.
	Restore MCU normal mode	Selected MCU mode is configured in the configuration parameter EcuMNormalMcuModeRef	
	Get the pending wakeup sources		
	Callout EcuM_DisableWakeupSources	Disable currently pending wakeup source but leave the others armed so that later wakeups are possible.	
	Callout EcuM_AL_DriverRestart	Initialize drivers that need restarting	
	Unlock Scheduler	From this point on, all other tasks may run again.	

Table 6 - WakeupRestart Activities

The ECU Manager module invokes the EcuM_AL_DriverRestart (see [SWS_EcuM_02923](#)) callout which is intended for re-initializing drivers. Among others, drivers with wakeup sources typically require re-initialization. For more details on driver initialization refer to section 7.3.5 Driver Initialization.

During re-initialization, a driver must check if one of its assigned wakeup sources was the reason for the previous wakeup. If this test is true, the driver must invoke its 'wakeup detected' callback (see the Specification of CAN Transceiver Driver [19] for an example), which in turn must call the EcuM_SetWakeupEvent (see [SWS_EcuM_02826](#)) function.

The driver implementation should only invoke the wakeup callback once. Thereafter it should not invoke the wakeup callback again until it has been re-armed by an explicit function call. The driver must thus be re-armed to fire the callback again.

¹¹ Rows marked with x are conditional.

[SWS_EcuM_02539] [If the ECU Manager module has a list of wakeup source candidates when the WakeupRestart Sequence has finished, the ECU Manager module shall validate these wakeup source candidates in `EcuM_MainFunction`. See section 7.6.4 Activities in the WakeupValidation Sequence.]/()

[SWS_EcuM_04066]

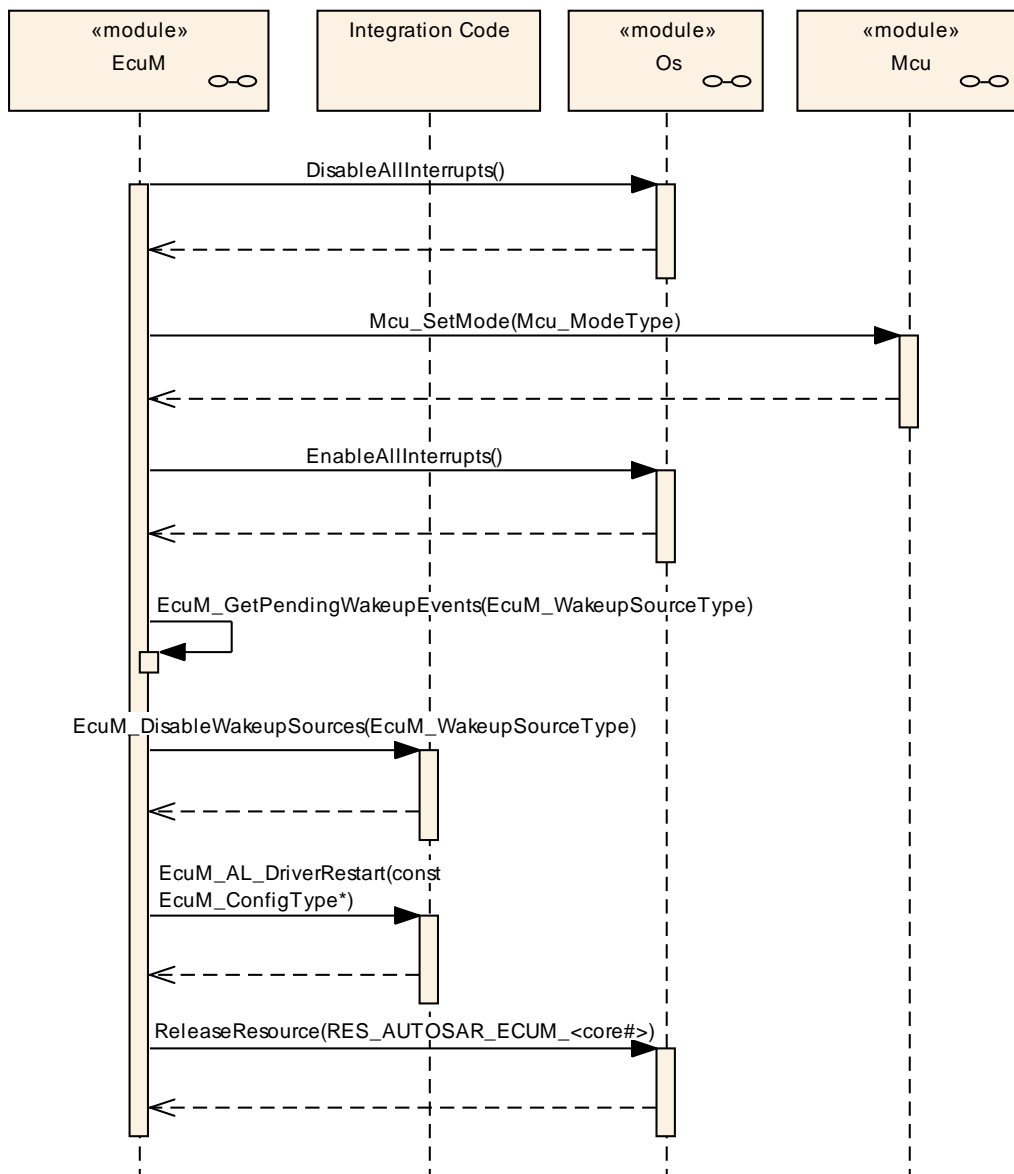


Figure 15 – WakeupRestart Sequence

7.6 UP Phase

In the UP Phase, the `EcuM_MainFunction` is executed regularly and it has three major functions:

- To check if wakeup sources have woken up and to initiate wakeup validation, if necessary (see 7.6.4 Activities in the WakeupValidation Sequence)
- To update the Alarm Clock timer
- Arbitrate RUN and POST_RUN requests and releases.

7.6.1 Alarm Clock Handling

See section 7.8.2.1 EcuM Clock Time in the UP Phase for implementation details.

[SWS_EcuM_04002] [When the Alarm Clock service is present (see EcuMAlarmClockPresent [ECUC EcuM_00199](#)) the EcuM_MainFunction shall update the Alarm Clock Timer]()

7.6.2 Wakeup Source State Handling

Wakeup source are not only handled during wakeup but continuously, in parallel to all other EcuM activities. This functionality runs in the EcuM_MainFunction fully decoupled from the rest of ECU management via mode requests.

[SWS_EcuM_04091] [The wakeup sources can be in the following states:

States	Description
ENABLED	The wakeup sources are enabled.
NONE	No wakeup event was detected or has been cleared.
PENDING	A wakeup event was detected but not yet validated.
VALIDATED	A wakeup event was detected and successfully validated.
EXPIRED	A wakeup event was detected but validation failed.

](SRS_ModeMgm_09136)

Figure 16 illustrates the relationship between the wakeup source states and the conditions functions that evoke state changes. The two super-states Disabled and Validation are only shown here for clarification and better understandability.

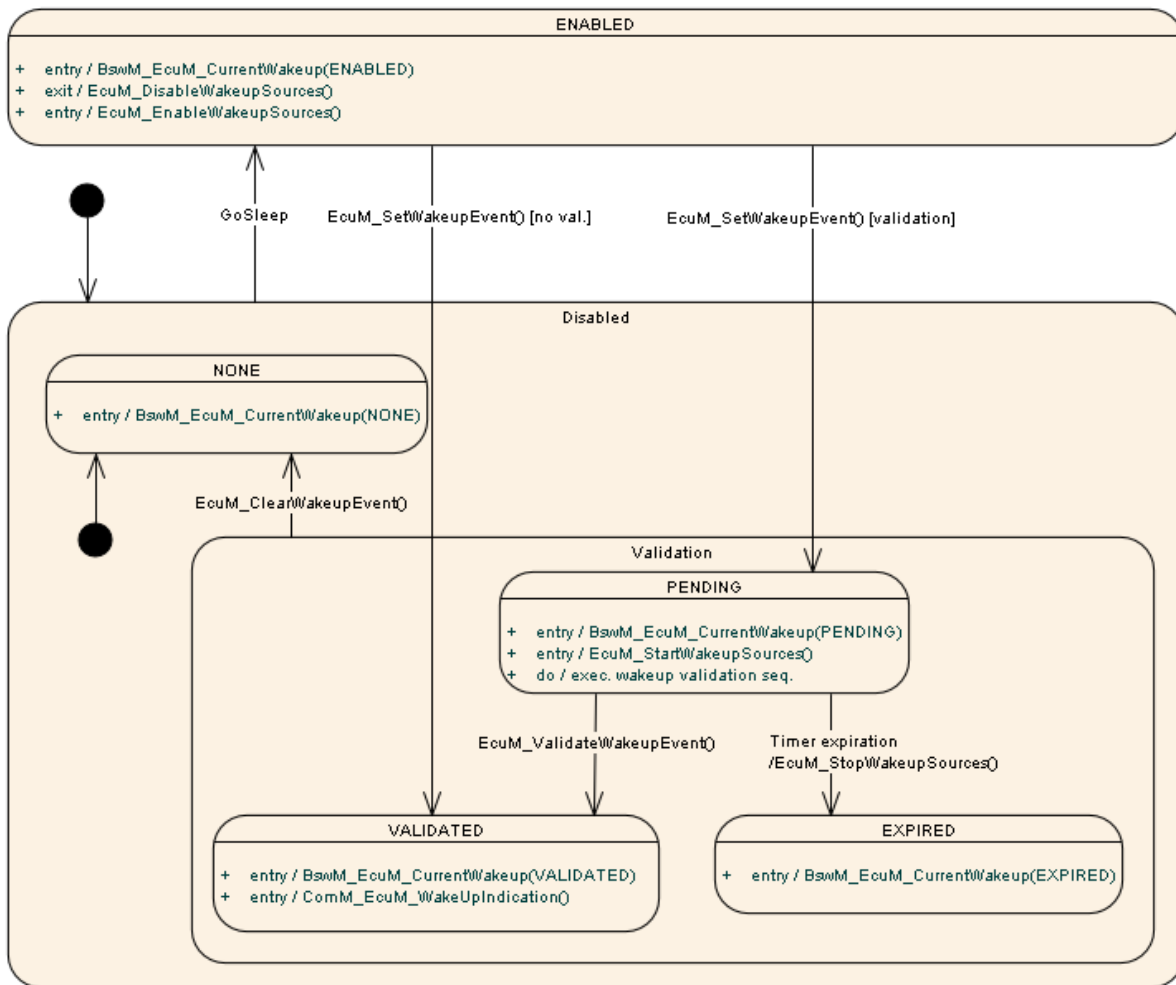


Figure 16 - Wakeup Source States

[SWS_EcuM_04003] [When an ECU Manager action causes the state of a wakeup source to change, the ECU Manager module shall issue a mode request to the BswM to change the wakeup source’s mode to the new the wakeup source state.]()

For the communication of these wakeup source states the type `EcuM_WakeupStatusType` (see [SWS_ECUM_04041](#)) is used.

When the ECU Manager module is in the UP phase, wakeup events do not usually trigger state changes. They trigger the end of the Halt and Poll Sub-Phases, however. The ECU Manager module then executes the WakeupRestart Sequence automatically and returns thereafter to the UP phase.

It is up to the integrator to configure rules in the BswM so that the ECU reacts correctly to the wakeup events, as the reaction depends fully on the current ECU (not ECU Management) state.

If the wakeup source is valid, the BswM returns the ECU to its RUN state. If all wakeup events have gone back to NONE or EXPIRED, the BswM prepares the BSW for SLEEP or OFF again and invokes to `Ecum_GoPoll` or `Ecum_GoHalt` or `Ecum_GoDown` depending on the last shutdown target.

Summarizing: every pending event is validated independently (if configured) and the EcuM publishes the result as a mode request to the BswM, which in turn can trigger state changes in the EcuM.

7.6.3 Internal Representation of Wakeup States

The EcuM manager module offers the following interfaces to ascertain the state of those wakeup sources:

- EcuM_GetPendingWakeupEvents
- EcuM_GetValidatedWakeupEvents
- EcuM_GetExpiredWakeupEvents

and manipulates the state of the wakeup sources through the following interfaces

- EcuM_ClearWakeupEvent
- EcuM_SetWakeupEvent
- EcuM_ValidateWakeupEvent
- EcuM_CheckWakeup
- EcuM_DisableWakeupSources
- EcuM_EnableWakeupSources
- EcuM_StartWakeupSources
- EcuM_StopWakeupSources

The ECU Manager module can manage up to 32 wakeup sources. The state of the wakeup sources is typically represented at the EcuM interfaces named above by means of an `EcuM_WakeupSourceType` bitmask where the individual wakeup sources correspond to a fixed bit position. There are 5 predefined bit positions and the rest can be assigned by configuration. See section 8.2.5 `EcuM_WakeupSourceType` for details.

On the one hand, the ECU Manager module manages the modes of each wakeup source. On the other hand, the ECU Manager module presupposes that there are “internal variables” (i.e. `EcuM_WakeupSourceType` instances) that track which wakeup sources are in a particular state (especially NONE (i.e. cleared), PENDING, VALIDATED and EXPIRED). The ECU Manager module uses these “internal variables” in the respective interface definitions to define the semantics of the interface.

Whether these “internal variables” are indeed implemented is therefore of secondary importance. They are simply used to explain the semantics of the interfaces.

7.6.4 Activities in the WakeupValidation Sequence

Since wakeup events can be generated unintentionally (e.g. EVM spike on CAN line), it is necessary to validate wakeups before the ECU resumes full operation.

The validation mechanism is the same for all wakeup sources. When a wakeup event occurs, the ECU is woken up from its SLEEP state and execution resumes within the `MCU_SetMode` service of the MCU driver¹². When the WakeupRestart Sequence has finished, the ECU Manager module will have a list of pending wakeup events to be validated (see [SWS EcuM 02539](#)). The ECU Manager module then releases the BSW Scheduler and all BSW MainFunctions; most notably in this case, the `EcuM MainFunction` can resume processing.

Implementation hint: Since SchM will be running at the end of the StartPostOS and WakeupRestart sequences, there is the possibility that the `EcuM_MainFunction` will initiate validation for a source whose stack has not yet been initialized. The integrator should configure appropriate modes which indicate that the stack is not available and disable the `EcuM_MainFunction` accordingly (see [15]).

¹² Actually, the first code to be executed may be an ISR, e.g. a wakeup ISR. However, this is specific to hardware and/or driver implementation.

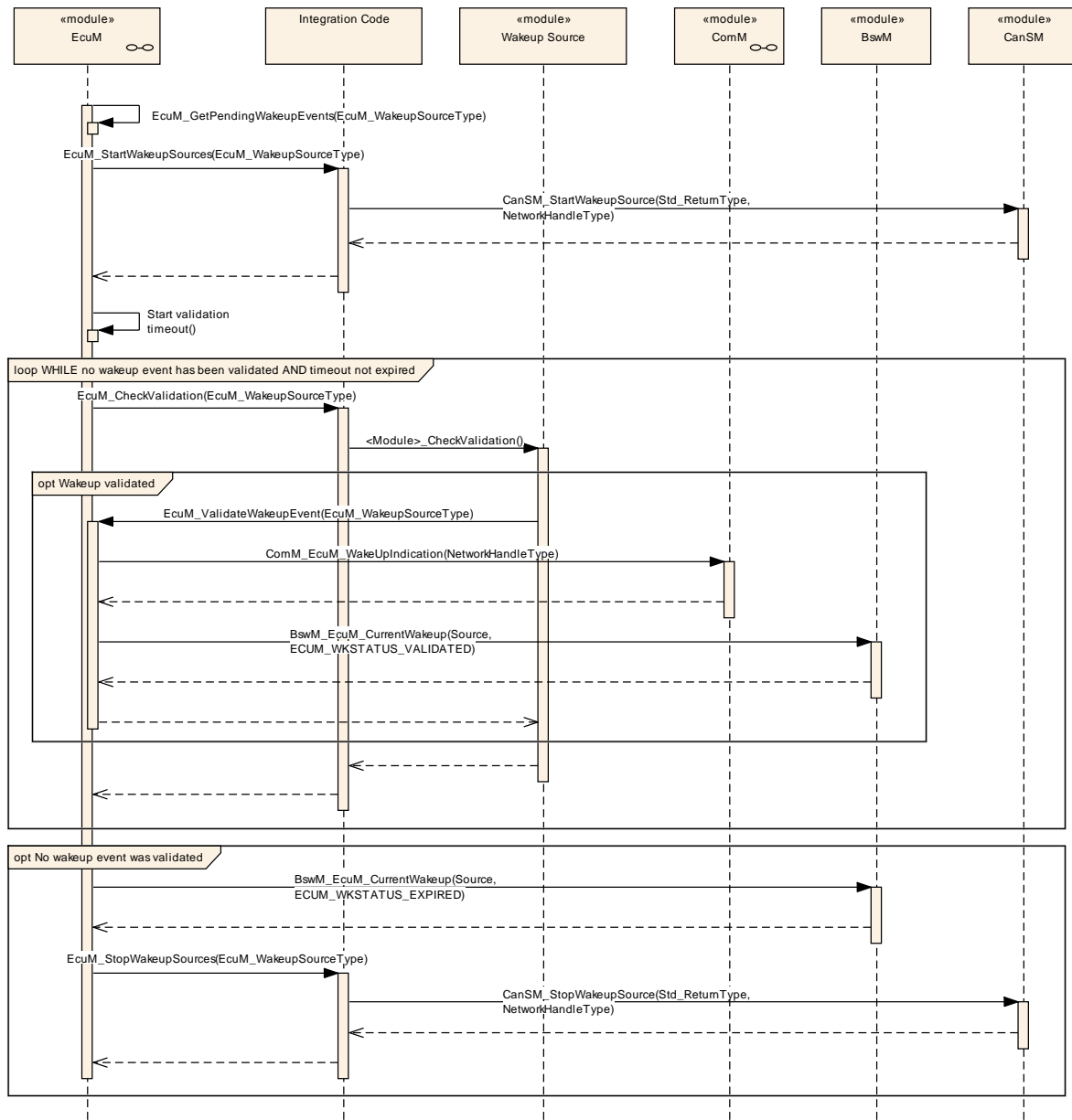


Figure 17 – The WakeupValidation Sequence

[SWS_EcuM_02566] [The ECU Manager module shall only invoke wakeup validation on those wakeup sources where it is required by configuration. If the validation protocol is not configured (see [EcuMValidationTimeout ECUC EcuM_00150](#)), then a call to [EcuM_SetWakeupEvent](#) (see [SWS EcuM_02826](#)) shall also imply a call to [EcuM_ValidateWakeupEvent](#) (see [SWS EcuM_02829](#)).]()

[SWS_EcuM_02565] [The ECU Manager module shall start a validation timeout for each pending wakeup event that should be validated. The timeout shall be event-specific (see [EcuMValidationTimeout ECUC EcuM_00150](#)).]()

Implementation hint for [SWS EcuM_02565](#): It is sufficient for an implementation to provide only one timer, which is prolonged to the largest timeout when new wakeup events are reported.

[SWS_EcuM_04081] [When the validation timeout expires for a pending wakeup event, the `EcuM_MainFunction` sets (OR-operation) set the bit in the internal expired wakeup events variable (see section 7.6.3 Internal Representation of Wakeup States).]()

[SWS_EcuM_04082] [When the validation timeout expires for a pending wakeup event, the `EcuM_MainFunction` shall invoke `BswM_EcuM_CurrentWakeup` with an `EcuM_WakeupSourceType` bitmask parameter with the bit corresponding to the wakeup event set and state value parameter set to `ECUM_WKSTATUS_EXPIRED`.]()

The BswM will be configured to monitor the wakeup validation through mode switch requests coming from the EcuM as the wakeup sources are validated or the timers expire. If the last validation timeout (see [SWS EcuM_02565](#)) expires without validation then the BswM shall consider wakeup validation to have failed. If at least one of the pending events is validated then the entire validation shall have passed.

Pending events are validated with a call of `EcuM_ValidateWakeupEvent` (see [SWS EcuM_02829](#)). This call must be placed in the driver or the consuming stack on top of the driver (e.g. the handler). The best place to put this depends on hardware and software design. See also section 7.6.4.4 Requirements for Drivers with Wakeup Sources .

7.6.4.1 Wakeup of Communication Channels

If a wakeup occurs on a communication channel, the corresponding bus transceiver driver must notify the ECU Manager module by invoking `EcuM_SetWakeupEvent` (see [SWS EcuM_02826](#)) function. Requirements for this notification are described in section 5.2 Peripherals with Wakeup Capability.

[SWS_EcuM_02479] [The ECU Manager module shall execute the Wakeup Validation Protocol upon the `EcuM_SetWakeupEvent` (see [SWS EcuM_02826](#)) function call according to 7.6.4.2 Interaction of Wakeup Sources and the ECU Manager later in this chapter.]()

7.6.4.2 Interaction of Wakeup Sources and the ECU Manager

The ECU Manager module shall treat all wakeup sources in the same way. The procedure shall be as follows:

When a wakeup event occurs, the corresponding driver shall notify the ECU Manager module of the wakeup. The most likely modalities for this notification are:

- After exiting the Halt or Poll sequences. In this scenario, the ECU Manager module invokes `EcuM_AL_DriverRestart` (see [SWS EcuM_02923](#)) to re-

initialize of the relevant drivers, which in turn get a chance to scan their hardware e.g. for pending wakeup interrupts.

- If the wakeup source is actually in sleep mode, the driver must scan autonomously for wakeup events; either by polling or by waiting for an interrupt.

[SWS_EcuM_02975] [If a wakeup event requires validation then the ECU Manager module shall invoke the validation protocol.]()

[SWS_EcuM_02976] [If a wakeup event does not require validation, the ECU Manager module shall issue a mode switch request to set the event's mode to `ECUM_WKSTATUS_VALIDATED`.]()

[SWS_EcuM_02496] [If the wakeup event is validated (either immediately or by the wakeup validation protocol), the ECU Manager module shall make the information that it is a source of the current ECU wakeup through the `EcuM_GetValidatedWakeupEvents` (see [SWS_EcuM_02830](#)) function.]()

7.6.4.3 Wakeup Validation Timeout

[SWS_EcuM_04004] [The ECU Manager Module shall either provide a single wakeup validation timeout timer or one timer per wakeup source.]()

The following requirements apply:

[SWS_EcuM_02709] [The ECU Manager module shall start the wakeup validation timeout timer when `EcuM_SetWakeupEvent` (see [SWS_EcuM_02826](#)) is called.]()

[SWS_EcuM_02710] [`EcuM_ValidateWakeupEvent` shall stop the wakeup validation timeout timer (see [SWS_EcuM_02829](#)).]()

[SWS_EcuM_02712] [If `EcuM_SetWakeupEvent` (see [SWS_EcuM_02826](#)) is called subsequently for the same wakeup source, the ECU Manager module shall not restart the wakeup validation timeout.]()

If only one timer is used, the following approach is proposed:

If `EcuM_SetWakeupEvent` (see [SWS_EcuM_02826](#)) is called for a wakeup source that did not yet fire during the same wakeup cycle then the ECU Manager module should prolong the validation timeout of that wakeup source.

Wakeup timeouts are defined by configuration (see [ECUC_EcuM_00148](#)).

7.6.4.4 Requirements for Drivers with Wakeup Sources

The driver must invoke `EcuM_SetWakeupEvent` (see [SWS_EcuM_02826](#)) once when the wakeup event is detected and supply a `EcuM_WakeupSourceType` parameter identifying the source of the wakeup (see [SWS_EcuM_02165](#),

[SWS_EcuM_02166](#)) as specified in the configuration (see `EcuMWakeUpSourceId`, [ECUC_EcuM_00151](#)).

[SWS_EcuM_02572] [The ECU Manager module shall detect wakeups that occur prior to driver initialization, both from Halt/Poll or from OFF.]()
The driver must provide an API to configure the wakeup source for the SLEEP state, to enable or disable the wakeup source, and to put the related peripherals to sleep. This requirement only applies if hardware provides these capabilities.

The driver should enable the callback invocation in its initialization function.

7.6.5 Requirements for Wakeup Validation

If the wakeup source requires validation, this may be done by any but only by one appropriate module of the basic software. This may be a driver, an interface, a handler, or a manager.

Validation is done by calling the `EcuM_ValidateWakeUpEvent` (see [SWS_EcuM_02829](#)) function.

[SWS_EcuM_02601] [If the EcuM cannot determine the reset reason returned by the Mcu driver, then the EcuM set a wakeup event for default wakeup source `ECUM_WKSOURCE_RESET` instead.]()

7.6.6 Wakeup Sources and Reset Reason

The ECU Manager module API only provides one type (`EcuM_WakeUpSourceType`, see 8.2.5 `EcuM_WakeUpSourceType`), which can describe all reasons why the ECU starts or wakes up.

[SWS_EcuM_02625] [The ECU Manager module shall never invoke validation for the following wakeup sources:

- `ECUM_WKSOURCE_POWER`
- `ECUM_WKSOURCE_RESET`
- `ECUM_WKSOURCE_INTERNAL_RESET`
- `ECUM_WKSOURCE_INTERNAL_WDG`
- `ECUM_WKSOURCE_EXTERNAL_WDG`.

]()

7.6.7 Wakeup Sources with Integrated Power Control

SLEEP can be realized by a system chip which controls the MCU's power supply. Typical examples are CAN transceivers with integrated power supplies which switch power off at application request and switch power on upon CAN activity.

The consequence is that SLEEP looks like OFF to the ECU Manager module on this type of hardware. This distinction is rather philosophical and not of practical importance.

The practical impact is that a passive wakeup on CAN looks like a power on reset to the ECU. Hence, the ECU will continue with the STARTUP sequence after a wakeup event. Wakeup validation is required nonetheless and the system designer must consider the following topics:

- The CAN transceiver is initialized during one of the driver initialization blocks (under BswM control by default). This is configured or generated code, i.e. code which is under control of the system designer.
- The CAN transceiver driver API provides functions to find out if it was the CAN transceiver which started the ECU due to a passive wakeup. It is the system designer's responsibility to check the CAN transceiver for wakeup reasons and pass this information on to the ECU Manager module by using the `EcuM_SetWakeupEvent` (see [SWS EcuM_02826](#)) and `EcuM_ClearWakeupEvent` (see [SWS EcuM_02828](#)) functions.

These principles can be applied to all wakeup sources with integrated power control. The CAN transceiver only serves as an example.

7.7 Shutdown Targets

“Shutdown Targets” is a descriptive term for all states ECU where no code is executed. They are called shutdown targets because they are the destination states where the state machine will drive to when the UP phase is left. The following states are shutdown targets:

- Off¹³
- Sleep
- Reset

Note that the time at which a shutdown target is or can be determined is not necessarily the start of the shutdown. Since the BswM now controls most ECU resources, it will determine the time at which the shutdown target should be set and will set it, either directly or indirectly. The BswM must therefore ensure that, for example, the shutdown target must be changed from its default to `ECUM_STATE_SLEEP` before calling `EcuM_GoHalt` or `EcuM_GoPoll`.

¹³ The OFF state requires the capability of the ECU to switch off itself. This is not granted for all hardware designs.

In previous versions of the ECU Manager module, sleep targets were treated specially, as the sleep modes realized in the ECU depended on the capabilities of the ECU. These sleep modes depend on hardware and differ typically in clock settings or other low power features provided by the hardware. These different features are accessible through the MCU driver as so-called MCU modes (see [10]).

There are also various modalities for performing a reset which are controlled, or triggered, by different modules:

- Mcu_PerformReset
- WdgM_PerformReset
- Toggle I/O Pin via DIO / SPI

The ECU Manager module offers a facility to manage these reset modalities by tracking the time and cause of previous resets. The various reset modalities will be treated as reset modes, using the same mode facilities as sleep.

Refer to section 8.3.4 Shutdown Management for the shutdown management facility's interface definitions.

7.7.1 Sleep

[SWS_EcuM_02188] [No wakeup event shall be missed in the SLEEP phase. The Halt or Poll Sequences shall not be entered if a wakeup event has occurred in the GoSleep sequence.]()

[SWS_EcuM_02957] [The ECU Manager module may define a configurable set of sleep modes (see *EcuMSleepMode* [ECUC_EcuM_00131](#)) where each mode itself is a shutdown target.]()

[SWS_EcuM_02958] [The ECU Manager module shall allow mapping the MCU sleep modes to ECU sleep modes and hence allow them to be addressed as shutdown targets.]()

[SWS_EcuM_04092]

[The ShutdownTarget *Sleep* shall put the all cores into sleep.]()

7.7.2 Reset

[SWS_EcuM_04005] [The ECU Manager module shall define a configurable set of reset modes (see *EcuMResetMode* [ECUC_EcuM_00172](#) and section 8.2.8 *EcuM_ResetType* [SWS_EcuM_04044](#)), where each mode itself is a shutdown target. The set will minimally contain targets for

- Mcu_PerformReset
- WdgM_PerformReset

- Toggle I/O Pin via DIO / SPI]()

[SWS_EcuM_04006] [The ECU Manager module shall allow defining aliases for reset targets (See [EcuM180_Conf](#)).]()

[SWS_EcuM_04007] [The ECU Manager module shall define a configurable set of reset causes (see *EcuMShutdownCause* [ECUC_EcuM_00175](#) and section 8.2.9 *EcuM_ShutdownCauseType* [SWS_EcuM_04045](#)). The set shall minimally contain targets for

- ECU state machine entered a shutdown state
- WdgM detected a failure
- DCM requests shutdown]

and the time of the reset.]()

[SWS_EcuM_04008] [The ECU Manager Module shall offer facilities (see section 8.3.4 Shutdown Management) to BSW modules and SW-Cs to

- Record a shutdown cause
- Get a set of recent shutdown causes]()

7.8 Alarm Clock

The ECU Manager module provides an optional persistent clock service which remains “active” even during sleep. It thus guarantees that an ECU will be woken up at a certain time in the future (assuming that the hardware does not fail) and provides clock services for long-term activities (i.e. measured in hours to days, even years).

Generally, this service will be realized with timers in the ECU that can induce wakeups. In some cases, external devices can also use a regular interrupt line to periodically wake the ECU up, however. Whatever the mechanism used, the service uses one wakeup source privately.

The ECU Manager module maintains a master alarm clock whose value determines the time at which the ECU will be woken up. Moreover the ECU manager manages an internal clock, the EcuM clock, which is used to compare with the master alarm.

Note that the alarm wakeup mechanisms are only relevant to the SLEEP phase. SW-Cs and BSW modules can set and retrieve alarm values during the UP phase (and only during the UP phase), which will be respected during the SLEEP phase, however.

Compared to other timing/wakeup mechanisms that could be implemented using general ECU Manager module facilities, the Alarm Clock service will not initiate the WakeupRestart Sequence until the timer expires. When the ECU Module detects that its timer has caused a wakeup event, it increments its timer and returns immediately to sleep unless the clock time has exceeded the alarm time.

[SWS_EcuM_04069] [When the Alarm Clock service is present (see `EcuMAlarmClockPresent` [ECUC EcuM_00199](#)) the EcuM Manager module shall maintain an EcuM clock whose time shall be the time in seconds since battery connect.]()

[SWS_EcuM_04086] [The EcuM clock shall track time in the UP and SLEEP phases.]()

[SWS_EcuM_04087] [Hardware permitting, the EcuM clock time shall not be reset by an ECU reset.]()

[SWS_EcuM_04088] [There shall be one and only one wakeup source assigned to the EcuM Clock (see `EcuMAlarmWakeupSource` [ECUC EcuM_00200](#)).]()

7.8.1 Alarm Clocks and Users

SW-Cs and BSW modules can each maintain an alarm clock (user alarm clock). Each user alarm clock (see `EcuMAlarmClock` [ECUC EcuM_00184](#)) is associated with an `EcuMUser` (see [ECUC EcuM_00195](#)) which identifies the respective SW-C or BSW module.

[SWS_EcuM_04070] [Each EcuM User shall have at most one user alarm clock.]()

[SWS_EcuM_04071] [An EcuM User shall not be able to set the value of another user's alarm clock.]()

[SWS_EcuM_04072] [The ECU Manager module shall set always the master alarm clock value to the value of the earliest user alarm clock value.]()

This means as well that when an EcuM User issues an abort on its alarm clock and that user alarm clock determines the current master alarm clock value, the ECU Manager module shall set the master alarm clock value to the next earliest user alarm clock value.

[SWS_EcuM_04073] [Only authorized EcuM Users can set the EcuM clock time (see [ECUC EcuM_00197](#), a user list in [ECUC EcuM_00168](#)).]()

Rationale for [SWS EcuM_04073](#): Generally EcuM Users shall not be able to set the EcuM clock time. The EcuM clock time can be set to an arbitrary time to allow testing alarms that take days to expire.

7.8.2 EcuM Clock Time

[SWS_EcuM_04089] [If the underlying hardware mechanism is tick based, the EcuM shall "correct" the time accordingly]()

7.8.2.1 EcuM Clock Time in the UP Phase

The EcuM_MainFunction increments the EcuM clock during the UP Phase. It uses standard OS mechanisms (alarms / counters) to derive its time. Note the difference in granularity between the counters and EcuM time, which is measured in seconds ([SWS_EcuM_04069](#)).

7.8.2.2 EcuM Clock Time in the Sleep Phase

There are two alternatives to increment the EcuM clock during sleep depending on whether `EcuM_GoHalt` or `EcuM_GoPoll` were called.

Within the Halt Sequence (see 7.5.2 Activities in the Halt Sequence) the GPT Driver must be put in to a `GPT_MODE_SLEEP` to only configure those timer channels required for the time base. It also requires the GPT to enable the timer based wakeup channel using the `Gpt_EnableWakeup` API. Preferably the `Gpt_StartTimer` API will be set to 1 sec but if this value is not reachable the EcuM will need to be woken up more often to accumulate several timer wakeups until 1 sec has been accumulated to increment the clock value.

Within the Poll Sequence (see 7.5.3 Activities in the Poll Sequence) the EcuM clock can be periodically updated during the `EcuM_SleepActivity` function using the `EcuM_SetClock` function, assuming a notion of time is still available. The clock must only be incremented when 1 sec of time has been accumulated.

In both situations after the clock has been incremented during Sleep the ECU Manager module must evaluate if the master alarm has expired. If so the BswM will initiate a full startup or set the ECU in Sleep again.

[SWS_EcuM_04009] [When leaving the Sleep state the ECU Manager Module will abort any active user alarm clock and the master alarm clock. This means that both clock induced and wakeups due to other events will result in clearing all alarms.](SRS_ModeMgm_09187)

[SWS_EcuM_04010] [User alarms and the master alarm shall be cancelled during the StartPreOS Sequence, in the WakeupRestart Sequence and the OffPreOS Sequence.](SRS_ModeMgm_09188)

7.9 MultiCore

The distribution of BSW modules onto different partitions was introduced.

A partition can be seen as an independent section that is mapped on one core. So every core (both in single and in multi core architectures) contains at least one but also can contain arbitrary numbers of partitions. But no partition can span over more than one core.

The BSW modules can be distributed over different partitions and therefore over different cores. Some BSW modules as the BswM have to be included into every partition. Other modules like the OS or the EcuM have to be included into one partition per core.

An example is shown in Figure 18.

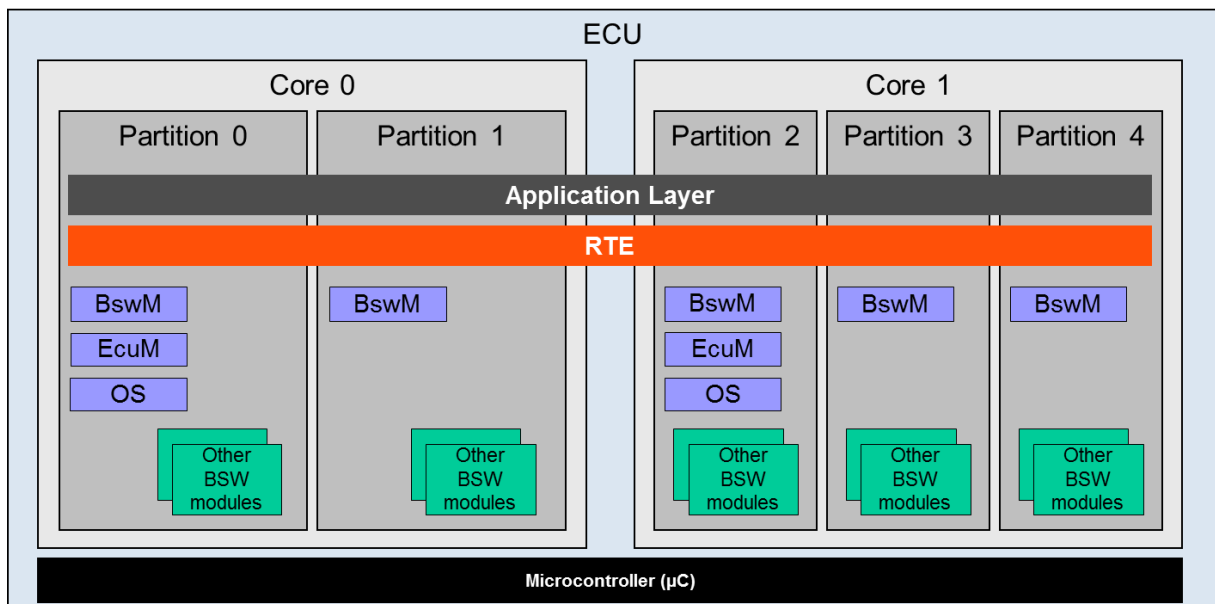


Figure 18: Partitions inside an ECU

In a multi core architecture the EcuM has to be distributed in a way, that one instance per core exists.

There is one designated master core in which the boot loader starts the master EcuM via EcuM_init. The master EcuM starts some drivers, determines the Post Build configuration and starts all remaining cores with all their satellite EcuMs.

Each EcuM now starts the core local OS and all core local BswMs (in every partition resides exactly one BswM).

If the same image of EcuM is executed on every core of the ECU, the ECU Manager's behavior has to differ on the different cores. This can be accomplished by the ECU Manager by testing first whether it is on a master or a slave core and act appropriately.

The ECU Manager module supports the same phases on a MultiCore ECU as are available on conventional ECUs (i.e. STARTUP, UP, SHUTDOWN and SLEEP).

If safety mechanisms are used, The ECU State Manager has to run with full trust level.

This section uses previous ECU Manager terms for various ECU states, notably Run/PostRun. With flexible ECU management, the system integrator determines the ECU's states' names and semantics. Methods to ensure a de-initialization phase must be upheld, however. The names used here are therefore not normative.

7.9.1 Master Core

There is one explicit master core. Which core the master core is, is determined by the boot loader. The EcuM of the master core gets started as first BSW module and performs initialization actions.

Then it starts all other cores with all other EcuMs.

When these are started, it initializes together with each satellite EcuM the core local OS and BswM.

7.9.2 Slave Core

On every slave core, one satellite EcuM has to run. If a core contains more than one partition, only one EcuM per core has to exist.

7.9.3 Master Core – Slave Core Signalling

This section discusses the general mechanisms with which BSW can communicate over cores. It presupposes general knowledge of the SchM, which is described and specified in the RTE.

7.9.3.1 BSW Level

The Operating System provides a basic mechanism for synchronizing the starts of the operating systems on the master and slave cores. The Scheduler Manager provides basic mechanisms for communication of BSW modules across partition

boundaries. One BSW Mode Manager per core is responsible for starting and stopping the RTE.

Refer to the Guide to Mode Management [23] for a more complete description of the solution approaches and for a discussion of the considerations in choosing between them.

7.9.3.2 Example for Shutdown Synchronization

Before calling `ShutdownAllCores`, the “master” ECU Manager Module must start the shutdown of all “slave” ECU Manager Modules and has to wait until all modules have de-initialized the BSW modules for which they are responsible and successfully shutdown.

Therefore the master ECU Manager Module sets a shutdown flag which can be read by all slave modules. The EcuM activates afterwards tasks for every configured slave core. The slave modules read the flag inside the main routine and shutdown if requested. The task name is “EcuM_SlaveCore<X>_Task”, where X is a number. The task need to be configured by the integrator. The number of tasks which need to be activated can be calculated by counting the instances of `EcuMPartitionRef` minus one, because one `EcuMFlexPartionRef` is used for the master.

Example: Three instances of `EcuMPartitionRef` are configured. Then during call of `EcuM_GoDown()` “EcuM_SlaveCore1_Task” and “EcuM_SlaveCore2_Task” would be started. The slave modules read the flag inside the main routine and shutdown if requested.

The Operating System extends the OSEK `SetEvent` function across cores. A task on one core can wait for an event set on another core. Figure 19 illustrates how this applies to the problem of synchronizing the cores before calling `ShutdownAllCores` (whereby the de-intialization details have been omitted). The `Set/WaitEvent` functions accept a bitmask which can be used to indicate shutdown-readiness on the individual slave cores. Each `SetEvent` call from a “slave” ECU Manager module will stop the “master” ECU Manager module’s wait. The “master” ECU Manager module must therefore track the state of the individual slave cores and set the wait until all cores have registered their readiness.

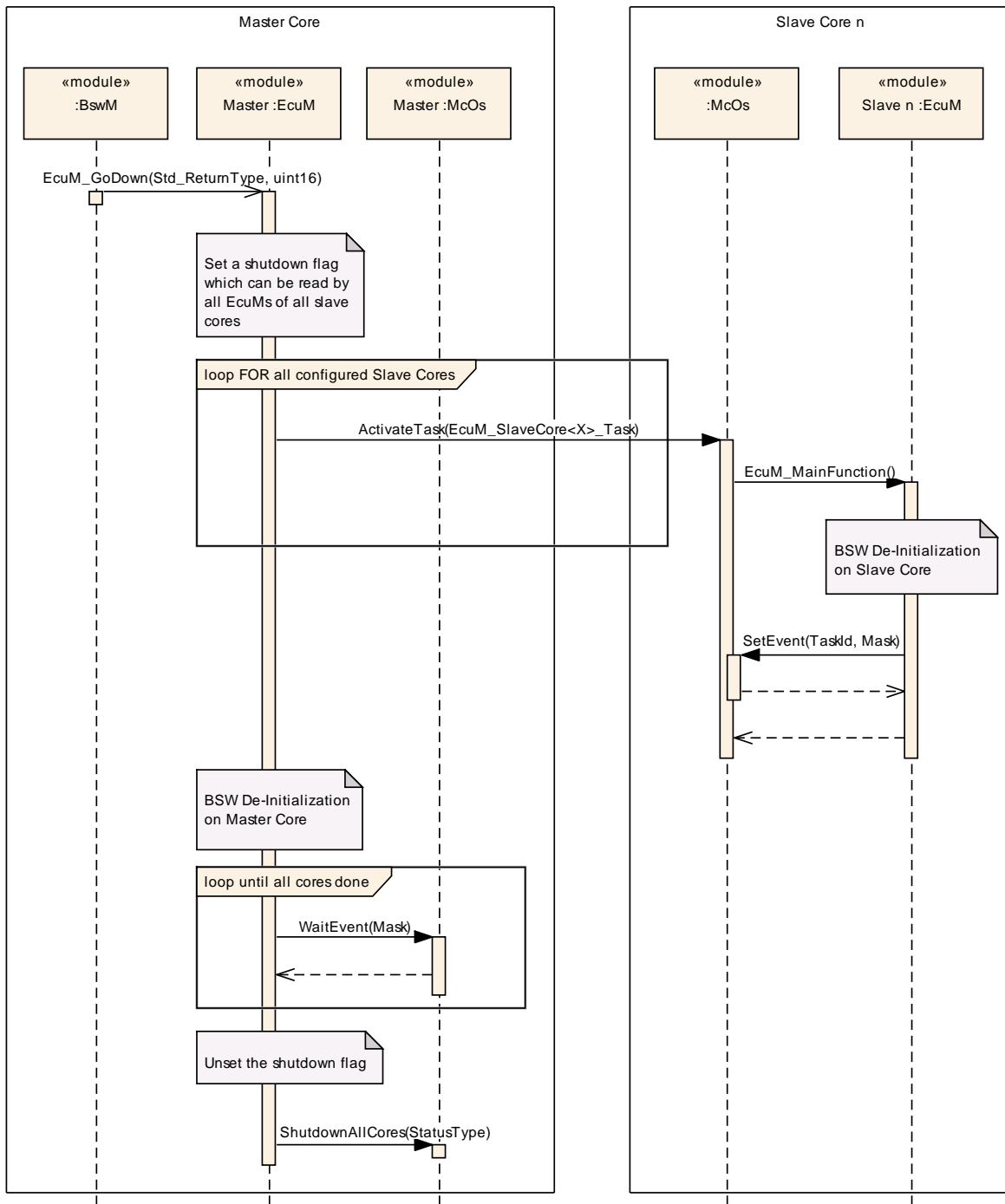


Figure 19: Master / Slave Core Shutdown Synchronization

7.9.4 UP Phase

From the hardware perspective, it is possible that wakeup interrupts could occur on all cores. Then the whole ECU gets woken up and the EcuM running on that processes the wakeup event.

[SWS_EcuM_04011] [The EcuM_MainFunction shall run in all EcuM instances.]()

[SWS_EcuM_04012] [Each instance of the ECU Manager module shall process the wakeup events of its core.]()

As in the single-core case, the BswM (as configured by the integrator) has the responsibility for controlling ECU resources, establishing that the local core can be powered down or halted as well as de-initializing the appropriate applications and BSW before handing control over to the EcuM of its core.

7.9.5 STARTUP Phase

The ECU Manager module functions nearly identically on all cores. That is, as for the single-core case, the ECU Manager module performs the steps specified for Startup; most importantly starting the OS, initializing the SchM and starting the core local BswMs.

The master EcuM activates all slave cores after calling InitBlock 1 and doing the reset / wakeup housekeeping. After being activated, the slave cores execute their startup routines, which call EcuM_Init on their core.

After each EcuM has called StartOs on its core, the OS synchronizes the cores before executing the core-individual startup hooks and synchronizes the cores again before executing the first tasks on each core.

StartPostOS is executed on each core and the SchM is initialized on each core. All core local BswMs are initialized by each EcuM.

One BswM on every partition has to start the RTE for that core.

[SWS_EcuM_04093] [The ECU Manager module shall start the SchM and the OS on every core.]()

[SWS_EcuM_04014] [The ECU Manager module shall call BswM_Init for all core local BswMs on the master and all slave cores.]()

7.9.5.1 Master Core STARTUP

[SWS_EcuM_04015]

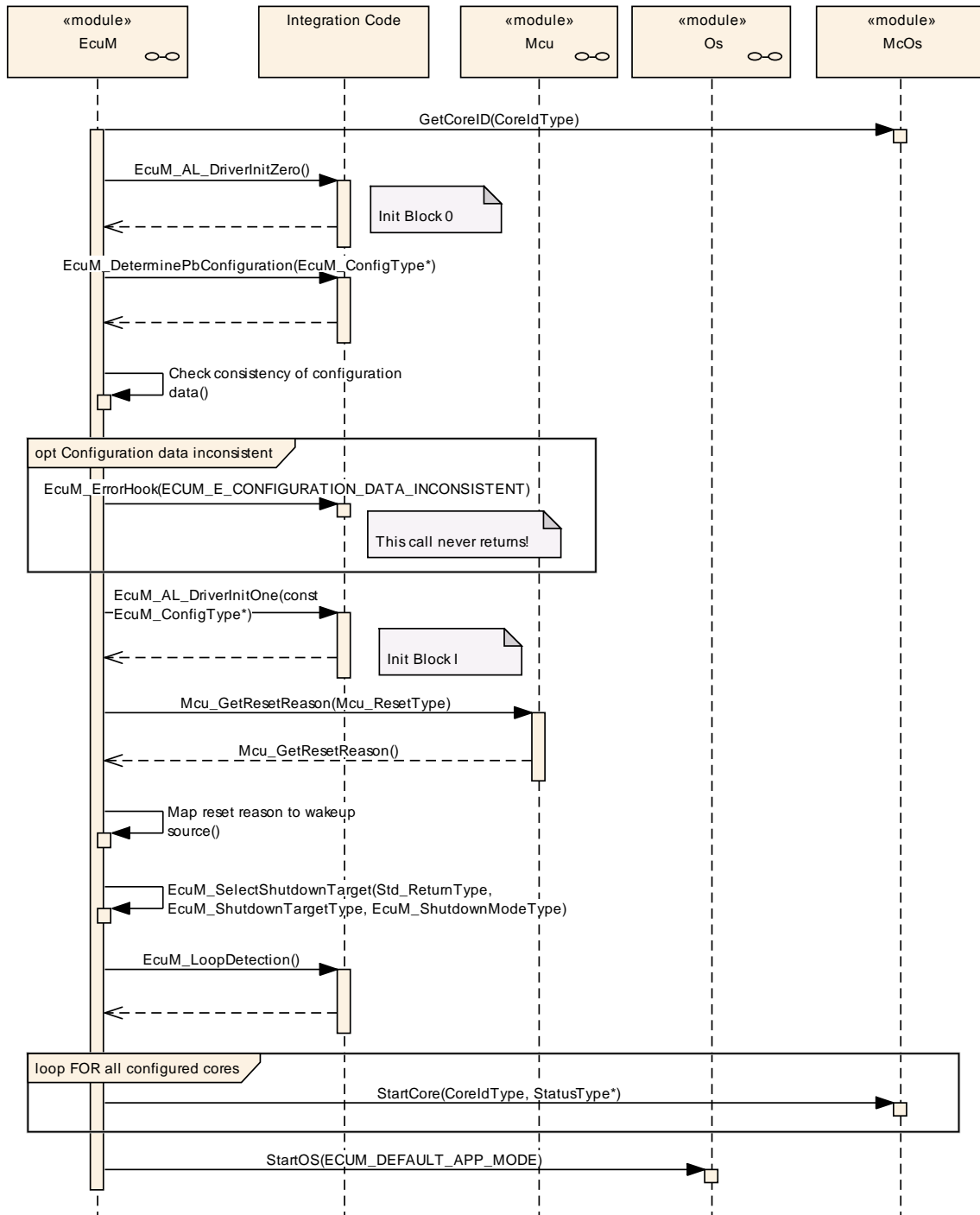


Figure 20 -Master Core StartPreOS Sequence

()

[SWS_EcuM_04016]

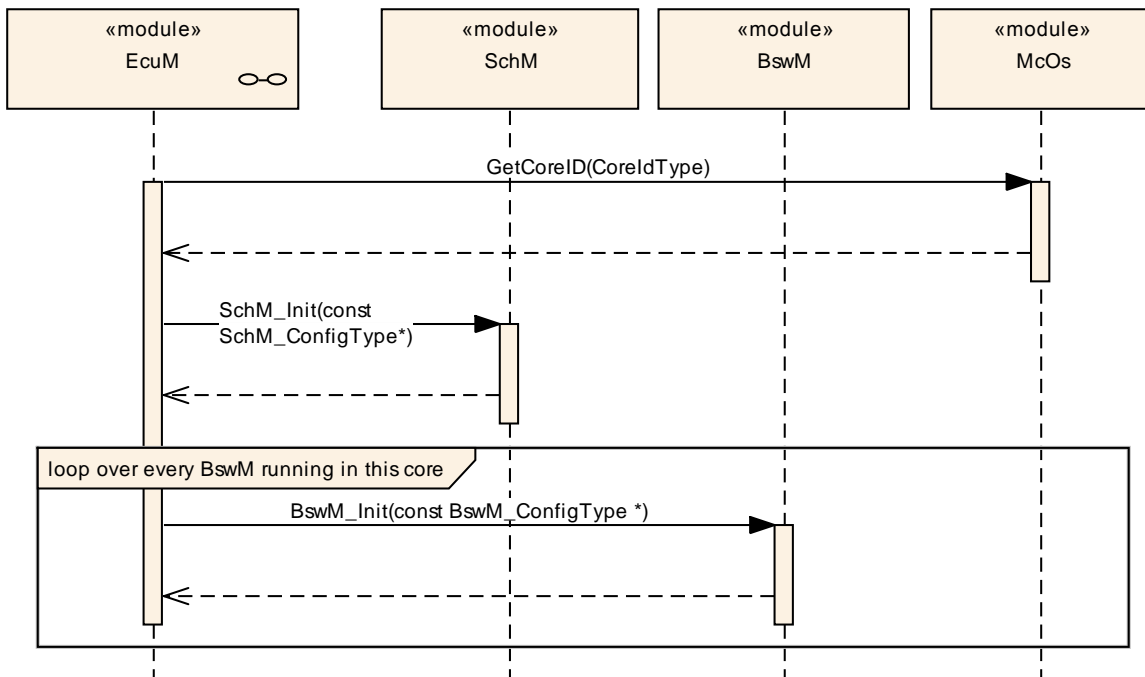


Figure 21 - Master Core StartPostOS Sequence

l()

7.9.5.2 Slave Core STARTUP

[SWS_EcuM_04017]

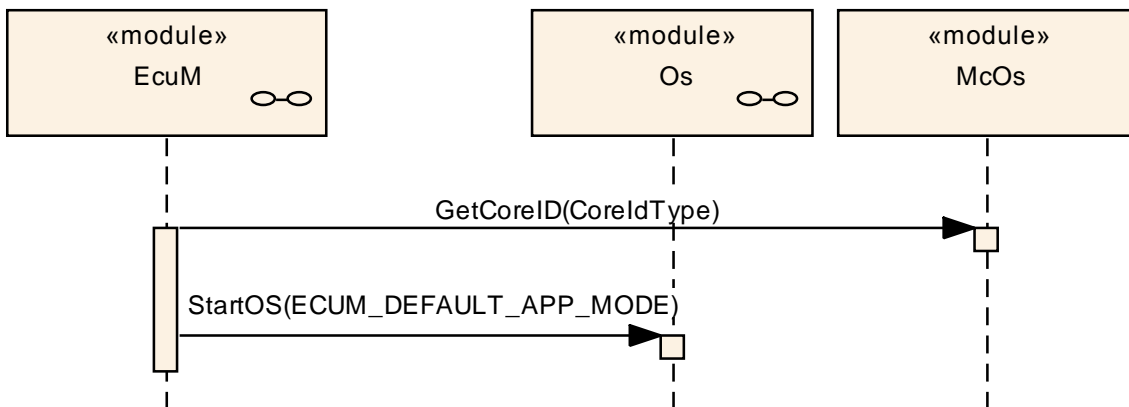


Figure 22 - Slave Core StartPreOS Sequence

l()

[SWS_EcuM_04018]

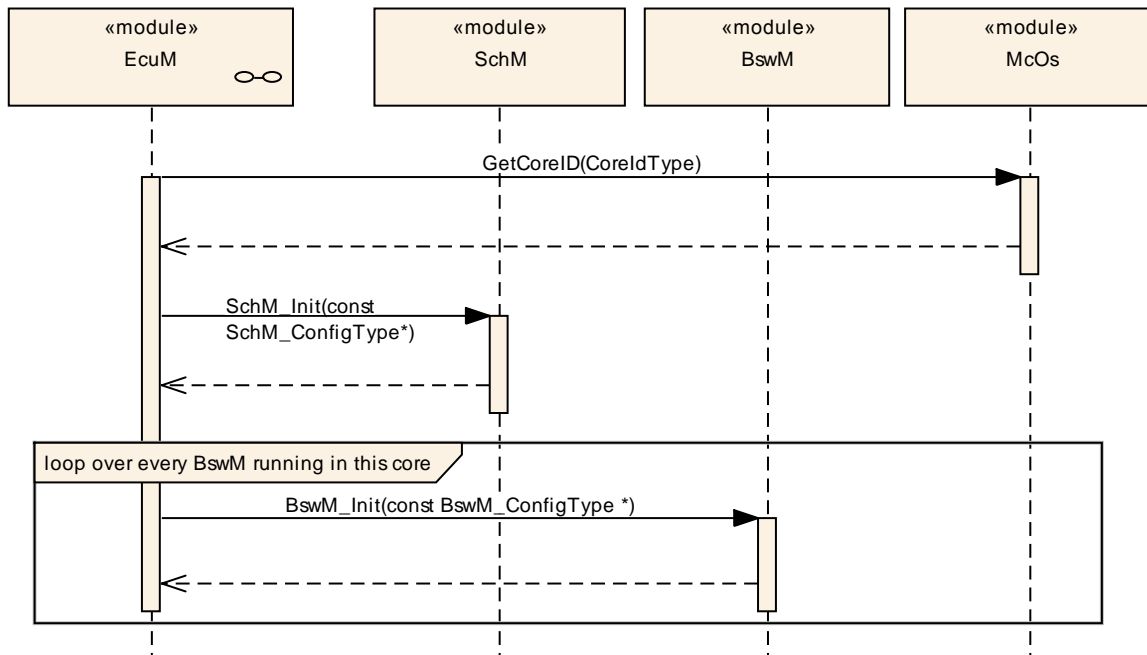


Figure 23 - Slave Core StartPostOS Sequence

l()

7.9.6 SHUTDOWN Phase

Individual core shutdown (i.e. while the rest of the ECU continues to run) is currently not supported. All cores are shut down simultaneously.

When the ECU shall be shut down, the master ECU Manager module calls ShutdownAllCores rather than somehow calling ShutdownOs on the individual cores. The ShutdownAllCores stops the OS on all cores and stops all cores as well.

Since the master core could issue the ShutdownAllCores before all slave cores are finished processing, the cores must be synchronized before entering SHUTDOWN.

The BswM (which is distributed over all partitions) ascertains that the ECU should be shut down and synchronizes with each BswM in the ECU. All BswMs induce de-initialization of all the partition's BSWs, SWCs and CDDs and send appropriate signals to the other BswMs to indicate their readiness to shut down.

For a shutdown of the ECU, the BswM (which lies in the same partition of the master EcuM) ultimately calls GoOff on the master core which distributes that request to all slave cores. The "master" EcuM de-initializes the BswM, and the SchM. The EcuMs on the slave cores de-initialize their SchM and BswM and then send a signal to

indicate that the core is ready for ShutdownOS (again, see section section 7.9.3 Master Core – Slave Core Signalling for details).

The master EcuM waits for the signal from each slave core EcuM and then initiates shutdown as usual on the master core (the master EcuM calls ShutdownAllCores, and the ECU is put to bed with the global shutdown hook)

7.9.6.1 Master Core SHUTDOWN

[SWS_EcuM_04019]

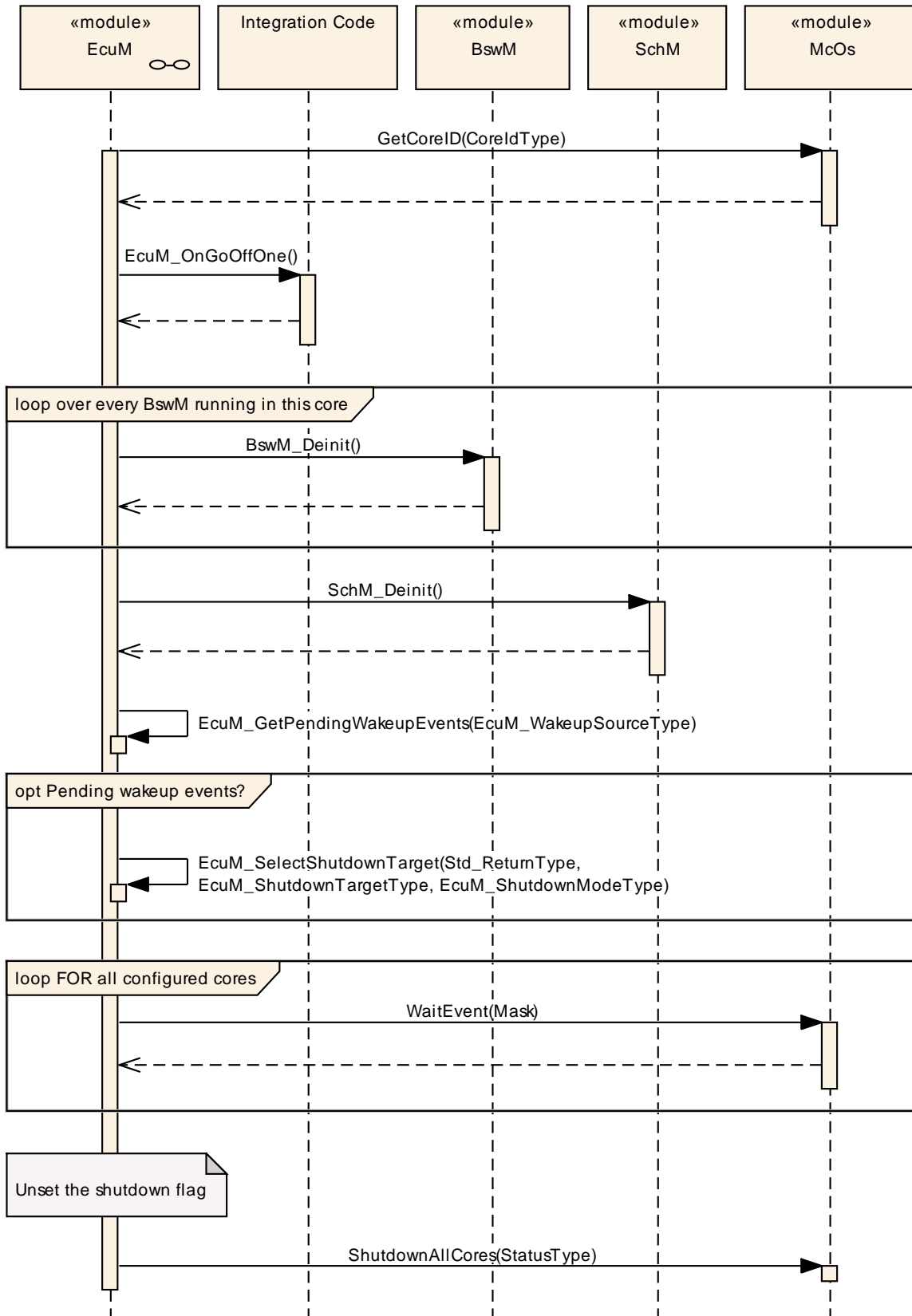


Figure 24 - Master Core OffPreOS Sequence

10)

[SWS_EcuM_04020]

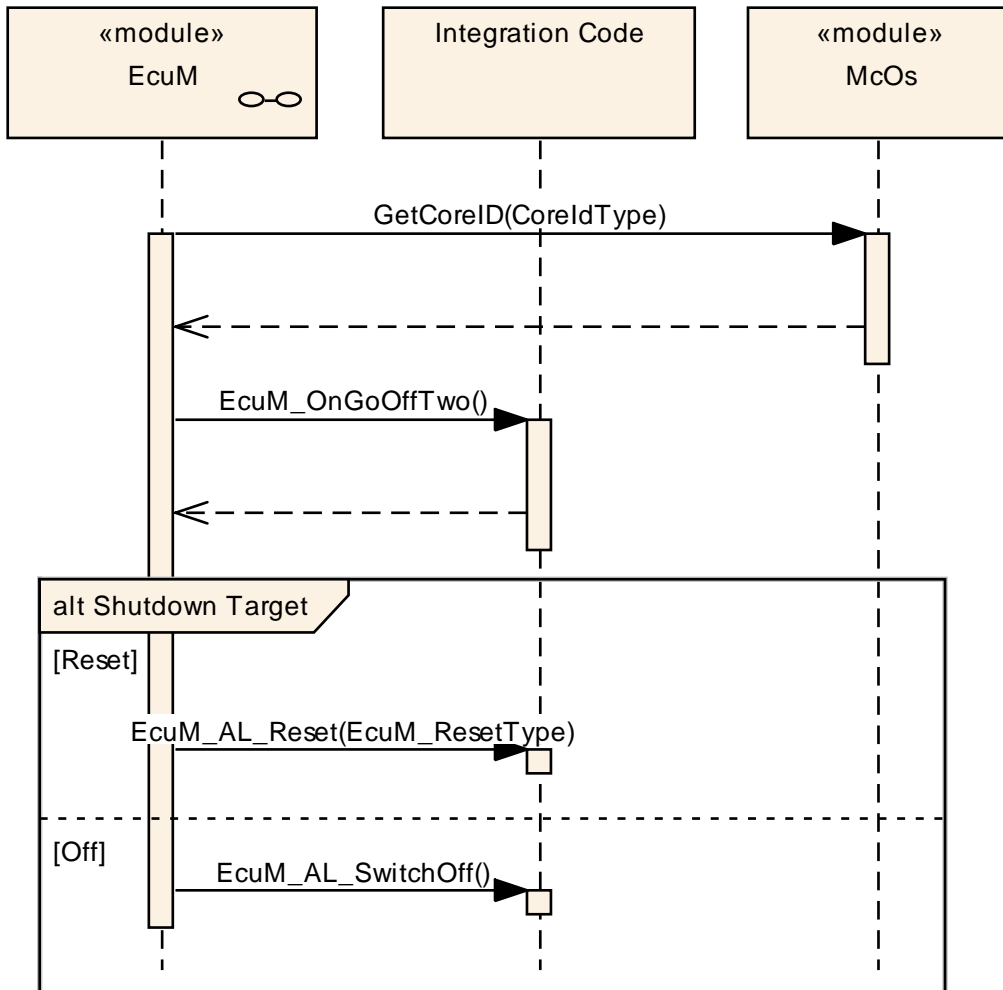


Figure 25 - Master Core OffPostOS Sequence

10)

7.9.6.2 Slave Core SHUTDOWN

[SWS_EcuM_04021]

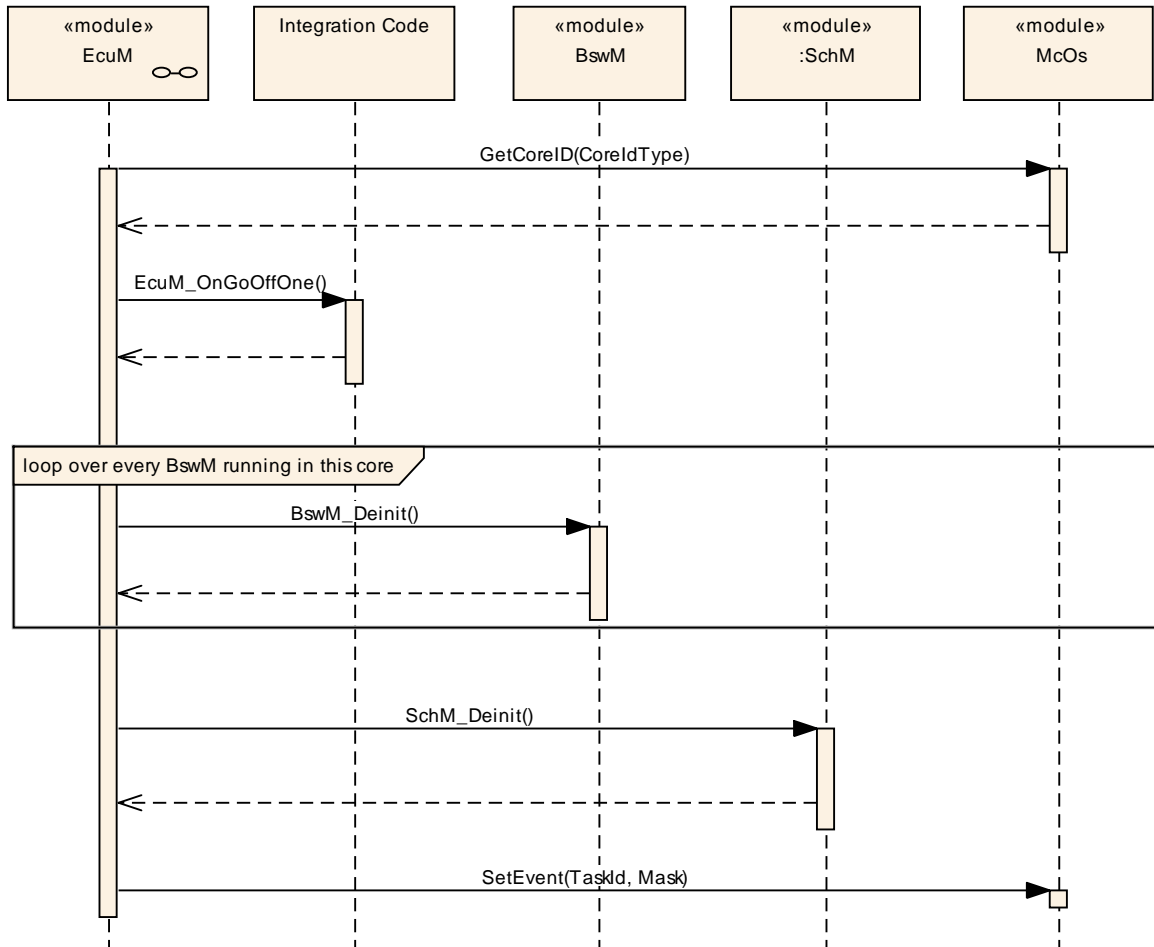


Figure 26 - Slave Core OffPreOS Sequence

1()

[SWS_EcuM_04022]

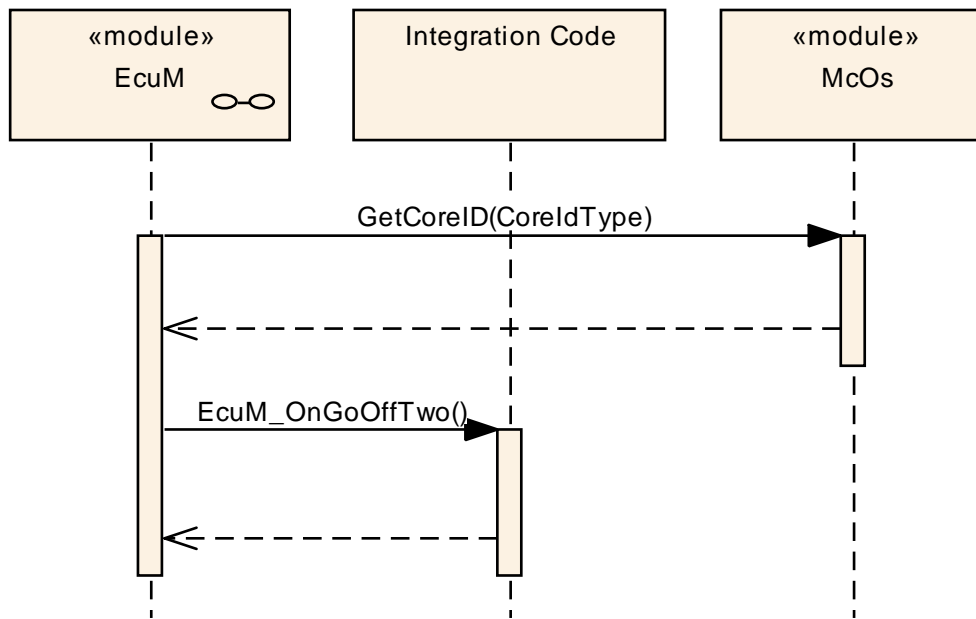


Figure 27 - Slave Core OffPostOS Sequence

l()

7.9.7 SLEEP Phase

When the shutdown target `Sleep` is requested, all cores are put to sleep simultaneously. The MCU must issue a halt for each core. As task timing and priority are local to a core in the OS, neither the scheduler nor the RTE must be synchronized after a halt. Because the master core could issue the MCU halt before all slave cores are finished processing, the cores must be synchronized before entering `GoHalt`.

The BswMs ascertain that sleep should be initiated and distribute an appropriate ECU mode to each core. The BSWs, SWCs and CDDs on the slave cores must be informed by their partition local BswM, de-initialize appropriately and send appropriate mode requests to the BswM to indicate their readiness.

If the ECU is put to sleep, the “halt”s must be synchronized so that all slave cores are halted before the master core computes the checksum. The ECU Manager module on the master core uses the same “signal” mechanism as for synchronizing cores on `GoOff`.

Similarly, the ECU Manager module on the master core must validate the checksum before releasing the slave cores from the “halt” state

7.9.7.1 Master Core SLEEP
[SWS_EcuM_04023][

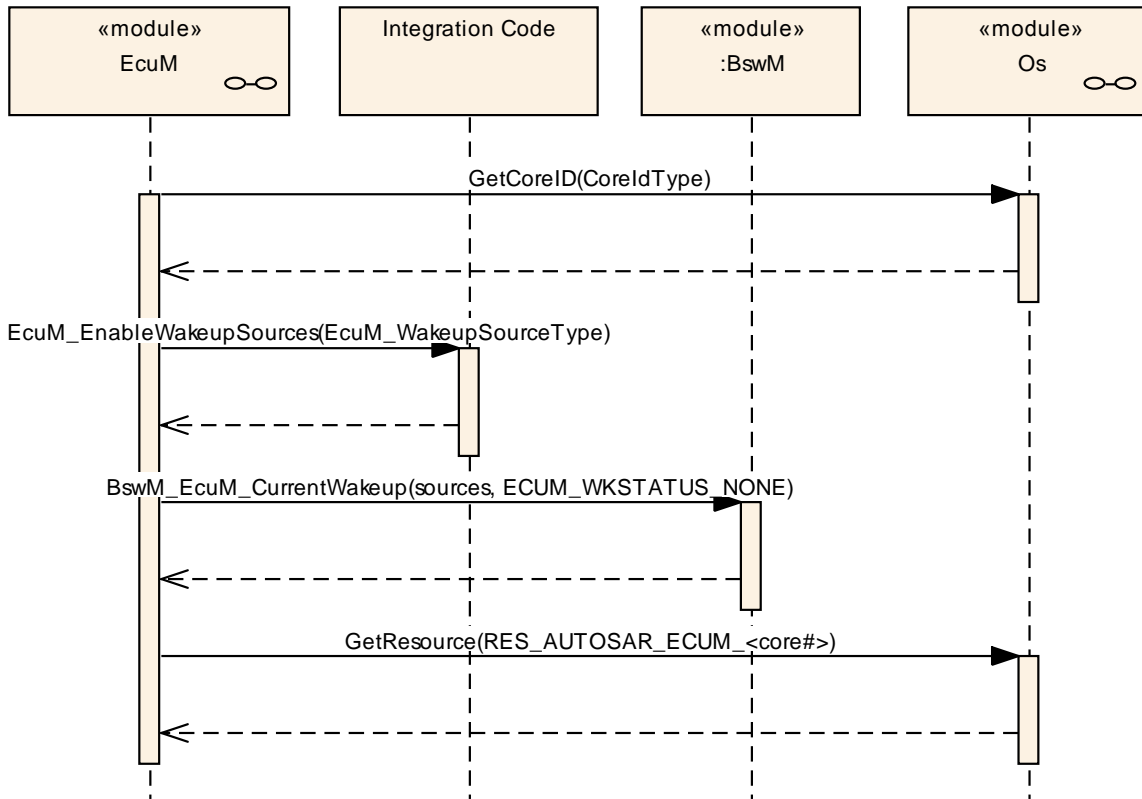


Figure 28 - Master Core GoSleep Sequence

]()
[SWS_EcuM_04024][

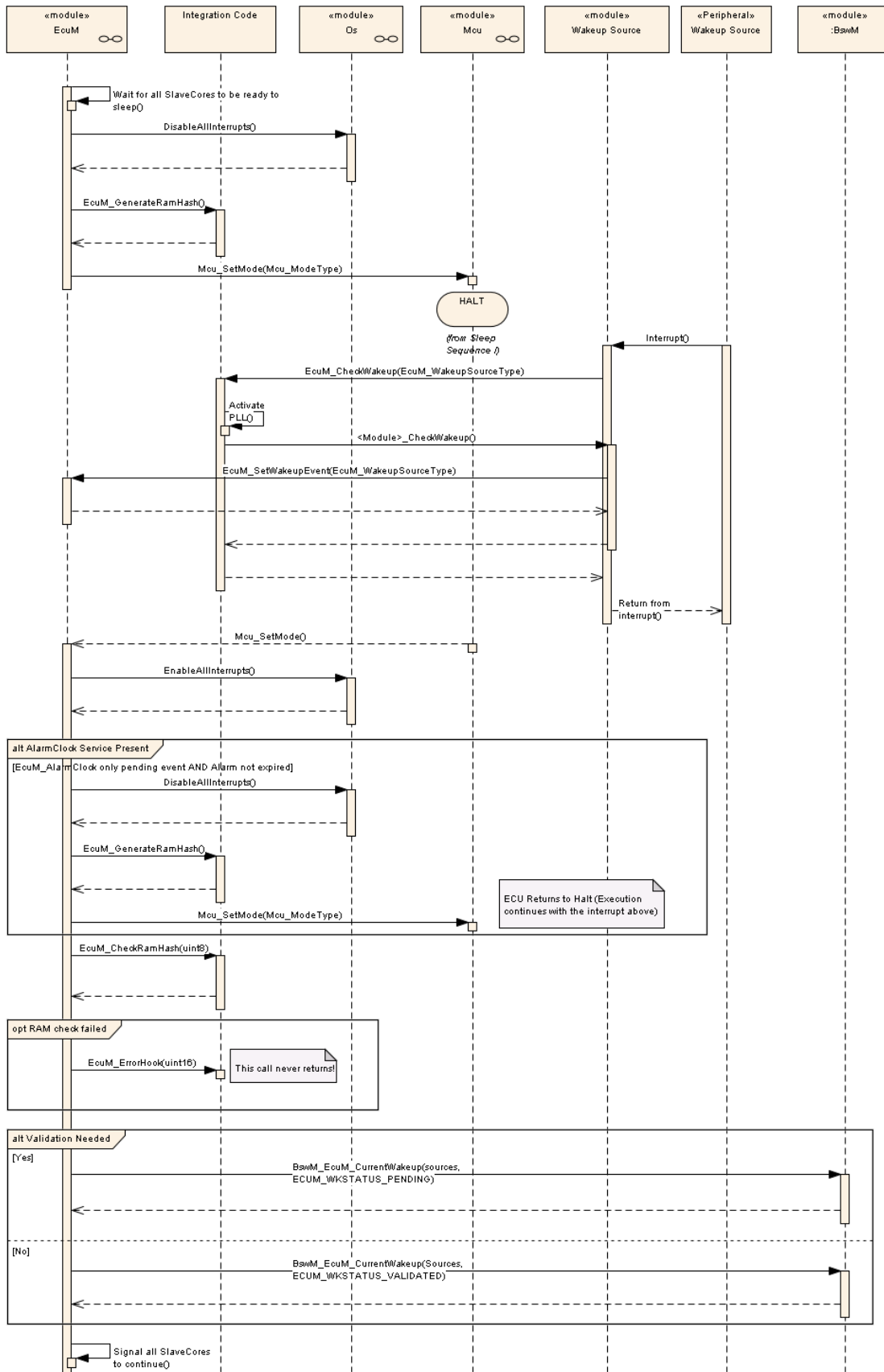


Figure 29 - Master Core Halt Sequence

J(SRS_ModeMgm_09239)

[SWS_EcuM_04025]

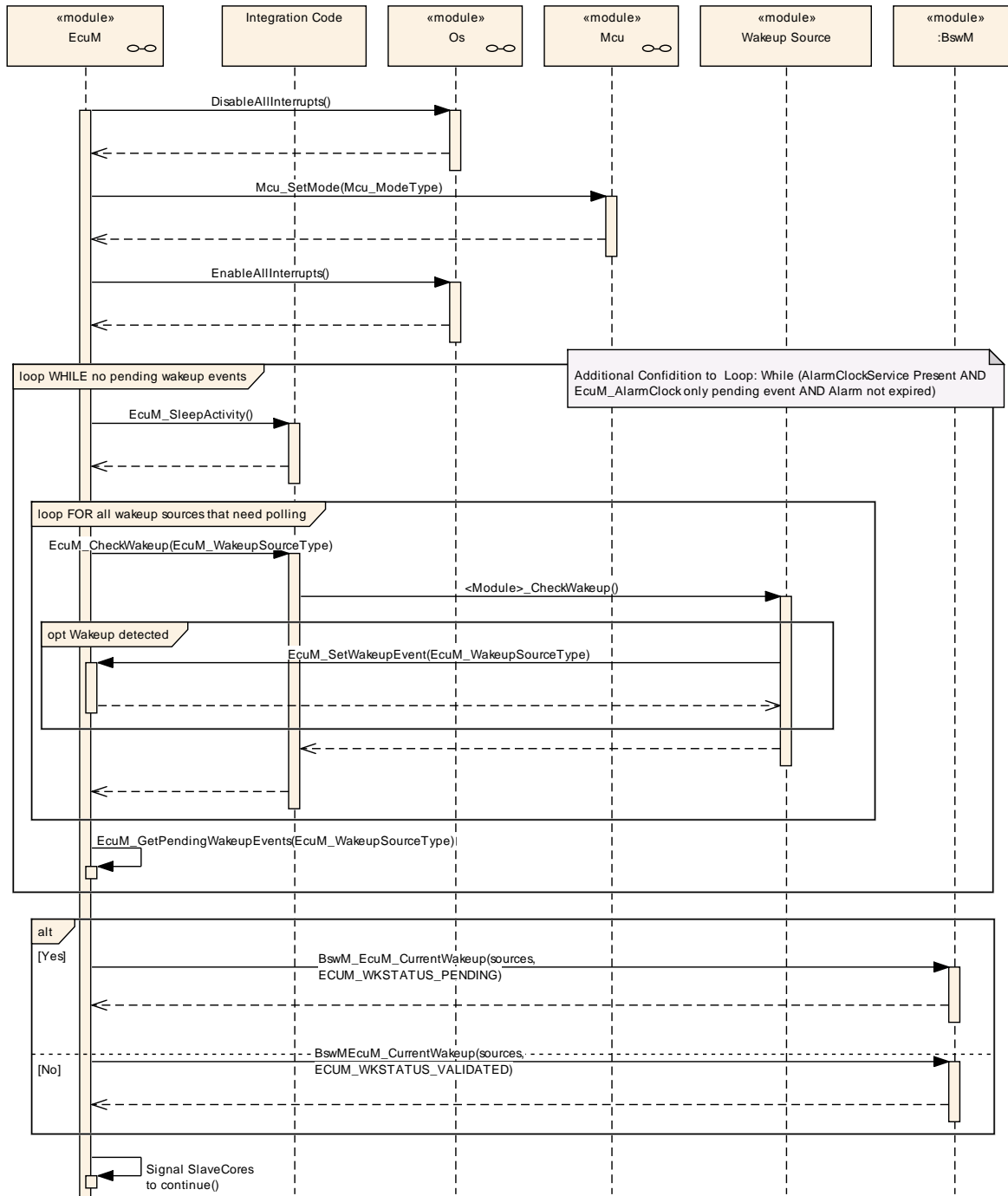


Figure 30 - Master Core Poll Sequence

]()
[SWS_EcuM_04026]

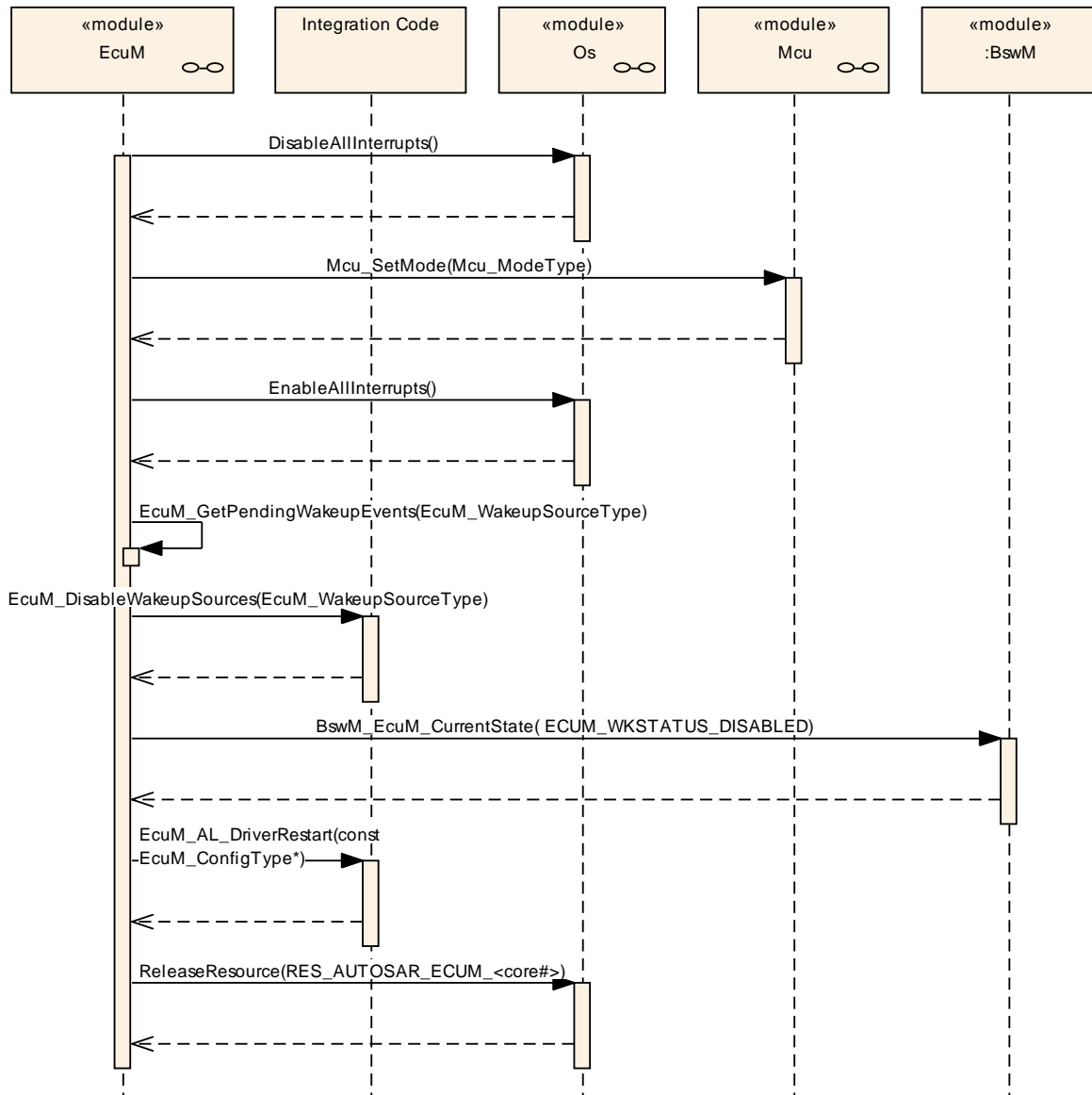


Figure 31 - Master Core WakeupRestart Sequence

()

7.9.7.2 Slave Core SLEEP
[SWS_EcuM_04027]

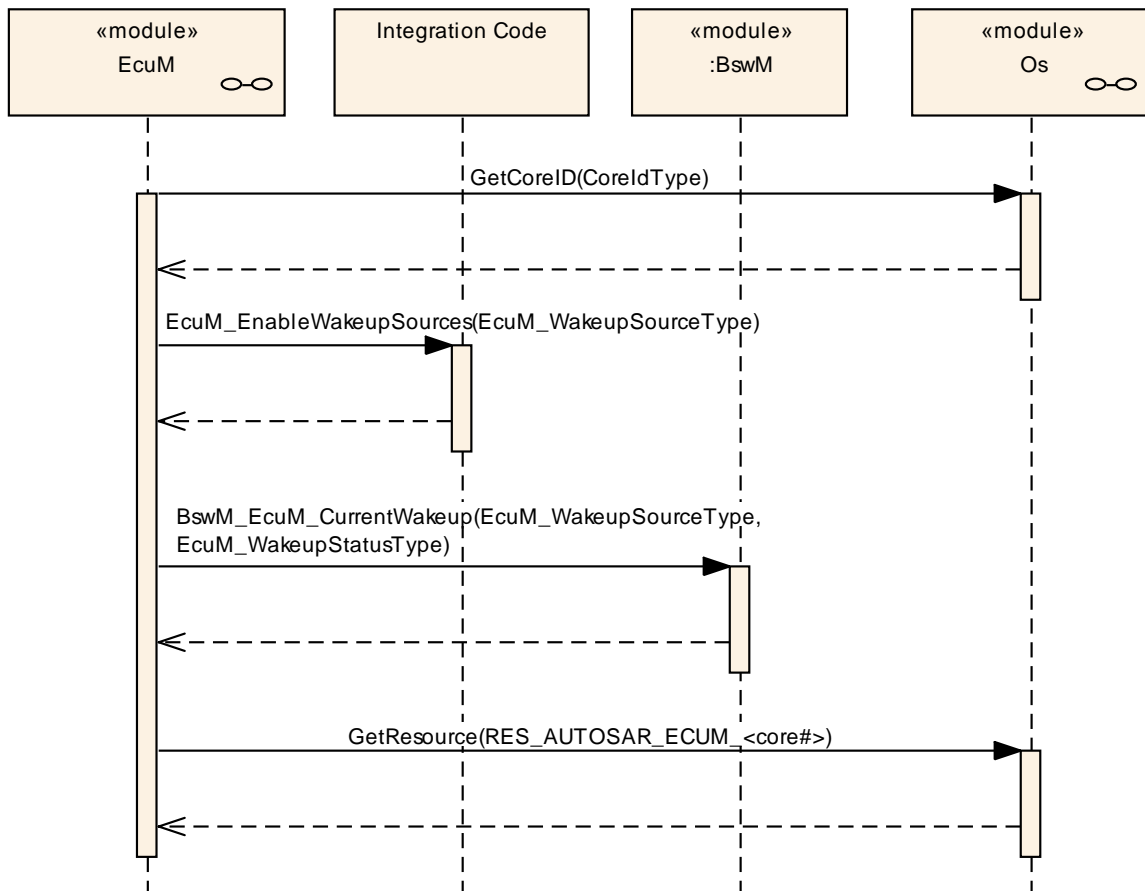


Figure 32 - Slave Core GoSleep Sequence

1()

[SWS_EcuM_04028]

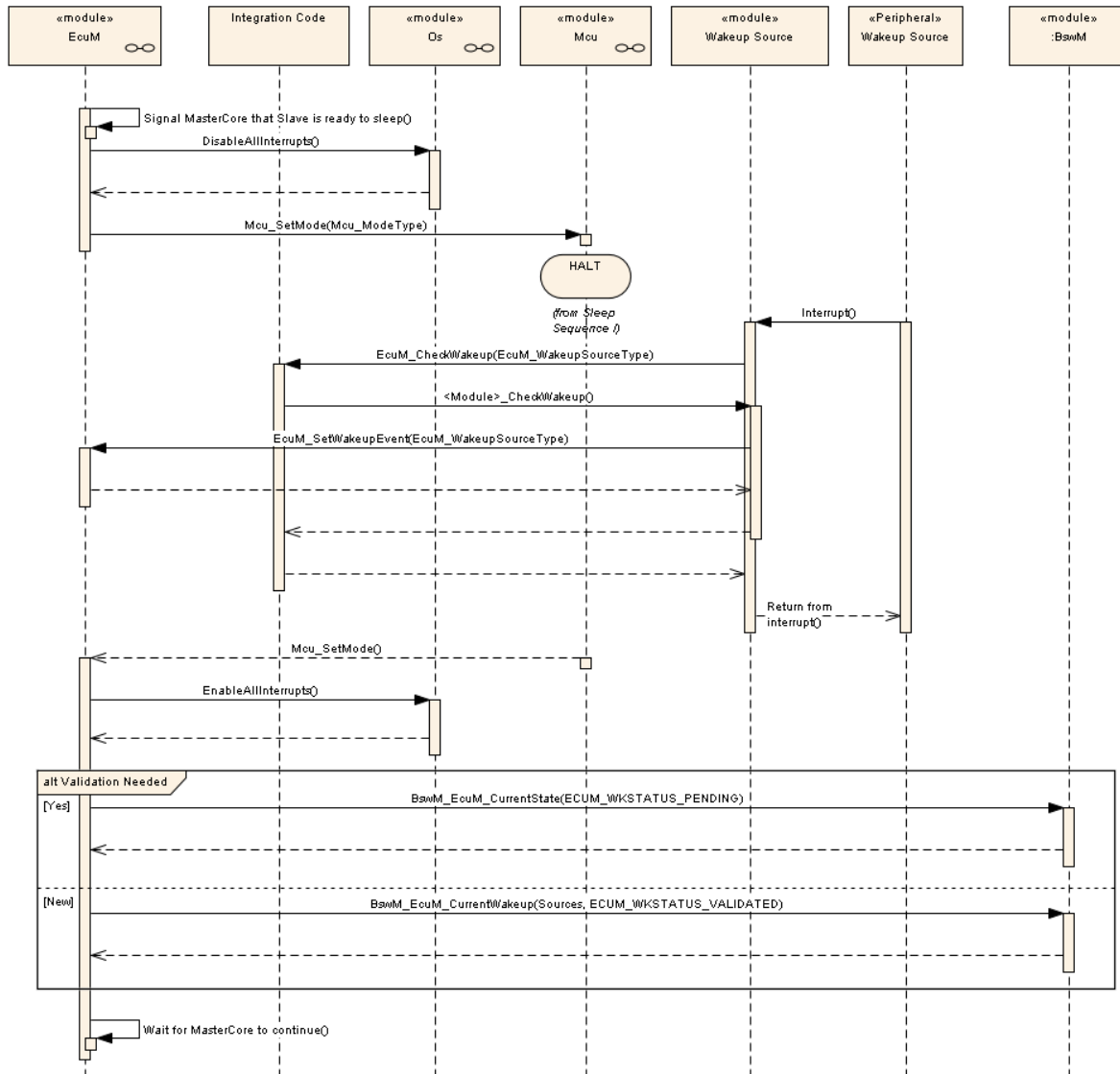


Figure 33 - Slave Core Halt Sequence

()

[SWS_EcuM_04029]

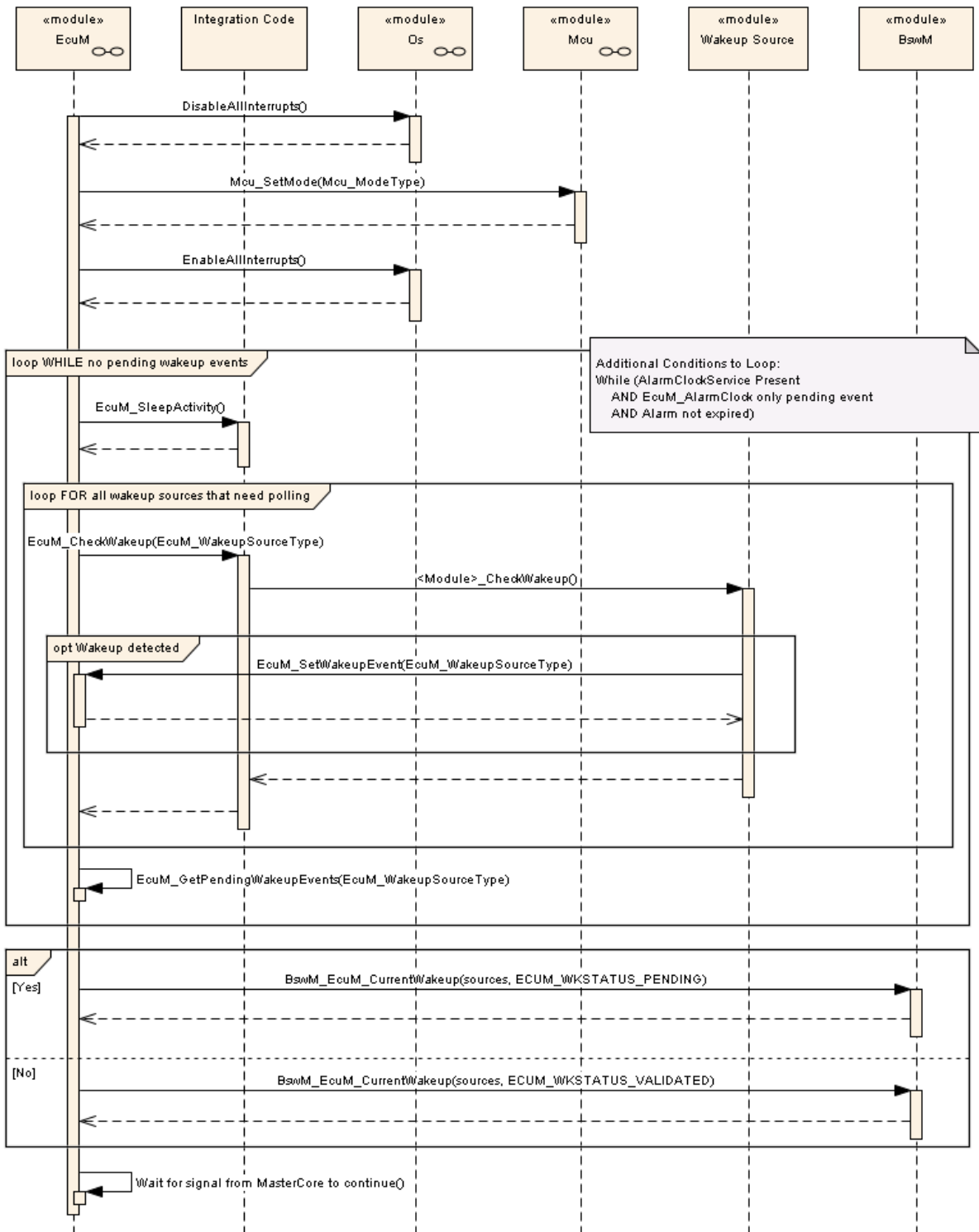


Figure 34 - Slave Core Poll Sequence

()

[SWS_EcuM_04030]

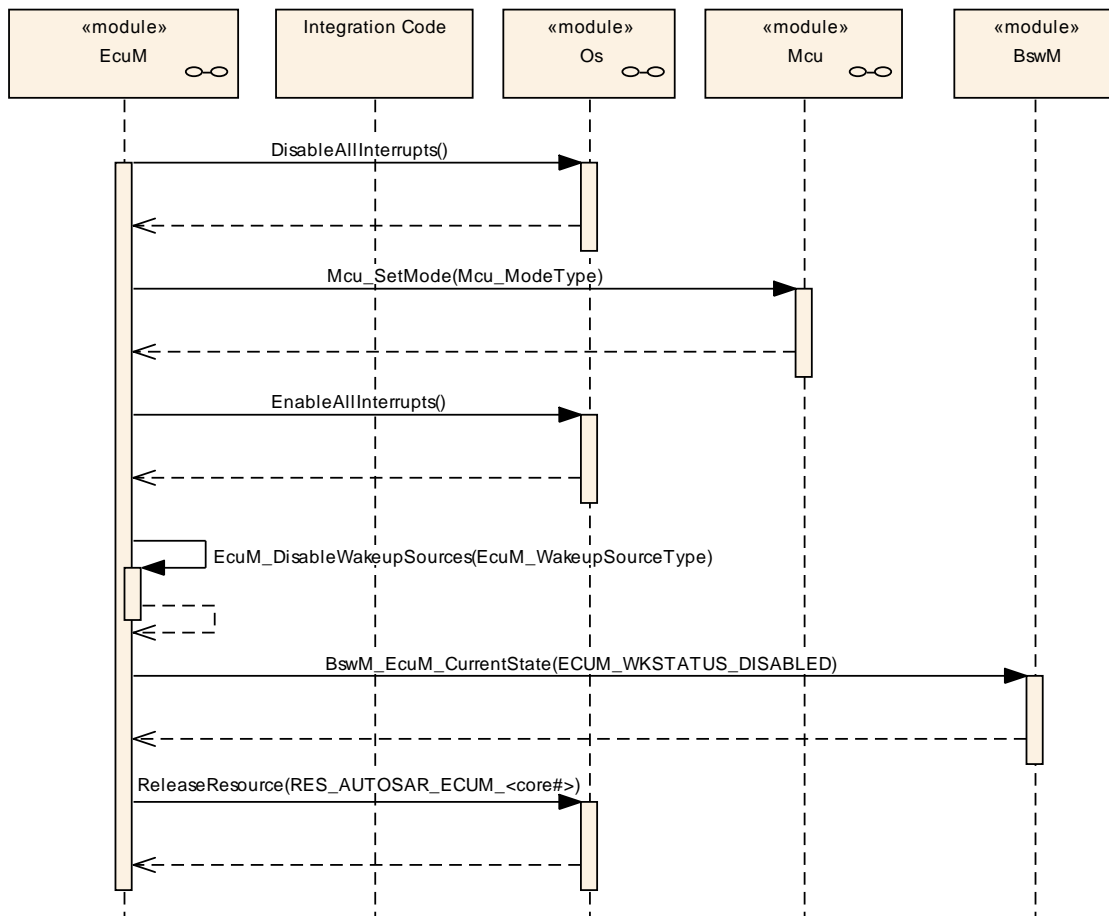


Figure 35 - Slave Core WakeupRestart Sequence

l()

7.9.8 Runnables and Entry points

7.9.8.1 Internal behavior

[SWS_EcuM_03018] [The definition of the internal behavior of the the ECU Manager module shall be as follows. This detailed description is only needed for the configuration of the local RTE.

```

InternalBehavior EcuStateManager {

    // Runnable entities of the EcuStateManager
    RunnableEntity SelectShutdownTarget
        symbol "EcuM_SelectShutdownTarget"
        canBeInvokedConcurrently = TRUE
    RunnableEntity GetShutdownTarget
        symbol "EcuM_GetShutdownTarget"
}
    
```

```

        canbeInvokedConcurrently = TRUE
RunnableEntity GetLastShutdownTarget
    symbol "EcuM_GetLastShutdownTarget"
    canbeInvokedConcurrently = TRUE
RunnableEntity SelectShutdownCause
    symbol "EcuM_SelectShutdownCause"
    canbeInvokedConcurrently = TRUE
RunnableEntity GetShutdownCause
    symbol "EcuM_GetShutdownCause"
    canbeInvokedConcurrently = TRUE
RunnableEntity SelectBootTarget
    symbol "EcuM_SelectBootTarget"
    canbeInvokedConcurrently = TRUE
RunnableEntity GetBootTarget
    symbol "EcuM_GetBootTarget"
    canbeInvokedConcurrently = TRUE
RunnableEntity SetRelWakeupAlarm
    symbol "EcuM_SetRelWakeupAlarm"
    canbeInvokedConcurrently = TRUE
RunnableEntity SetAbsWakeupAlarm
    symbol "EcuM_SetAbsWakeupAlarm"
    canbeInvokedConcurrently = TRUE
RunnableEntity AbortWakeupAlarm
    symbol "EcuM_AbortWakeupAlarm"
    canbeInvokedConcurrently = TRUE
RunnableEntity GetCurrentTime
    symbol "EcuM_GetCurrentTime"
    canbeInvokedConcurrently = TRUE
RunnableEntity GetWakeupTime
    symbol "EcuM_GetWakeupTime"
    canbeInvokedConcurrently = TRUE
RunnableEntity SetClock
    symbol "EcuM_SetClock"
    canbeInvokedConcurrently = TRUE
RunnableEntity RequestRUN
    symbol "EcuM_RequestRUN"
    canbeInvokedConcurrently = TRUE
RunnableEntity ReleaseRUN
    symbol "EcuM_ReleaseRUN"
    canbeInvokedConcurrently = TRUE
RunnableEntity RequestPOSTRUN
    symbol "EcuM_RequestPOST_RUN"
    canbeInvokedConcurrently = TRUE
RunnableEntity ReleasePOSTRUN
    symbol "EcuM_ReleasePOST_RUN"
    canbeInvokedConcurrently = TRUE

// Port present for each user. There are NU users
SR000.RequestRUN -> RequestRUN
SR000.ReleaseRUN -> ReleaseRUN
SR000.RequestPOSTRUN -> RequestPOSTRUN
SR000.ReleasePOSTRUN -> RequestPOSTRUN
PortArgument {port=SR000, value.type=EcuM_UserType,
value.value=EcuM_User[0].User}
(...)
SRnnn.RequestRUN -> RequestRUN
SRnnn.ReleaseRUN -> ReleaseRUN
SRnnn.RequestPOSTRUN -> RequestPOSTRUN
SRnnn.ReleasePOSTRUN -> RequestPOSTRUN
PortArgument {port=SRnnn, value.type=EcuM_UserType,
value.value=EcuM_User[nnn].User}

```

```

shutDownTarget.SelectShutdownTarget -> SelectShutdownTarget
shutDownTarget.GetShutdownTarget -> GetShutdownTarget
shutDownTarget.GetLastShutdownTarget -> GetLastShutdownTarget
shutDownTarget.SelectShutdownCause -> SelectShutdownCause
shutDownTarget.GetShutdownCause -> GetShutdownCause
bootTarget.SelectBootTarget -> SelectBootTarget
bootTarget.GetBootTarget -> GetBootTarget
alarmClock.SetRelWakeupAlarm-> SetRelWakeupAlarm
alarmClock.SetAbsWakeupAlarm -> SetAbsWakeupAlarm
alarmClock.AbortWakeupAlarm -> AbortWakeupAlarm
alarmClock.GetCurrentTime -> GetCurrentTime
alarmClock.GetWakeupTime -> GetWakeupTime
alarmClock.SetClock -> SetClock
};>()

```

7.10 EcuM Mode Handling

The ECU Mode Handling introduces a common interface for SW-Cs as known from ECU State Manager with fixed state machine (EcuMFixed). The ECU State Manager with flexible state machine (EcuMFlex) provides interfaces for SW-Cs to request and release the modes RUN and POST_RUN optionally.

EcuMFixed uses such an interface to decide whether the ECU must be kept alive or is ready to shut down. In contrast to EcuMFixed, EcuMFlex only arbitrates the requests and releases made by SW-Cs and propagates the result to BswM. The cooperation between EcuM and BswM is necessary as only the BswM can decide when a transition to a different mode can be made. Due to the fact that the EcuM does not have an own state machine, the EcuM relies on the state transitions made by BswM. Therefore the EcuM does not request a state. Furthermore it notifies the BswM about the current arbitration of all requests. And the BswM is notified when the RTE has executed all Runnables belonging to a certain mode.

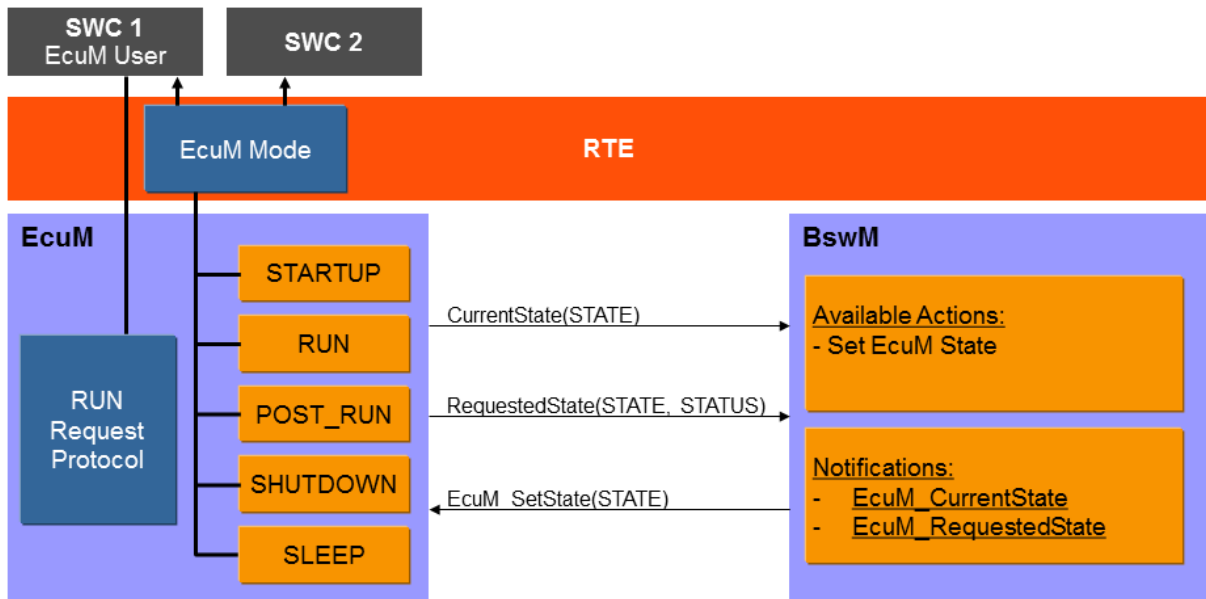


Figure 36 - Architectural Components of ECU Mode Handling

Figure 36 illustrates the architectural components of ECU Mode Handling.

[SWS_EcuM_04115]

[ECU Mode Handling shall be applied when the container EcuModeHandling (see 10.2) is available.](SRS_ModeMgm_09116)

[SWS_EcuM_04116]

[When the BswM sets a state of the EcuM by EcuM_SetState(), the EcuM shall indicate the corresponding mode to the RTE.](SRS_ModeMgm_09116)

[SWS_EcuM_04117]

[When the last RUN request has been released, ECU State Manager module shall request the state POST_RUN from the BswM, using the API BswM_EcuM_RequestedState(POST_RUN, ECUM_RUNSTATUS_RELEASED).](SRS_ModeMgm_09116)

If a SW-C needs post run activity during POST_RUN (e.g. shutdown preparation), then it must request POST_RUN before releasing the RUN request. Otherwise it is not guaranteed that this SW-C will get a chance to run its POST_RUN code.

[SWS_EcuM_04118]

[When the ECU State Manager is not in the state which is requested by a SWC, it shall inform BswM about requested states using the BswM_EcuM_RequestedState() API.](SRS_ModeMgm_09116)

POST_RUN state provides a post run phase for SW-C's and allows them to save important data or switch off peripherals.

[SWS_EcuM_04119]

[When the last POST_RUN request has been released, ECU State Manager module shall request the state SHUTDOWN from the BswM, using the API

BswM_EcuM_RequestedState(SHUTDOWN,
ECUM_RUNSTATUS_RELEASED).](SRS_ModeMgm_09116)

Hint: To prevent, that the mode machine instance of ECU Mode lags behind and the states EcuM and the RTE get out of phase, the EcuM can use acknowledgement feedback for the mode switch notification.

Note that EcuM only requests Modes from and to RUN and POST_RUN, the SLEEP Mode has to be set by BswM, as the EcuM has no information about when this Mode can be entered.

States	Description
STARTUP	Initial value. Set by Rte when Rte_Start() has been called.
RUN	As soon as all necessary BSW modules are initialized, BswM switches to this Mode.
POST_RUN	EcuM requests POST_RUN, when no RUN requests are available.
SLEEP	EcuM requests SLEEP Mode when no RUN and POST_RUN requests are available and Shutdown Target is set to SLEEP.
SHUTDOWN	EcuM requests SHUTDOWN Mode when no RUN and POST_RUN requests are available and Shutdown Target is set to SHUTDOWN.

7.10.1 Differences to ECU Manager with fixed State Machine

In comparison to the specification of the RUN Request Protocol in ECU Manager with fixed State Machine this specification has some deviations. The Master of the State Machine is the BswM instead of the EcuM. The EcuM gives advices to the BswM, depending on the arbitrations of the RUN Request protocol. But the EcuM can not avoid a Shutdown, as it is possible in EcuMFixed.

EcuMFlex does not provide the following interfaces: EcuM_KillAllRunRequests and EcuM_KillAllPostRunRequests, as this behavior can be implemented by BswM Rules.

For more information about a configuration in respect to compatibility see the “Guide to Mode Management” [24].

7.11 Advanced Topics

7.11.1 Relation to Bootloader

The Bootloader is not part of AUTOSAR. Still, the application needs an interface to activate the bootloader. For this purpose, two functions are provided:

EcuM_SelectBootTarget (see [SWS_EcuM_02835](#)) and EcuM_GetBootTarget (see [SWS_EcuM_02836](#)).

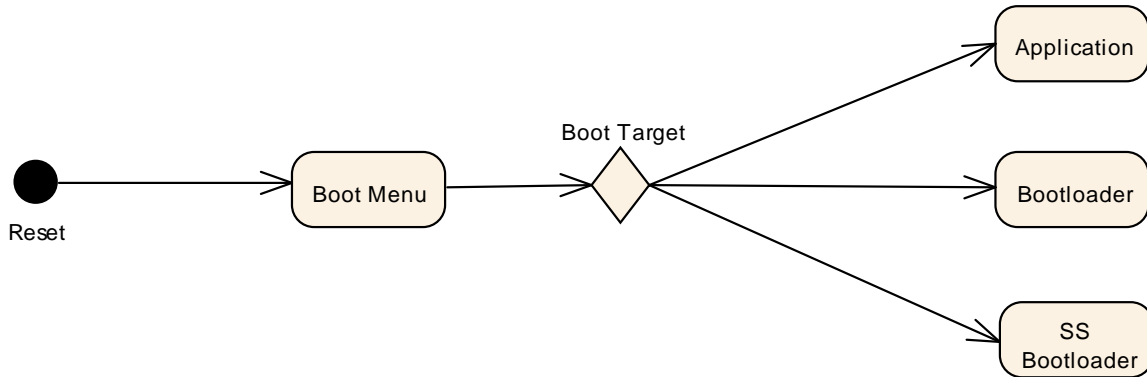


Figure 37 – Selection of Boot Targets

Bootloader, system supplier bootloader and application are separate program images, which in many cases even can be flashed separately. The only way to get from one image to another is through reset. The boot menu will branch into the one or other image depending on the selected boot target.

7.11.2 Relation to Complex Drivers

If a complex driver handles a wakeup source, it must follow the protocol for handling wakeup events specified in this document.

7.11.3 Handling Errors during Startup and Shutdown

[SWS_EcuM_02980] [The ECU Manager module shall ignore all types of errors that occur during initialization, e.g. values returned by init functions]()

Initialization is a configuration issue (see *EcuMDriverInitListZero* ([ECUC_EcuM_00114](#)), *EcuMDriverListOne* ([ECUC_EcuM_00111](#)) and *EcuMDriverRestartList* ([ECUC_EcuM_00115](#))) and therefore cannot be standardized.

BSW modules are responsible themselves for reporting errors occurring during their initialization directly to the DEM module or the DET module, as specified in their SWSs. The ECU Manager module does not report the errors. The BSW module is

also responsible for taking any special measures to react to errors occurring during their initialization.

7.12 Errors

AUTOSAR BSW modules normally report their errors to Det (development errors) or Dem (production errors).

The EcuM handles errors differently and does not report its errors to Dem/Det.

If a reporting of errors to Dem/Det is needed the user can perform these actions in the EcuM_ErrorHook().

The following subchapters contains all error codes which might be reported from the EcuM (besides those individual error codes defined by the integrator).

7.12.1 Development Errors

[SWS_EcuM_04032]

The value of all errors can be assigned during the implementation.

Type or error	Related error code	Value [hex]
A service was called prior to initialization	ECUM_E_UNINIT	Assigned by Implementation
A function was called which was disabled by configuration	ECUM_E_SERVICE_DISABLED	Assigned by Implementation
A invalid pointer was passed as an argument	ECUM_E_NULL_POINTER	Assigned by Implementation
A parameter was invalid (unspecific)	ECUM_E_INVALID_PAR	Assigned by Implementation
A state, passed as an argument to a service, was out of range (specific parameter test)	ECUM_E_STATE_PAR_OUT_OF_RANGE	Assigned by Implementation
An unknown wakeup source was passed as a parameter to an API	ECUM_E_UNKNOWN_WAKEUP_SOURCE	Assigned by Implementation
The initialization failed	ECUM_E_INIT_FAILED	Assigned by Implementation

Table 7 – Development Errors

|(SRS_BSW_00327, SRS_BSW_00337, SRS_BSW_00338, SRS_BSW_00350, SRS_BSW_00385, BSW00445)

7.12.2 Runtime Errors

Type or error	Related error code	Value [hex]
The RAM check during wakeup failed (see section 7.5.2 Activities in the Halt Sequence)	ECUM_E_RAM_CHECK_FAILED	Assigned by Implementation
Postbuild configuration data is inconsistent (see section 7.3.2 Activities in StartPreOS Sequence)	ECUM_E_CONFIGURATION_DATA_INCONSISTENT	Assigned by Implementation

Table 8 – Runtime Errors

7.12.3 Transient Faults

There are no transient faults.

7.12.4 Production Errors

There are no production errors.

7.12.5 Extended Production Errors

There are no extended production errors.

7.13 Error detection

[SWS_EcuM_04033] [In the unrecoverable error situations defined in the first column of Table 7, the ECU Manager module shall call the EcuM_ErrorHook callout with the parameter value set to the corresponding related error code.]()

Clarification to SWS_EcuM_04033: EcuM shall assume that the EcuM_ErrorHook will not return (integrator's code).

Clarification to SWS_EcuM_04033: In case a Dem error is needed, it is integrator's responsibility to define a strategy to handle it (e.g.: As EcuM does not directly call Dem, set the Dem error after a reset recovery).

7.14 Error notification

[SWS_EcuM_02987] [When the RAM check fails on wakeup (see section 7.5.2 Activities in the Halt Sequence) the ECU Manager module shall invoke EcuM_ErrorHook with the parameter `ECUM_E_RAM_CHECK_FAILED`. It is left integrator's discretion to allow EcuM_ErrorHook to relay the error to the DEM when he judges that the DEM will not write damaged NVRAM blocks.](SRS_BSW_00339)

8 API specification

8.1 Imported Types

This section lists all types imported by the ECU Manager module from the corresponding AUTOSAR modules.

[SWS_EcuM_02810]

Module	Imported Type
BswM	BswM_ConfigType

](SRS_BSW_00301)

[SWS_EcuM_03019] [ECUM_E_EARLIER_ACTIVE and ECUM_E_PAST shall be of type Std_ReturnType and represent the following values

- ECUM_E_EARLIER_ACTIVE = 3
- ECUM_E_PAST = 4

]()

8.2 Type definitions

8.2.1 EcuM_ConfigType

[SWS_EcuM_04038]

Name:	EcuM_ConfigType	
Type:	Structure	
Range:	-	The content of this structure depends on the post-build configuration of EcuM.
Description:	A pointer to such a structure shall be provided to the ECU State Manager initialization routine for configuration.	

]()

[SWS_EcuM_02801] [The structure defined by type EcuM_ConfigType shall hold the post-build configuration parameters for the ECU Manager module as well as pointers to all ConfigType structures of modules that are initialized by the ECU Manager module.]()

The ECU Manager module Configuration Tool must generate the structure defined by the EcuM_ConfigType type specifically for a given set of basic software modules that comprise the ECU configuration. The set of basic software modules is derived from the corresponding *EcuM* parameters

[SWS_EcuM_02794] [The structure defined in the EcuM_ConfigType type shall contain an additional post-build configuration variant identifier (uint8/uint16/uint32

depending on algorithm to compute the identifier). See also Chapter 7.3.4 Checking Configuration Consistency.](())

[SWS_EcuM_02795] [The structure defined by the `EcuM_ConfigType` type shall contain an additional hash code that is tested against the configuration parameter `EcuMConfigConsistencyHash` (see [ECUC EcuM_00102](#)) for checking consistency of the configuration data. See also section 7.3.4 Checking Configuration Consistency.](())

For each given ECU configuration, the ECU Manager module Configuration Tool must generate an instance of this structure that is filled with the post-build configuration parameters of the ECU Manager module as well as pointers to instances of configuration structures for the modules mentioned above. The pointers are derived from the corresponding `EcuM` parameters.

8.2.2 EcuM_StateType

[SWS_EcuM_04039][

Name:	EcuM_StateType		
Type:	uint8		
Range:	ECUM_SUBSTATE_MASK	0x0f	--
	ECUM_STATE_STARTUP	0x10	--
	ECUM_STATE_RUN	0x30	--
	ECUM_STATE_APP_RUN	0x32	--
	ECUM_STATE_APP_POST_RUN	0x33	--
	ECUM_STATE_SHUTDOWN	0x40	--
	ECUM_STATE_SLEEP	0x50	--
Description:	ECU State Manager states.		

](SRS_BSW_00331)

[SWS_EcuM_00507] [The `EcuM_StateType` shall encode states and sub-states of the ECU Manager module. States shall be encoded in the high-nibble, sub-states in the low-nibble.

Hint for [SWS EcuM_00507](#): The sub-state encoded in `EcuM_StateType` can be determined by applying a bitwise AND to the state value and `ECUM_SUBSTATE_MASK` (first entry in the range section, above).](SRS_BSW_00335)

[SWS_EcuM_02664] [The ECU Manager module shall define all states as listed in the `EcuM_StateType`.](())

8.2.3 EcuM_RunStatusType

[SWS_EcuM_04120]

Name:	EcuM_RunStatusType		
Type:	uint8		
Range:	ECUM_RUNSTATUS_UNKNOWN	0	Unknown status. Init Value.
	ECUM_RUNSTATUS_REQUESTED	1	Status requested from EcuM
	ECUM_RUNSTATUS_RELEASED	2	Status released from EcuM.
Description:	Result of the Run Request Protocol sent to BswM		

](SRS_ModeMgm_09116)

[SWS_EcuM_04121] [The ECU Manager module shall inform BswM about the state of the Run Request Protocol as listed in the EcuM_RunStatusType.

](SRS_ModeMgm_09116)

8.2.4 EcuM_UserType

[SWS_EcuM_04067]

Name:	EcuM_UserType
Type:	uint8
Description:	Unique value for each user.

]()

[SWS_EcuM_00487], [The integrator shall define a unique value for each user at system generation time. See [ECUC_EcuM_00146](#)](SRS_ModeMgm_09122)

8.2.5 EcuM_WakeupSourceType

[SWS_EcuM_04040]

Name:	EcuM_WakeupSourceType		
Type:	uint32		
Range:	ECUM_WKSOURCE_POWER	--	Power cycle (bit 0)
	ECUM_WKSOURCE_RESET (default)	--	Hardware reset (bit 1). If the Mcu driver cannot distinguish between a power cycle and a reset reason, then this shall be the default wakeup source.
	ECUM_WKSOURCE_INTERNAL_RESET	--	Internal reset of µC (bit 2) The internal reset typically only resets the µC core but not peripherals or memory controllers. The exact behavior is hardware specific. This source may also indicate an unhandled exception.
	ECUM_WKSOURCE_INTERNAL_WDG	--	Reset by internal watchdog (bit 3)

	ECUM_WKSOURCE_EXTERNAL_WDG	--	Reset by external watchdog (bit 4), if detection supported by hardware
Description:	EcuM_WakeupSourceType defines a bitfield with 5 pre-defined positions (see Range). The bitfield provides one bit for each wakeup source. In WAKEUP, all bits cleared indicates that no wakeup source is known. In STARTUP, all bits cleared indicates that no reason for restart or reset is known. In this case, ECUM_WKSOURCE_RESET shall be assumed.		

]()

[SWS_EcuM_02165] [Additional wakeup sources (to the pre-defined sources) shall be assigned individually to bitfield positions 5 to 31 by configuration. The bit assignment shall be done by the configuration tool.]()

[SWS_EcuM_02166] [The EcuMWakeupSourceId (see [ECUC_EcuM_00151](#)) field in the EcuMWakeupSource container shall define the position corresponding to that wakeup source in all instances the EcuM_WakeupSourceType bitfield.]()

8.2.6 EcuM_WakeupSourceType

[SWS_EcuM_04041]

Name:	EcuM_WakeupSourceType		
Type:	uint8		
Range:	ECUM_WKSTATUS_NONE	0	No pending wakeup event was detected
	ECUM_WKSTATUS_PENDING	1	The wakeup event was detected but not yet validated
	ECUM_WKSTATUS_VALIDATED	2	The wakeup event is valid
	ECUM_WKSTATUS_EXPIRED	3	The wakeup event has not been validated and has expired therefore
	ECUM_WKSTATUS_ENABLED	6	The wakeup source is enabled (armed) and is ready to call EcuM_SetWakeupEvent().
Description:	The type describes the possible states of a wakeup source.		

]()

NOTE: This declaration has to be changed to a mode. The name has to be changed.

8.2.7 EcuM_BootTargetType

[SWS_EcuM_04042]

Name:	EcuM_BootTargetType		
Type:	uint8		
Range:	ECUM_BOOT_TARGET_APP	0	The ECU will boot into the application
	ECUM_BOOT_TARGET_OEM_BOOTLOADER	1	The ECU will boot into the OEM bootloader
	ECUM_BOOT_TARGET_SYS_BOOTLOADER	2	The ECU will boot into the system supplier bootloader
Description:	This type represents the boot targets the ECU Manager module can be configured with. The default boot target is		

	ECUM_BOOT_TARGET_OEM_BOOTLOADER.
--	----------------------------------

()

8.2.8 EcuM_ResetType

[SWS_EcuM_04044]

Name:	EcuM_ResetType		
Type:	uint8		
Range:	ECUM_RESET_MCU	0	Microcontroller reset via Mcu_PerformReset
	ECUM_RESET_WDG	1	Watchdog reset via WdgM_PerformReset
	ECUM_RESET_IO	2	Reset by toggeling an I/O line.
Description:	This type describes the reset mechanisms supported by the ECU State Manager. It can be extended by configuration.		

()

8.2.9 EcuM_ShutdownCauseType

[SWS_EcuM_04045]

Name:	EcuM_ShutdownCauseType		
Type:	uint8		
Range:	ECUM_CAUSE_UNKNOWN	0	No cause was set.
	ECUM_CAUSE_ECU_STATE	1	ECU state machine entered a state for shutdown
	ECUM_CAUSE_WDGM	2	Watchdog Manager detected a failure
	ECUM_CAUSE_DCM	3	Diagnostic Communication Manager requests a shutdown due to a service request
Description:	This type describes the cause for a shutdown by the ECU State Manager. It can be extended by configuration.		

()

8.2.10 EcuM_ShutdownModeType

[SWS_EcuM_04101]

Name	EcuM_ShutdownModeType		
Kind	Type		
Derived from	uint16		
Description	This data type represents the modes of the ECU Manager module.		
Range	{ecuc(EcuM/EcuMConfiguration/ EcuMFlexConfiguration/ EcuMResetMode.SHORT-NAME)}	{256 + ecuc(EcuM/ EcuMConfiguration/ EcuMFlexConfiguration/ EcuMResetMode.	Configured Reset Modes

		EcuMResetModelId}}	
	{ecuc(EcuM/EcuMConfiguration/ EcuMCommonConfiguration/ EcuMSleepMode.SHORT-NAME)}	{ecuc(EcuM/ EcuMConfiguration/ EcuMCommonConfiguration/ EcuMSleepMode. EcuMSleepModelId}}	Configured Sleep Modes
Variation	--		

]()

8.2.11 EcuM_TimeType

[SWS_EcuM_04102]

Name:	EcuM_TimeType
Type:	uint32
Description:	This data type represents the time of the ECU Manager module.

]()

8.2.12 EcuM_ShutdownTargetType

[SWS_EcuM_04136]

Name:	EcuM_ShutdownTargetType		
Type:	uint8		
Range:	ECUM_SHUTDOWN_TARGET_SLEEP	0x0	--
	ECUM_SHUTDOWN_TARGET_RESET	0x1	--
	ECUM_SHUTDOWN_TARGET_OFF	0x2	--
Description:	--		

]()

8.3 Function Definitions

This is a list of functions provided for upper layer modules.

8.3.1 General

8.3.1.1 EcuM_GetVersionInfo

[SWS_EcuM_02813]

Service name:	EcuM_GetVersionInfo
----------------------	---------------------

Syntax:	<code>void EcuM_GetVersionInfo(Std_VersionInfoType* versioninfo)</code>
Service ID[hex]:	0x00
Sync/Async:	Synchronous
Reentrancy:	Reentrant
Parameters (in):	None
Parameters (inout):	None
Parameters (out):	versioninfo Pointer to where to store the version information of this module.
Return value:	None
Description:	Returns the version information of this module.

](SRS_BSW_00407,SRS_BSW_00411)

8.3.2 Initialization and Shutdown Sequences

8.3.2.1 EcuM_GoDown

[SWS_EcuM_04046]

Service name:	EcuM_GoDown	
Syntax:	<code>Std_ReturnType EcuM_GoDown(uint16 caller)</code>	
Service ID[hex]:	0x1f	
Sync/Async:	Synchronous	
Reentrancy:	Reentrant	
Parameters (in):	caller	Module ID of the calling module. Only special modules are allowed to call this function.
Parameters (inout):	None	
Parameters (out):	None	
Return value:	Std_ReturnType	E_NOT_OK: The shutdown request was not accepted. E_OK: This cannot occur because if the request was accepted, this call will not return.
Description:	Instructs the ECU State Manager module to perform a power off or a reset depending on the selected shutdown target.	

()

8.3.2.2 EcuM_GoHalt

[SWS_EcuM_04048]

Service name:	EcuM_GoHalt	
Syntax:	<code>Std_ReturnType EcuM_GoHalt(void)</code>	
Service ID[hex]:	0x20	
Sync/Async:	Synchronous	
Reentrancy:	Reentrant	
Parameters (in):	None	
Parameters	None	

(inout):	
Parameters (out):	None
Return value:	Std_ReturnType E_NOT_OK: The request was not accepted, e.g. due to a wrong shutdown target. E_OK: If the call successfully returns, the ECU has left the sleep again.
Description:	Instructs the ECU State Manager module to go into a sleep mode where the microcontroller is halted, depending on the selected shutdown target.

]()

8.3.2.3 EcuM_GoPoll

[SWS_EcuM_04049]

Service name:	EcuM_GoPoll
Syntax:	Std_ReturnType EcuM_GoPoll(void)
Service ID[hex]:	0x21
Sync/Async:	Synchronous
Reentrancy:	Reentrant
Parameters (in):	None
Parameters (inout):	None
Parameters (out):	None
Return value:	Std_ReturnType E_NOT_OK: The request was not accepted, e.g. due to a wrong shutdown target. E_OK: If the call successfully returns, the ECU has left the sleep again.
Description:	Instructs the ECU State Manager module to go into a polling sleep mode depending on the selected shutdown target.

]()

8.3.2.4 EcuM_Init

[SWS_EcuM_02811]

Service name:	EcuM_Init
Syntax:	void EcuM_Init(void)
Service ID[hex]:	0x01
Sync/Async:	Synchronous
Reentrancy:	Reentrant
Parameters (in):	None
Parameters (inout):	None
Parameters (out):	None
Return value:	None
Description:	Initializes the ECU state manager and carries out the startup procedure. The function will never return (it calls StartOS)

](SRS_BSW_00358,SRS_BSW_00414,SRS_BSW_00101)

8.3.2.5 EcuM_StartupTwo

[SWS_EcuM_02838]

Service name:	EcuM_StartupTwo
Syntax:	void EcuM_StartupTwo(void)
Service ID[hex]:	0x1a
Sync/Async:	Synchronous
Reentrancy:	Non Reentrant
Parameters (in):	None
Parameters (inout):	None
Parameters (out):	None
Return value:	None
Description:	This function implements the STARTUP II state.

]()

[SWS_EcuM_02806] [Caveats of EcuM_StartupTwo: This function must be called from a task, which is started directly as a consequence of StartOS. I.e. either the EcuM_StartupTwo function must be called from an autostart task or the EcuM_StartupTwo function must be called from a task, which is explicitly started.]()

Clarification to SWS_EcuM_02806 : The OS offers different mechanisms to activate a task on startup. Normally EcuM_StartupTwo would be configured as an autostart task in the default application mode.

The integrator can configure the OS to activate the EcuM_StartupTwo task by any mechanism, as long as it is started immediately after StartOS is called. The task can also be activated from within another task and this other task could be an autostart task.

Starting EcuM_StartupTwo as an autostart task is an implicit activation. The other mechanisms would be an explicit activation.

8.3.2.6 EcuM_Shutdown

[SWS_EcuM_02812]

Service name:	EcuM_Shutdown
Syntax:	void EcuM_Shutdown(void)
Service ID[hex]:	0x02
Sync/Async:	Synchronous
Reentrancy:	Reentrant
Parameters (in):	None
Parameters (inout):	None
Parameters (out):	None
Return value:	None
Description:	Typically called from the shutdown hook, this function takes over execution control and will carry out GO OFF II activities.

] (BSW0036,SRS_ModeMgm_09114)

8.3.3 State Management

8.3.3.1 EcuM_SetState

SWS_EcuM_04122:

Service name:	EcuM_SetState	
Syntax:	<pre>void EcuM_SetState(EcuM_StateType state)</pre>	
Service ID[hex]:	0x2b	
Sync/Async:	Synchronous	
Reentrancy:	Reentrant	
Parameters (in):	state	State indicated by BswM.
Parameters (inout):	None	
Parameters (out):	None	
Return value:	None	
Description:	Function called by BswM to notify about State Switch.	

[SWS_EcuM_04123] [The `EcuM_SetState` function shall set the EcuM State to the value of the `State` parameter. Only the following subset of the `EcuM_StateType` values are valid `State` parameter values:

- ECUM_STATE_STARTUP
- ECUM_STATE_APP_RUN
- ECUM_STATE_APP_POST_RUN
- ECUM_STATE_SHUTDOWN
- ECUM_STATE_SLEEP

If the `State` parameter is not a valid value, the `EcuM_SetState` function shall not change the State and if Development Error Reporting is turned on, the `EcuM_SetState` function shall additionally send an `ECUM_E_STATE_PAR_OUT_OF_RANGE` error message to the DET module.]
(SRS_ModeMgm_09116)

8.3.3.2 EcuM_RequestRUN

SWS_EcuM_04124:

Service name:	EcuM_RequestRUN	
Syntax:	<pre>Std_ReturnType EcuM_RequestRUN(EcuM_UserType user)</pre>	
Service ID[hex]:	0x03	
Sync/Async:	Synchronous	
Reentrancy:	Reentrant	
Parameters (in):	user	ID of the entity requesting the RUN state.
Parameters (inout):	None	
Parameters (out):	None	
Return value:	Std_ReturnType	E_OK: The request was accepted by EcuM. E_NOT_OK: The request was not accepted by EcuM, a detailed error condition was sent to DET (see Error Codes below).

Description:	Places a request for the RUN state. Requests can be placed by every user made known to the state manager at configuration time.
---------------------	---

](SRS_ModeMgm_09116)

SWS_EcuM_04125: Requests of EcuM_RequestRUN cannot be nested, i.e. one user can only place one request but not more. Additional or duplicate user requests by the same user shall be reported to DET. Of course the DET will only be notified under development conditions.] (SRS_ModeMgm_09116)

SWS_EcuM_04126: An implementation must track requests for each user known on the ECU. Run requests are specific to the user.] (SRS_ModeMgm_09116)

Error Codes of EcuM_RequestRUN: ECUM_E_MULTIPLE_RUN_REQUESTS: On multiple requests by the same user ID

8.3.3.3 EcuM_ReleaseRUN

SWS_EcuM_04127:

Service name:	EcuM_ReleaseRUN	
Syntax:	Std_ReturnType EcuM_ReleaseRUN(EcuM_UserType user)	
Service ID[hex]:	0x04	
Sync/Async:	Synchronous	
Reentrancy:	Reentrant	
Parameters (in):	user	ID of the entity releasing the RUN state.
Parameters (inout):	None	
Parameters (out):	None	
Return value:	Std_ReturnType	E_OK: The release request was accepted by EcuM E_NOT_OK: The release request was not accepted by EcuM, a detailed error condition was sent to DET (see Error Codes below).
Description:	Releases a RUN request previously done with a call to EcuM_RequestRUN. The service is intended for implementing AUTOSAR ports.	

](SRS_ModeMgm_09116)

Configuration of EcuM_ReleaseRUN: Refer to 8.2.4 EcuM_UserType for more information about user IDs and their generation.

Error Codes of EcuM_ReleaseRUN: ECUM_E_MISMATCHED_RUN_RELEASE: On releasing without a matching request.

8.3.3.4 EcuM_RequestPOST_RUN

SWS_EcuM_04128:

Service name:	EcuM_RequestPOST_RUN	
Syntax:	Std_ReturnType EcuM_RequestPOST_RUN(EcuM_UserType user)	

Service ID[hex]:	0x0a	
Sync/Async:	Synchronous	
Reentrancy:	Reentrant	
Parameters (in):	user	ID of the entity requesting the POST RUN state.
Parameters (inout):	None	
Parameters (out):	None	
Return value:	Std_ReturnType	E_OK: The request was accepted by EcuM E_NOT_OK: The request was not accepted by EcuM, a detailed error condition was sent to DET (see Error Codes below).
Description:	Places a request for the POST RUN state. Requests can be placed by every user made known to the state manager at configuration time. Requests for RUN and POST RUN must be tracked independently (in other words: two independent variables). The service is intended for implementing AUTOSAR ports.	

](SRS_ModeMgm_09116)

All requirements of 8.3.3.2 EcuM_RequestRUN apply accordingly to the function EcuM_RequestPOST_RUN.

Configuration of EcuM_RequestPOST_RUN: Refer to 8.2.4 EcuM_UserType for more information about user IDs and their generation.

Error Codes of EcuM_RequestPOST_RUN: ECUM_E_MULTIPLE_RUN_REQUESTS: On multiple requests by the same user ID.

8.3.3.5 EcuM_ReleasePOST_RUN

SWS_EcuM_04129:

Service name:	EcuM_ReleasePOST_RUN	
Syntax:	Std_ReturnType EcuM_ReleasePOST_RUN(EcuM_UserType user)	
Service ID[hex]:	0x0b	
Sync/Async:	Synchronous	
Reentrancy:	Reentrant	
Parameters (in):	user	ID of the entity releasing the POST RUN state.
Parameters (inout):	None	
Parameters (out):	None	
Return value:	Std_ReturnType	E_OK: The release request was accepted by EcuM E_NOT_OK: The release request was not accepted by EcuM, a detailed error condition was sent to DET (see Error Codes below).
Description:	Releases a POST RUN request previously done with a call to EcuM_RequestPOST_RUN. The service is intended for implementing AUTOSAR ports.	

](SRS_ModeMgm_09116)

Configuration of EcuM_ReleasePOST_RUN: Refer to 8.2.4 EcuM_UserType for more information about user IDs and their generation.

Error Codes of EcuM_ReleasePOST_RUN: ECUM_E_MISMATCHED_RUN_RELEASE:
On releasing without a matching request.

8.3.4 Shutdown Management

8.3.4.1 EcuM_SelectShutdownTarget

[SWS_EcuM_02822] [

Service name:	EcuM_SelectShutdownTarget	
Syntax:	Std_ReturnType EcuM_SelectShutdownTarget(EcuM_ShutdownTargetType shutdownTarget, EcuM_ShutdownModeType shutdownMode)	
Service ID[hex]:	0x06	
Sync/Async:	Synchronous	
Reentrancy:	Reentrant	
Parameters (in):	shutdownTarget	The selected shutdown target.
	shutdownMode	The identifier of a sleep mode (if target is ECUM_STATE_SLEEP) or a reset mechanism (if target is ECUM_STATE_RESET) as defined by configuration.
Parameters (inout):	None	
Parameters (out):	None	
Return value:	Std_ReturnType	E_OK: The new shutdown target was set E_NOT_OK: The new shutdown target was not set
Description:	EcuM_SelectShutdownTarget selects the shutdown target. EcuM_SelectShutdownTarget is part of the ECU Manager Module port interface.	

](SRS_ModeMgm_09114,SRS_ModeMgm_09128,SRS_ModeMgm_09235)

[SWS_EcuM_00624] [The EcuM_SelectShutdownTarget function shall set the shutdown target to the value of the shutdownTarget parameter.](SRS_ModeMgm_09114,SRS_ModeMgm_09235)

[SWS_EcuM_02185] [The parameter mode of the function EcuM_SelectShutdownTarget shall be the identifier of a sleep or reset mode. The mode parameter shall only be used if the target parameter equals ECUM_STATE_SLEEP or ECUM_STATE_RESET. In all other cases, it shall be ignored. Only sleep or reset modes that are defined at configuration time and are stored in the EcuMCommonConfiguration container (see [ECUC_EcuM_00181](#)) are allowed as parameters.](SRS_ModeMgm_09114)

[SWS_EcuM_02585] [EcuM_SelectShutdownTarget shall not initiate any setup activities but only store the value for later use in the SHUTDOWN or SLEEP phase.](SRS_ModeMgm_09114)

Implementation hint: The ECU Manager module does not define any mechanism to resolve conflicts arising from requests from different sources. The shutdown target is always the last value set.

8.3.4.2 EcuM_GetShutdownTarget

[SWS_EcuM_02824] [

Service name:	EcuM_GetShutdownTarget	
Syntax:	Std_ReturnType EcuM_GetShutdownTarget(EcuM_ShutdownTargetType* shutdownTarget, EcuM_ShutdownModeType* shutdownMode)	
Service ID[hex]:	0x09	
Sync/Async:	Synchronous	
Reentrancy:	Reentrant	
Parameters (in):	None	
Parameters (inout):	None	
Parameters (out):	shutdownTarget	One of these values is returned: • ECUM_STATE_SLEEP • ECUM_STATE_RESET • ECUM_STATE_OFF
	shutdownMode	If the out parameter "shutdownTarget" is ECUM_STATE_SLEEP, sleepMode tells which of the configured sleep modes was actually chosen. If "shutdownTarget" is ECUM_STATE_RESET, sleepMode tells which of the configured reset modes was actually chosen.
Return value:	Std_ReturnType	E_OK: The service has succeeded E_NOT_OK: The service has failed, e.g. due to NULL pointer being passed
Description:	EcuM_GetShutdownTarget returns the currently selected shutdown target as set by EcuM_SelectShutdownTarget. EcuM_GetShutdownTarget is part of the ECU Manager Module port interface.	

](SRS_ModeMgm_09128,SRS_ModeMgm_09235)

[SWS_EcuM_02788] [If the pointer to the shutdownMode parameter is NULL, EcuM_GetShutdownTarget shall simply ignore the shutdownMode parameter. If Default Error Detection is activated, EcuM_GetShutdownTarget shall send the ECUM_E_PARAM_POINTER development error to the DET module.]()

8.3.4.3 EcuM_GetLastShutdownTarget

[SWS_EcuM_02825] [

Service name:	EcuM_GetLastShutdownTarget	
Syntax:	Std_ReturnType EcuM_GetLastShutdownTarget(EcuM_ShutdownTargetType* shutdownTarget, EcuM_ShutdownModeType* shutdownMode)	
Service ID[hex]:	0x08	
Sync/Async:	Synchronous	
Reentrancy:	Reentrant	
Parameters (in):	None	
Parameters (inout):	None	
Parameters (out):	shutdownTarget	One of these values is returned:

		<ul style="list-style-type: none"> • ECUM_STATE_SLEEP • ECUM_STATE_RESET • ECUM_STATE_OFF
	shutdownMode	If the out parameter "shutdownTarget" is ECUM_STATE_SLEEP, sleepMode tells which of the configured sleep modes was actually chosen. If "shutdownTarget" is ECUM_STATE_RESET, sleepMode tells which of the configured reset modes was actually chosen.
Return value:	Std_ReturnType	E_OK: The service has succeeded E_NOT_OK: The service has failed, e.g. due to NULL pointer being passed
Description:	EcuM_GetLastShutdownTarget returns the shutdown target of the previous shutdown process. EcuM_GetLastShutdownTarget is part of the ECU Manager Module port interface.	

](SRS_ModeMgm_09128,SRS_ModeMgm_09235)

[SWS_EcuM_02156] [EcuM_GetLastShutdownTarget shall return the ECU state from which the last wakeup or power up occurred in the shutdownTarget parameter. EcuM_GetLastShutdownTarget shall always return the same value until the next shutdown.] (SRS_ModeMgm_09235)

[SWS_EcuM_02336] [If the call of GetLastShutdownTarget () passes ECU_STATE_SLEEP in the parameter shutdownTarget, in the parameter shutdownMode it returns which of the configured sleep modes was actually chosen. If the call of GetLastShutdownTarget () passes ECU_STATE_RESET in the parameter shutdownTarget, in the parameter sleepMode it returns which of the configured reset modes was actually chosen.]()

[SWS_EcuM_02337] [If the pointer to the shutdownMode parameter is NULL, EcuM_GetLastShutdownTarget shall simply ignore the shutdownMode parameter and return the last shutdown target regardless of whether it was SLEEP or not. If Default Error Detection is activated, EcuM_GetShutdownTarget shall send the ECUM_E_PARAM_POINTER development error to the DET module.]()

[SWS_EcuM_02157] [EcuM_GetLastShutdownTarget may return a shutdown target in a STARTUP phase that set late in a previous SHUTDOWN phase. If so, implementation specific limitations shall be clearly documented.]()

Rationale for [SWS EcuM 02157](#)

The EcuM_GetLastShutdownTarget function is intended primarily for use in the ECU STARTUP or RUN states. To simplify implementation, it is acceptable if the value is set in late shutdown phase for use during the next startup.

8.3.4.4 EcuM_SelectShutdownCause

[SWS_EcuM_04050]

Service name:	EcuM_SelectShutdownCause
Syntax:	Std_ReturnType EcuM_SelectShutdownCause (EcuM_ShutdownCauseType target)
Service ID[hex]:	0x1b

Sync/Async:	Synchronous	
Reentrancy:	Reentrant	
Parameters (in):	target	The selected shutdown cause.
Parameters (inout):	None	
Parameters (out):	None	
Return value:	Std_ReturnType	E_OK: The new shutdown cause was set E_NOT_OK: The new shutdown cause was not set
Description:	EcuM_SelectShutdownCause elects the cause for a shutdown. EcuM_SelectShutdownCause is part of the ECU Manager Module port interface.	

]()

8.3.4.5 EcuM_GetShutdownCause

[SWS_EcuM_04051]

Service name:	EcuM_GetShutdownCause	
Syntax:	Std_ReturnType EcuM_GetShutdownCause (EcuM_ShutdownCauseType* shutdownCause)	
Service ID[hex]:	0x1c	
Sync/Async:	Synchronous	
Reentrancy:	Reentrant	
Parameters (in):	None	
Parameters (inout):	None	
Parameters (out):	shutdownCause	The selected cause of the next shutdown.
Return value:	Std_ReturnType	E_OK: The service has succeeded E_NOT_OK: The service has failed, e.g. due to NULL pointer being passed
Description:	EcuM_GetShutdownCause returns the selected shutdown cause as set by EcuM_SelectShutdownCause. EcuM_GetShutdownCause is part of the ECU Manager Module port interface.	

]()

8.3.5 Wakeup Handling

8.3.5.1 EcuM_GetPendingWakeupEvents

[SWS_EcuM_02827]

Service name:	EcuM_GetPendingWakeupEvents	
Syntax:	EcuM_WakeupSourceType EcuM_GetPendingWakeupEvents (void)	
Service ID[hex]:	0x0d	
Sync/Async:	Synchronous	
Reentrancy:	Non-Reentrant, Non-Interruptible	
Parameters (in):	None	
Parameters (inout):	None	
Parameters (out):	None	

Return value:	EcuM_WakeupSourceType	All wakeup events
Description:	Gets pending wakeup events.	

](SRS_ModeMgm_09126)

[SWS_EcuM_01156] [`EcuM_GetPendingWakeupEvents` shall return wakeup events which have been set to pending but not yet validated as bits set in a `EcuM_WakeupSourceType` bitmask.](`()`)

[SWS_EcuM_02172] [`EcuM_GetPendingWakeupEvents` shall be callable from interrupt context, from OS context and an OS-free context.](`()`)

[SWS_EcuM_03003] [**Caveat of `EcuM_GetPendingWakeupEvents`:** This function only returns the wakeup events with status `ECUM_WKSTATUS_PENDING`.](`()`)

8.3.5.2 EcuM_ClearWakeupEvent

[SWS_EcuM_02828] [

Service name:	EcuM_ClearWakeupEvent	
Syntax:	<pre>void EcuM_ClearWakeupEvent (EcuM_WakeupSourceType sources)</pre>	
Service ID[hex]:	0x16	
Sync/Async:	Synchronous	
Reentrancy:	Non-Reentrant, Non-Interruptible	
Parameters (in):	sources	Events to be cleared
Parameters (inout):	None	
Parameters (out):	None	
Return value:	None	
Description:	Clears wakeup events.	

](SRS_ModeMgm_09126)

[SWS_EcuM_02683] [`EcuM_ClearWakeupEvent` clears all pending events passed as a bit set in the `sources` in parameter (`EcuM_WakeupSourceType` bitmask) from the internal pending wakeup events variable, the internal validated events variable and the internal expired events variable (see section 7.6.3 Internal Representation of Wakeup States).](`()`)

[SWS_EcuM_02807] [`EcuM_ClearWakeupEvent` shall be callable from interrupt context, from OS context and an OS-free context.](`()`)

Integration note: The clearing of wakeup sources shall take place during ECU shutdown prior to the call of `Dem_Shutdown()` and `NvM_WriteAll()`. This can be achieved by configuring `BswMRules` in the `BswM` module containing `BswMActions` of type `BswMUserCallout` with their `BswMUserCalloutFunction` parameter set to "`EcuM_ClearWakeupEvents(<sources>)`". Hereby `<sources>` needs to be derived from the `EcuMWakeupSourceIds` in the `EcuM` configuration. These `BswMRules` must then be configured in a way that they get triggered during ECU shutdown prior to the call of `Dem_Shutdown()` and `NvM_WriteAll()`.

8.3.5.3 EcuM_GetValidatedWakeupEvents

[SWS_EcuM_02830]

Service name:	EcuM_GetValidatedWakeupEvents	
Syntax:	EcuM_WakeupSourceType EcuM_GetValidatedWakeupEvents (void)	
Service ID[hex]:	0x15	
Sync/Async:	Synchronous	
Reentrancy:	Non-Reentrant, Non-Interruptible	
Parameters (in):	None	
Parameters (inout):	None	
Parameters (out):	None	
Return value:	EcuM_WakeupSourceType	All wakeup events
Description:	Gets validated wakeup events.	

](SRS_ModeMgm_09126)

[SWS_EcuM_02533] [EcuM_GetValidatedWakeupEvents shall return wakeup events which have been set to validated in the internal validated events variable (see section 7.6.3 Internal Representation of Wakeup States) as bits set in a EcuM_WakeupSourceType bitmask.]()

[SWS_EcuM_02532] [EcuM_GetValidatedWakeupEvents shall be callable from interrupt context, from OS context and an OS-free context.]()

8.3.5.4 EcuM_GetExpiredWakeupEvents

[SWS_EcuM_02831]

Service name:	EcuM_GetExpiredWakeupEvents	
Syntax:	EcuM_WakeupSourceType EcuM_GetExpiredWakeupEvents (void)	
Service ID[hex]:	0x19	
Sync/Async:	Synchronous	
Reentrancy:	Non-Reentrant, Non-Interruptible	
Parameters (in):	None	
Parameters (inout):	None	
Parameters (out):	None	
Return value:	EcuM_WakeupSourceType	All wakeup events: Returns all events that have been set and for which validation has failed. Events which do not need validation must never be reported by this function.
Description:	Gets expired wakeup events.	

](SRS_ModeMgm_09126)

[SWS_EcuM_04076] [EcuM_GetExpiredWakeupEvents shall return wakeup events which have been set to validated in the internal expired events variable (see section 7.6.3 Internal Representation of Wakeup States) as bits set in a EcuM_WakeupSourceType bitmask.]()

[SWS_EcuM_02589] [`EcuM_GetExpiredWakeupEvents` shall be callable from interrupt context, from OS context and an OS-free context.]()

8.3.6 Alarm Clock

8.3.6.1 EcuM_SetRelWakeupAlarm

[SWS_EcuM_04054]

Service name:	EcuM_SetRelWakeupAlarm	
Syntax:	<pre>Std_ReturnType EcuM_SetRelWakeupAlarm(EcuM_UserType user, EcuM_TimeType time)</pre>	
Service ID[hex]:	0x22	
Sync/Async:	Synchronous	
Reentrancy:	Reentrant	
Parameters (in):	user	The user that wants to set the wakeup alarm.
	time	Relative time from now in seconds.
Parameters (inout):	None	
Parameters (out):	None	
Return value:	Std_ReturnType	E_OK: The service has succeeded E_NOT_OK: The service failed ECUM_E_EARLIER_ACTIVE: An earlier alarm is already set
	Description:	
	EcuM_SetRelWakeupAlarm sets a user's wakeup alarm relative to the current point in time. EcuM_SetRelWakeupAlarm is part of the ECU Manager Module port interface.	

](SRS_ModeMgm_09186,SRS_ModeMgm_09190)

[SWS_EcuM_04055] [If the relative time from now is earlier than the current wakeup time, `EcuM_SetRelWakeupAlarm` shall update the wakeup time.](SRS_ModeMgm_09186)

[SWS_EcuM_04056] [If the relative time from now is later than the current wakeup time, `EcuM_SetRelWakeupAlarm` shall not update the wakeup time and shall return `ECUM_E_EARLIER_ACTIVE`.](SRS_ModeMgm_09186)

8.3.6.2 EcuM_SetAbsWakeupAlarm

[SWS_EcuM_04057]

Service name:	EcuM_SetAbsWakeupAlarm	
Syntax:	<pre>Std_ReturnType EcuM_SetAbsWakeupAlarm(EcuM_UserType user, EcuM_TimeType time)</pre>	
Service ID[hex]:	0x23	
Sync/Async:	Synchronous	
Reentrancy:	Reentrant	
Parameters (in):	user	The user that wants to set the wakeup alarm.

	time	Absolute time in seconds. Note that, absolute alarms use knowledge of the current time.
Parameters (inout):	None	
Parameters (out):	None	
Return value:	Std_ReturnType	E_OK: The service has succeeded E_NOT_OK: The service failed ECUM_E_EARLIER_ACTIVE: An earlier alarm is already set ECUM_E_PAST: The given point in time has already passed
Description:	EcuM_SetAbsWakeupAlarm sets the user's wakeup alarm to an absolute point in time. EcuM_SetAbsWakeupAlarm is part of the ECU Manager Module port interface.	

](SRS_ModeMgm_09186,SRS_ModeMgm_09199)

[SWS_EcuM_04058] [If the `time` parameter is earlier than the current wakeup time, `EcuM_SetAbsWakeupAlarm` shall update the wakeup time.](SRS_ModeMgm_09186)

[SWS_EcuM_04059] [If the `time` parameter is later than the current wakeup time, `EcuM_SetAbsWakeupAlarm` shall not update the wakeup time and shall return `ECUM_E_EARLIER_ACTIVE`.](SRS_ModeMgm_09186)

[SWS_EcuM_04060] [If the `time` parameter is earlier than now, `EcuM_SetAbsWakeupAlarm` shall not update the wakeup time and shall return `ECUM_E_PAST`.](SRS_ModeMgm_09186)

8.3.6.3 EcuM_AbortWakeupAlarm

[SWS_EcuM_04061]

Service name:	EcuM_AbortWakeupAlarm	
Syntax:	Std_ReturnType EcuM_AbortWakeupAlarm(EcuM_UserType user)	
Service ID[hex]:	0x24	
Sync/Async:	Synchronous	
Reentrancy:	Reentrant	
Parameters (in):	user	The user that wants to cancel the wakeup alarm.
Parameters (inout):	None	
Parameters (out):	None	
Return value:	Std_ReturnType	E_OK: The service has succeeded E_NOT_OK: The service failed ECUM_E_NOT_ACTIVE: No owned alarm found
Description:	EcuM_AbortWakeupAlarm aborts the wakeup alarm previously set by this user. EcuM_AbortWakeupAlarm is part of the ECU Manager Module port interface.	

](

8.3.6.4 EcuM_GetCurrentTime

[SWS_EcuM_04062]

Service name:	EcuM_GetCurrentTime	
Syntax:	Std_ReturnType EcuM_GetCurrentTime (

	EcuM_TimeType* time)	
Service ID[hex]:	0x25	
Sync/Async:	Synchronous	
Reentrancy:	Reentrant	
Parameters (in):	None	
Parameters (inout):	None	
Parameters (out):	time	Absolute time in seconds since battery connect.
Return value:	Std_ReturnType	E_OK: The service has succeeded E_NOT_OK: time points to NULL or the module is not initialized
Description:	EcuM_GetCurrentTime returns the current value of the EcuM clock (i.e. the time since battery connect). EcuM_GetCurrentTime is part of the ECU Manager Module port interface.	

()

8.3.6.5 EcuM_GetWakeupTime

[SWS_EcuM_04063]

Service name:	EcuM_GetWakeupTime	
Syntax:	Std_ReturnType EcuM_GetWakeupTime(EcuM_TimeType* time)	
Service ID[hex]:	0x26	
Sync/Async:	Synchronous	
Reentrancy:	Reentrant	
Parameters (in):	None	
Parameters (inout):	None	
Parameters (out):	time	Absolute time in seconds for next wakeup. 0xFFFFFFFF means no active alarm.
Return value:	Std_ReturnType	E_OK: The service has succeeded E_NOT_OK: time points to NULL or the module is not initialized
Description:	EcuM_GetWakeupTime returns the current value of the master alarm clock (the minimum absolute time of all user alarm clocks). EcuM_GetWakeupTime is part of the ECU Manager Module port interface.	

()

8.3.6.6 EcuM_SetClock

[SWS_EcuM_04064]

Service name:	EcuM_SetClock	
Syntax:	Std_ReturnType EcuM_SetClock(EcuM_UserType user, EcuM_TimeType time)	
Service ID[hex]:	0x27	
Sync/Async:	Synchronous	
Reentrancy:	Reentrant	
Parameters (in):	user	User that wants to set the clock
	time	Absolute time in seconds since battery connect.
Parameters	None	

(inout):	
Parameters (out):	None
Return value:	Std_ReturnType E_OK: The service has succeeded E_NOT_OK: The service failed
Description:	EcuM_SetClock sets the EcuM clock time to the provided value. This API is useful for testing the alarm services; Alarms that take days to expire can be tested. EcuM_SetClock is part of the ECU Manager Module port interface.

](SRS_ModeMgm_09194)

8.3.7 Miscellaneous

8.3.7.1 EcuM_SelectBootTarget

[SWS_EcuM_02835]

Service name:	EcuM_SelectBootTarget
Syntax:	Std_ReturnType EcuM_SelectBootTarget(EcuM_BootTargetType target)
Service ID[hex]:	0x12
Sync/Async:	Synchronous
Reentrancy:	Reentrant
Parameters (in):	target The selected boot target.
Parameters (inout):	None
Parameters (out):	None
Return value:	Std_ReturnType E_OK: The new boot target was accepted by EcuM E_NOT_OK: The new boot target was not accepted by EcuM
Description:	EcuM_SelectBootTarget selects a boot target. EcuM_SelectBootTarget is part of the ECU Manager Module port interface.

]()

[SWS_EcuM_02247] [The service `EcuM_SelectBootTarget` shall store the selected target in a way that is compatible with the boot loader.]()

Explanation for [SWS EcuM 02247](#): This may mean format AND location. The implementer must ensure that the boot target information is placed at a safe location which then can be evaluated by the boot manager after a reset.

[SWS_EcuM_03000] [Caveat for the function `EcuM_SelectBootTarget`: This service may depend on the boot loader used. This service is only intended for use by SW-C's related to diagnostics (boot management).]()

8.3.7.2 EcuM_GetBootTarget

[SWS_EcuM_02836]

Service name:	EcuM_GetBootTarget
Syntax:	Std_ReturnType EcuM_GetBootTarget(EcuM_BootTargetType * target

)	
Service ID[hex]:	0x13	
Sync/Async:	Synchronous	
Reentrancy:	Reentrant	
Parameters (in):	None	
Parameters (inout):	None	
Parameters (out):	target	The currently selected boot target.
Return value:	Std_ReturnType	E_OK: The service always succeeds.
Description:	EcuM_GetBootTarget returns the current boot target - see EcuM_SelectBootTarget. EcuM_GetBootTarget is part of the ECU Manager Module port interface.	

](SRS_BSW_00172)

8.4 Scheduled Functions

These functions are directly called by Basic Software Scheduler. The following functions shall have no return value and no parameter. All functions shall be non reentrant.

8.4.1 EcuM_MainFunction

[SWS_EcuM_02837]

Service name:	EcuM_MainFunction	
Syntax:	<pre>void EcuM_MainFunction(void)</pre>	
Service ID[hex]:	0x18	
Description:	The purpose of this service is to implement all activities of the ECU State Manager while the OS is up and running.	

](SRS_BSW_00425,SRS_BSW_00373,SRS_BSW_00376)

To determine the period, the system designer should consider:

- The function will perform wakeup validation (see 7.8 Wakeup Validation Protocol). The shortest validation timeout typically should limit the period.
- As a rule of thumb, the period of this function should be approximately half as long as the shortest validation timeout.

EcuM_MainFunction should not be called from tasks that may invoke runnable entities.

8.5 Callback Definitions

8.5.1 Callbacks from Wakeup Sources

8.5.1.1 EcuM_CheckWakeup

See 8.6.4.4 EcuM_StartCheckWakeup ([SWS EcuM_02929](#)) for a description of the EcuM_CheckWakeup function.

This service EcuM_CheckWakeup is a Callout of the ECU Manager module as well as a Callback that wakeup sources invoke when they process wakeup interrupts.

8.5.1.2 EcuM_SetWakeupEvent

[SWS EcuM_02826]

Service name:	EcuM_SetWakeupEvent	
Syntax:	void EcuM_SetWakeupEvent (EcuM_WakeupSourceType sources)	
Service ID[hex]:	0x0c	
Sync/Async:	Synchronous	
Reentrancy:	Non-Reentrant, Non-Interruptible	
Parameters (in):	sources	Value to be set
Parameters (inout):	None	
Parameters (out):	None	
Return value:	None	
Description:	Sets the wakeup event.	

|(SRS_BSW_00359,SRS_BSW_00360,SRS_BSW_00440,SRS_ModeMgm_09098)

[SWS EcuM_01117] [EcuM_SetWakeupEvent sets (OR-operation) all events passed as a bit set in the sources in parameter (EcuM_WakeupSourceType bitmask) in the internal pending wakeup events variable (see section 7.6.3 Internal Representation of Wakeup States).|()]

[SWS EcuM_02707] [EcuM_SetWakeupEvent shall start the wakeup validation timeout timer according to section 7.6.4.3 Wakeup Validation Timeout. |()]

[SWS EcuM_02867] [If Development Error Reporting is turned on and parameter “sources” contains an unknown (unconfigured) wakeup source, EcuM_SetWakeupEvent shall not update its internal variable and shall send the ECUM_E_UNKNOWN_WAKEUP_SOURCE error message to the DET module instead. |()]

[SWS_EcuM_02171] [`EcuM_SetWakeupEvent` must be callable from interrupt context, from OS context and an OS-free context.](SRS_BSW_00333)

[SWS_EcuM_04138] [`EcuM_SetWakeupEvent` shall ignore all events passed in the `sources` parameter that are not associated to the selected sleep mode.]

8.5.1.3 EcuM_ValidateWakeupEvent

[SWS_EcuM_02829]

Service name:	EcuM_ValidateWakeupEvent	
Syntax:	<pre>void EcuM_ValidateWakeupEvent(EcuM_WakeupSourceType sources)</pre>	
Service ID[hex]:	0x14	
Sync/Async:	Synchronous	
Reentrancy:	Reentrant	
Parameters (in):	sources	Events that have been validated
Parameters (inout):	None	
Parameters (out):	None	
Return value:	None	
Description:	After wakeup, the ECU State Manager will stop the process during the WAKEUP VALIDATION state/sequence to wait for validation of the wakeup event. This API service is used to indicate to the ECU Manager module that the wakeup events indicated in the <code>sources</code> parameter have been validated.	

](SRS_BSW_00359,SRS_BSW_00360,SRS_BSW_00440)

[SWS_EcuM_04078] [`EcuM_ValidateWakeupEvent` sets (OR-operation) all events passed as a bit set in the `sources` in parameter (`EcuM_WakeupSourceType` bitmask) in the internal validated wakeup events variable (see section 7.6.3 Internal Representation of Wakeup States).]()

[SWS_EcuM_04079] [`EcuMValidateWakeupEvent` shall invoke `BswM_EcuM_CurrentWakeup` with its `sources` parameter and state value `ECUM_WKSTATUS_VALIDATED`.]()

[SWS_EcuM_02645] [`EcuM_ValidateWakeupEvent` shall invoke `ComM_EcuM_WakeUpIndication` for each wakeup event if the `EcuMComMChannelRef` parameter (see [ECUC_EcuM_00101](#)) in the `EcuMWakeupSource` configuration container for the corresponding wakeup source is configured.]()

[SWS_EcuM_02868] [If Development Error Reporting is turned on and the `sources` parameter contains an unknown (unconfigured) wakeup source, `EcuM_ValidateWakeupEvent` shall ignore the call and send the `ECUM_E_UNKNOWN_WAKEUP_SOURCE` error message to the DET module.]()

[SWS_EcuM_02345] [`EcuM_ValidateWakeupEvent` shall be callable from interrupt context and task context.](SRS_BSW_00333)

[SWS_EcuM_02790] [`EcuM_ValidateWakeupEvent`] shall return without effect for all sources except communication channels when called while the ECU Manager module is in the RUN state.>()

[SWS_EcuM_02791] [`EcuM_ValidateWakeupEvent`] shall have full effect in any ECU Phase for those sources that correspond to a communication channel (see [SWS_EcuM_02645](#)),.>()

8.6 Callout Definitions

Callouts are code fragments that must be added to the ECU Manager module during ECU integration. The content of most callouts is hand-written code. The ECU Manager module configuration tool generates a default implementation for some callouts which is edited manually by the integrator. Conceptually, these callouts belong to the ECU integration code.

Since callouts are not ECU Manager module functions they do not have an assigned Service ID.

8.6.1 Generic Callouts

8.6.1.1 EcuM_ErrorHook

[SWS_EcuM_02904] [

Service name:	EcuM_ErrorHook	
Syntax:	<pre>void EcuM_ErrorHook(uint16 reason)</pre>	
Service ID[hex]:	0x00	
Sync/Async:	Synchronous	
Reentrancy:	Non Reentrant	
Parameters (in):	reason	Reason for calling the error hook
Parameters (inout):	None	
Parameters (out):	None	
Return value:	None	
Description:	<p>The ECU State Manager will call the error hook if the error codes "ECUM_E_RAM_CHECK_FAILED" or "ECUM_E_CONFIGURATION_DATA_INCONSISTENT" occur. In this situation it is not possible to continue processing and the ECU must be stopped. The integrator may choose the modality how the ECU is stopped, i.e. reset, halt, restart, safe state etc.</p>	

]()

The ECU Manager module can invoke `EcuM_ErrorHook`: in all phases

Class of `EcuM_ErrorHook`: Mandatory

`EcuM_ErrorHook` is integration code and the integrator is free to define additional individual error codes to be passed as the `reason` parameter. These codes shall not conflict with the development and production error codes as defined in Table 1 and Table 7 nor with the standard error codes, i.e. `E_OK`, `E_NOT_OK`, etc.

8.6.2 Callouts from the STARTUP Phase

8.6.2.1 EcuM_AL_SetProgrammableInterrupts

[SWS_EcuM_04085]

Service name:	EcuM_AL_SetProgrammableInterrupts
Syntax:	void EcuM_AL_SetProgrammableInterrupts(void)
Service ID[hex]:	0x00
Sync/Async:	Synchronous
Reentrancy:	Non Reentrant
Parameters (in):	None
Parameters (inout):	None
Parameters (out):	None
Return value:	None
Description:	If the configuration parameter EcuMSetProgrammableInterrupts is set to true, this callout EcuM_AL_SetProgrammableInterrupts is executed and shall set the interrupts on ECUs with programmable interrupts.

()

8.6.2.2 EcuM_AL_DriverInitZero

[SWS_EcuM_02905]

Service name:	EcuM_AL_DriverInitZero
Syntax:	void EcuM_AL_DriverInitZero(void)
Service ID[hex]:	0x00
Sync/Async:	Synchronous
Reentrancy:	Non Reentrant
Parameters (in):	None
Parameters (inout):	None
Parameters (out):	None
Return value:	None
Description:	This callout shall provide driver initialization and other hardware-related startup activities for loading the post-build configuration data. Beware: Here only pre-compile and link-time configurable modules may be used.

()

The ECU Manager module invokes `EcuM_AL_DriverInitZero` early in the PreOS Sequence (see section 7.3.2 Activities in StartPreOS Sequence)

The ECU Manager module configuration tool must generate a default implementation of the `EcuM_AL_DriverInitZero` callout ([SWS EcuM_02905](#)) from the sequence of modules defined in the `EcuM_DriverInitListZero` configuration container (see [ECUC EcuM_00114](#)). See also [SWS EcuM_02559](#) and [SWS EcuM_02730](#).

8.6.2.3 EcuM_DeterminePbConfiguration

[SWS_EcuM_02906] [

Service name:	EcuM_DeterminePbConfiguration	
Syntax:	<pre>const EcuM_ConfigType* EcuM_DeterminePbConfiguration(void)</pre>	
Service ID[hex]:	0x00	
Sync/Async:	Synchronous	
Reentrancy:	Non Reentrant	
Parameters (in):	None	
Parameters (inout):	None	
Parameters (out):	None	
Return value:	const EcuM_ConfigType*	Pointer to the EcuM post-build configuration which contains pointers to all other BSW module post-build configurations.
Description:	This callout should evaluate some condition, like port pin or NVRAM value, to determine which post-build configuration shall be used in the remainder of the startup process. It shall load this configuration data into a piece of memory that is accessible by all BSW modules and shall return a pointer to the EcuM post-build configuration as a base for all BSW module post-build configurations.	

]()

The ECU Manager module invokes `EcuM_DeterminePbConfiguration` early in the PreOS Sequence (see section 7.3.2 Activities in StartPreOS Sequence)

Content is written manually.

8.6.2.4 EcuM_AL_DriverInitOne

[SWS_EcuM_02907] [

Service name:	EcuM_AL_DriverInitOne	
Syntax:	<pre>void EcuM_AL_DriverInitOne(const EcuM_ConfigType* ConfigPtr)</pre>	
Service ID[hex]:	0x00	
Sync/Async:	Synchronous	
Reentrancy:	Non Reentrant	
Parameters (in):	ConfigPtr	Pointer to the EcuM post-build configuration which contains pointers to all other BSW module post-build configurations.
Parameters (inout):	None	
Parameters (out):	None	
Return value:	None	

Description:	This callout shall provide driver initialization and other hardware-related startup activities in case of a power on reset.
---------------------	---

]()

The ECU Manager module invokes `EcuM_AL_DriverInitOne` in the PreOS Sequence (see section 7.3.2 Activities in StartPreOS Sequence)

The ECU Manager module configuration tool must generate a default implementation of the `EcuM_AL_DriverInitOne` callout from the sequence of modules defined in the `EcuMDriverInitListOne` configuration container (see [ECUC EcuM_00111](#)). See also [SWS EcuM_02559](#) and [SWS EcuM_02730](#).

Besides driver initialization, the following initialization sequences should be considered in this block: MCU initialization according to AUTOSAR_SWS_Mcu_Driver chapter 9.1.

8.6.2.5 EcuM_AL_LoopDetection

[SWS EcuM_04137] [

Service name:	EcuM_LoopDetection	
Syntax:	boolean EcuM_LoopDetection(void)	
Service ID[hex]:	0x00	
Sync/Async:	Synchronous	
Reentrancy:	Non Reentrant	
Parameters (in):	None	
Parameters (inout):	None	
Parameters (out):	None	
Return value:	boolean	FALSE: no reset loop is detected TRUE: reset loop is detected
Description:	If the configuration parameter <code>EcuMResetLoopDetection</code> is set to true, this callout <code>EcuM_LoopDetection</code> is called on every startup.	

]()

8.6.3 Callouts from the SHUTDOWN Phase

8.6.3.1 EcuM_OnGoOffOne

[SWS EcuM_02916] [

Service name:	EcuM_OnGoOffOne	
Syntax:	void EcuM_OnGoOffOne(void)	
Service ID[hex]:	0x00	
Sync/Async:	Synchronous	
Reentrancy:	Non Reentrant	

Parameters (in):	None
Parameters (inout):	None
Parameters (out):	None
Return value:	None
Description:	This call allows the system designer to notify that the GO OFF I state is about to be entered.

]()

The ECU Manager module invokes `EcuM_OnGoOffOne` on entry to the OffPreOS Sequence (see section 7.4.1 Activities in the OffPreOS Sequence).

8.6.3.2 EcuM_OnGoOffTwo

[SWS_EcuM_02917] [

Service name:	<code>EcuM_OnGoOffTwo</code>
Syntax:	<pre>void EcuM_OnGoOffTwo(void)</pre>
Service ID[hex]:	0x00
Sync/Async:	Synchronous
Reentrancy:	Non Reentrant
Parameters (in):	None
Parameters (inout):	None
Parameters (out):	None
Return value:	None
Description:	This call allows the system designer to notify that the GO OFF II state is about to be entered.

]()

The ECU Manager module invokes `EcuM_OnGoOffTwo` on entry to the OffPostOS Sequence (see section 7.4.2 Activities in the OffPostOS Sequence).

8.6.3.3 EcuM_AL_SwitchOff

[SWS_EcuM_02920] [

Service name:	<code>EcuM_AL_SwitchOff</code>
Syntax:	<pre>void EcuM_AL_SwitchOff(void)</pre>
Service ID[hex]:	0x00
Sync/Async:	Synchronous
Reentrancy:	Non Reentrant
Parameters (in):	None
Parameters (inout):	None
Parameters (out):	None
Return value:	None
Description:	This callout shall take the code for shutting off the power supply of the ECU. If the ECU cannot unpower itself, a reset may be an adequate reaction.

]()

The ECU Manager module invokes `EcuM_AL_SwitchOff` as the last activity in the OffPostOS Sequence (see section 7.4.2 Activities in the OffPostOS Sequence).

Note: In some cases of HW/SW concurrency, it may happen that during the power down in `EcuM_AL_SwitchOff` (endless loop) some hardware (e.g. a CAN transceiver) switches on the ECU again. In this case the ECU may be in a deadlock until the hardware watchdog resets the ECU. To reduce the time until the hardware watchdog fixes this deadlock, the integrator code in `EcuM_AL_SwitchOff` as last action can limit the endless loop and after a sufficient long time reset the ECU using `Mcu_PerformReset()`.

8.6.3.4 EcuM_AL_Reset

[SWS_EcuM_04065]

Service name:	EcuM_AL_Reset
Syntax:	<pre>void EcuM_AL_Reset (EcuM_ResetType reset)</pre>
Service ID[hex]:	0x00
Sync/Async:	Synchronous
Reentrancy:	Non Reentrant
Parameters (in):	reset Type of reset to be performed.
Parameters (inout):	None
Parameters (out):	None
Return value:	None
Description:	This callout shall take the code for resetting the ECU.

]()

8.6.4 Callouts from the SLEEP Phase

8.6.4.1 EcuM_EnableWakeupSources

[SWS_EcuM_02918]

Service name:	EcuM_EnableWakeupSources
Syntax:	<pre>void EcuM_EnableWakeupSources (EcuM_WakeupSourceType wakeupSource)</pre>
Service ID[hex]:	0x00
Sync/Async:	Synchronous
Reentrancy:	Non Reentrant
Parameters (in):	wakeupSource --
Parameters (inout):	None
Parameters (out):	None
Return value:	None

Description:	The ECU Manager Module calls <code>EcuM_EnableWakeupSource</code> to allow the system designer to notify wakeup sources defined in the <code>wakeupSource</code> bitfield that SLEEP will be entered and to adjust their source accordingly.
---------------------	--

]()

The ECU Manager module invokes `EcuM_EnableWakeupSources` in the GoSleep Sequence (see section 7.5.1 Activities in the GoSleep Sequence)

[SWS_EcuM_02546] [The ECU Manager module shall derive the wakeup sources to be enabled (and used as the `wakeupSource` parameter) from the `EcuMWakeupSource` (see [ECUC_EcuM_00152](#)) bitfield configured for the current sleep mode.]()

8.6.4.2 EcuM_GenerateRamHash

[SWS_EcuM_02919] [

Service name:	<code>EcuM_GenerateRamHash</code>
Syntax:	<pre>void EcuM_GenerateRamHash(void)</pre>
Service ID[hex]:	0x00
Sync/Async:	Synchronous
Reentrancy:	Non Reentrant
Parameters (in):	None
Parameters (inout):	None
Parameters (out):	None
Return value:	None
Description:	see <code>EcuM_CheckRamHash</code>

]()

The ECU Manager module invokes `EcuM_GenerateRamHash` in the Halt Sequence just before putting the ECU physically to sleep (see section 7.5.2 Activities in the Halt Sequence).

8.6.4.3 EcuM_SleepActivity

[SWS_EcuM_02928] [

Service name:	<code>EcuM_SleepActivity</code>
Syntax:	<pre>void EcuM_SleepActivity(void)</pre>
Service ID[hex]:	0x00
Sync/Async:	Synchronous
Reentrancy:	Non Reentrant
Parameters (in):	None
Parameters (inout):	None
Parameters (out):	None
Return value:	None
Description:	This callout is invoked periodically in all reduced clock sleep modes.

	It is explicitly allowed to poll wakeup sources from this callout and to call wakeup notification functions to indicate the end of the sleep state to the ECU State Manager.
--	--

]()

The ECU Manager module invokes `EcuM_SleepActivity` periodically during the Poll Sequence (see section 7.5.3 Activities in the Poll Sequence) if the MCU is not halted (i.e. clock is reduced).

Note: If called from the Poll sequence the EcuM calls this callout functions in a blocking loop at maximum frequency. The callout implementation must ensure by other means if callout code shall be executed with a lower period. The integrator may choose any method to control this, e.g. with the help of OS counters, OS alarms, or Gpt timers.

8.6.4.4 EcuM_StartCheckWakeup

[SWS_EcuM_04096] [

Service name:	EcuM_StartCheckWakeup	
Syntax:	<pre>void EcuM_StartCheckWakeup (EcuM_WakeupSourceType WakeupSource)</pre>	
Service ID[hex]:	0x28	
Sync/Async:	Synchronous	
Reentrancy:	Non Reentrant	
Parameters (in):	WakeupSource	For this wakeup source the corresponding CheckWakeupTimer shall be started.
Parameters (inout):	None	
Parameters (out):	None	
Return value:	None	
Description:	This API is called by the ECU Firmware to start the CheckWakeupTimer for the corresponding WakeupSource. If <code>EcuMCheckWakeupTimeout > 0</code> the CheckWakeupTimer for the WakeupSource is started. If <code>EcuMCheckWakeupTimeout ≤ 0</code> the API call is ignored by the EcuM.	

]()

8.6.4.5 EcuM_CheckWakeup

[SWS_EcuM_02929] [

Service name:	EcuM_CheckWakeup	
Syntax:	<pre>void EcuM_CheckWakeup (EcuM_WakeupSourceType wakeupSource)</pre>	
Service ID[hex]:	0x00	
Sync/Async:	Synchronous	
Reentrancy:	Non Reentrant	
Parameters (in):	wakeupSource	--
Parameters (inout):	None	
Parameters (out):	None	

Return value:	None
Description:	This callout is called by the EcuM to poll a wakeup source. It shall also be called by the ISR of a wakeup source to set up the PLL and check other wakeup sources that may be connected to the same interrupt.

]()

[SWS_EcuM_04098] [

If EcuM_SetWakeupEvent is called for the corresponding wakeup source the CheckWakeupTimer is cancelled.]()

8.6.4.6 EcuM_EndCheckWakeup

[SWS_EcuM_04097] [

Service name:	EcuM_EndCheckWakeup	
Syntax:	<pre>void EcuM_EndCheckWakeup(EcuM_WakeupSourceType WakeupSource)</pre>	
Service ID[hex]:	0x29	
Sync/Async:	Synchronous	
Reentrancy:	Non Reentrant	
Parameters (in):	WakeupSource	For this wakeup source the corresponding CheckWakeupTimer shall be canceled.
Parameters (inout):	None	
Parameters (out):	None	
Return value:	None	
Description:	<p>This API is called by any SW Module whose wakeup source is checked asynchronously (e.g. asynchronous Can Trcv Driver) and the Check of the Wakeup returns a negative Result (no Wakeup by this Source). The API cancels the CheckWakeupTimer for the WakeupSource. If the corresponding CheckWakeupTimer is canceled the check of this wakeup source is finished.</p>	

]()

The ECU Manager module invokes EcuM_CheckWakeup periodically during the Poll Sequence (see section 7.5.3 Activities in the Poll Sequence) if the MCU is not halted, or when handling a wakeup interrupt.

Note: If called from the Poll sequence the EcuM calls this callout functions in a blocking loop at maximum frequency. The callout implementation must ensure by other means if callout code shall be executed with a lower period. The integrator may choose any method to control this, e.g. with the help of OS counters, OS alarms, or Gpt timers.

[SWS_EcuM_04080] [The ECU Manager module shall derive the wakeup sources to be checked (and used as the wakeupSource parameter) from the EcuMWakeupSource (see [ECUC_EcuM_00152](#)) bitfield configured for the current sleep mode. The integration code used for this callout must determine which wakeup sources must be checked.]()

8.6.4.7 EcuM_CheckRamHash

[SWS_EcuM_02921] [

Service name:	EcuM_CheckRamHash	
Syntax:	<pre>uint8 EcuM_CheckRamHash (void)</pre>	
Service ID[hex]:	0x00	
Sync/Async:	Synchronous	
Reentrancy:	Non Reentrant	
Parameters (in):	None	
Parameters (inout):	None	
Parameters (out):	None	
Return value:	uint8	0: RAM integrity test failed else: RAM integrity test passed
Description:	<p>This callout is intended to provide a RAM integrity test. The goal of this test is to ensure that after a long SLEEP duration, RAM contents is still consistent. The check does not need to be exhaustive since this would consume quite some processing time during wakeups. A well designed check will execute quickly and detect RAM integrity defects with a sufficient probability.</p> <p>This specification does not make any assumption about the algorithm chosen for a particular ECU.</p> <p>The areas of RAM which will be checked have to be chosen carefully. It depends on the check algorithm itself and the task structure. Stack contents of the task executing the RAM check e.g. very likely cannot be checked. It is good practice to have the hash generation and checking in the same task and that this task is not preemptible and that there is only little activity between hash generation and hash check.</p> <p>The RAM check itself is provided by the system designer.</p> <p>In case of applied multi core and existence of Satellite-EcuM(s): this API will be called by the Master-EcuM only.</p>	

]()

The ECU Manager module invokes `EcuM_CheckRamHash` early in the WakeupRestart Sequence (see section 7.5.5 Activities in the WakeupRestart Sequence)

8.6.4.8 EcuM_DisableWakeupSources

[SWS_EcuM_02922] [

Service name:	EcuM_DisableWakeupSources	
Syntax:	<pre>void EcuM_DisableWakeupSources (EcuM_WakeupSourceType wakeupSource)</pre>	
Service ID[hex]:	0x00	
Sync/Async:	Synchronous	
Reentrancy:	Non Reentrant	
Parameters (in):	wakeupSource	--
Parameters (inout):	None	
Parameters (out):	None	
Return value:	None	
Description:	<p>The ECU Manager Module calls <code>EcuM_DisableWakeupSources</code> to set the wakeup source(s) defined in the wakeupSource bitfield so that they are not able to wake the ECU up.</p>	

l()

The ECU Manager module invokes `EcuM_DisableWakeupSources` in the WakeupRestart Sequence (see section 7.5.5 Activities in the WakeupRestart Sequence)

[SWS_EcuM_04084] [The ECU Manager module shall derive the wakeup sources to be disabled (and used as the `wakeupSource` parameter) from the internal pending events variable (NOT operation). The integration code used for this callout must determine which wakeup sources must be disabled.]()

8.6.4.9 EcuM_AL_DriverRestart

[SWS_EcuM_02923] [

Service name:	EcuM_AL_DriverRestart
Syntax:	<pre>void EcuM_AL_DriverRestart(const EcuM_ConfigType* ConfigPtr)</pre>
Service ID[hex]:	0x00
Sync/Async:	Synchronous
Reentrancy:	Non Reentrant
Parameters (in):	ConfigPtr Pointer to the EcuM post-build configuration which contains pointers to all other BSW module post-build configurations.
Parameters (inout):	None
Parameters (out):	None
Return value:	None
Description:	This callout shall provide driver initialization and other hardware-related startup activities in the wakeup case.

l()

The ECU Manager module invokes `EcuM_EcuM_AL_DriverRestart` in the WakeupRestart Sequence (see section 7.5.5 Activities in the WakeupRestart Sequence)

The ECU Manager module Configuration Tool shall generate a default implementation of the `EcuM_AL_DriverRestart` callout from the sequence of modules defined in the `EcuMDriverRestartList` configuration container (see [ECUC_EcuM_00115](#)). See also [SWS_EcuM_02561](#), [SWS_EcuM_02559](#) and [SWS_EcuM_02730](#).

8.6.5 Callouts from the UP Phase

8.6.5.1 EcuM_StartWakeupSources

[SWS_EcuM_02924] [

Service name:	EcuM_StartWakeupSources
Syntax:	void EcuM_StartWakeupSources (EcuM_WakeupSourceType wakeupSource)
Service ID[hex]:	0x00
Sync/Async:	Synchronous
Reentrancy:	Non Reentrant
Parameters (in):	wakeupSource --
Parameters (inout):	None
Parameters (out):	None
Return value:	None
Description:	The callout shall start the given wakeup source(s) so that they are ready to perform wakeup validation.

]()

The EcuM Manager module invokes `EcuM_StartWakeupSources` in the WakeupValidation Sequence (see section 7.6.4 Activities in the WakeupValidation Sequence).

8.6.5.2 EcuM_CheckValidation

[SWS_EcuM_02925] [

Service name:	EcuM_CheckValidation
Syntax:	void EcuM_CheckValidation (EcuM_WakeupSourceType wakeupSource)
Service ID[hex]:	0x00
Sync/Async:	Synchronous
Reentrancy:	Non Reentrant
Parameters (in):	wakeupSource --
Parameters (inout):	None
Parameters (out):	None
Return value:	None
Description:	This callout is called by the EcuM to validate a wakeup source. If a valid wakeup has been detected, it shall be reported to EcuM via <code>EcuM_ValidateWakeupEvent()</code> .

]()

The EcuM Manager module invokes `EcuM_CheckValidation` in the WakeupValidation Sequence (see section 7.6.4 Activities in the WakeupValidation Sequence).

8.6.5.3 EcuM_StopWakeupSources

[SWS_EcuM_02926] [

Service name:	EcuM_StopWakeupSources	
Syntax:	<pre>void EcuM_StopWakeupSources (EcuM_WakeupSourceType wakeupSource)</pre>	
Service ID[hex]:	0x00	
Sync/Async:	Synchronous	
Reentrancy:	Non Reentrant	
Parameters (in):	wakeupSource	--
Parameters (inout):	None	
Parameters (out):	None	
Return value:	None	
Description:	The callout shall stop the given wakeup source(s) after unsuccessful wakeup validation.	

]()

The EcuM Manager module invokes `EcuM_StopWakeupSources` in the WakeupValidation Sequence (see section 7.6.4 Activities in the WakeupValidation Sequence).

8.7 Expected Interfaces

In this chapter all interfaces required from other modules are listed.

This chapter defines all interfaces which are required to fulfill the core functionality of the module.

[SWS_EcuM_02858]

API function	Description
BswM_Deinit	Deinitializes the BSW Mode Manager.
BswM_EcuM_CurrentWakeup	Function called by EcuM to indicate the current state of a wakeup source.
BswM_Init	Initializes the BSW Mode Manager.
CanSM_StartWakeupSource	This function shall be called by EcuM when a wakeup source shall be started.
CanSM_StopWakeupSource	This function shall be called by EcuM when a wakeup source shall be stopped.
ComM_EcuM_WakeUpIndication	Notification of a wake up on the corresponding channel.
Dem_Init	Initializes or reinitializes this module.
Dem_Preinit	Initializes the internal states necessary to process events reported by BSW-modules.
Dem_ReportErrorStatus	Queues the reported events from the BSW modules (API is only used by BSW modules). The interface has an asynchronous behavior, because the processing of the event is done within the Dem main function. OBD Events Suppression shall be ignored for this computation.
Dem_Shutdown	Shuts down this module.
GetResource	--
Mcu_GetResetReason	The service reads the reset type from the hardware, if supported.
Mcu_Init	This service initializes the MCU driver.
Mcu_PerformReset	The service performs a microcontroller reset.
Mcu_SetMode	This service activates the MCU power modes.
ReleaseResource	--
SchM_Deinit	SchM_Deinit is used to finalize Basic Software Scheduler part of the RTE of the core on which it is called. This service releases all system resources allocated by the Basic Software Scheduler part on that core.
SchM_Init	SchM_Init is intended to allocate and initialize system resources used by the Basic Software Scheduler part of the RTE for the core on which it is called. After initialization the scheduling of BswSchedulableEntitys is enabled.
ShutdownOS	--
StartOS	--

Table 9 - Mandatory interfaces

10

8.7.1 Optional Interfaces

This chapter defines all interfaces which are required to fulfill an optional functionality of the module.

[SWS_EcuM_02859]

API function	Description
Adc_Init	Initializes the ADC hardware units and driver.
BswM_EcuM_RequestedState	Function called by EcuM to notify about current Status of the Run Request Protocol.
Can_Init	This function initializes the module.
CanTrcv_Init	Initializes the CanTrcv module.
Det_Init	Service to initialize the Default Error Tracer.
Det_ReportError	Service to report development errors.
Dio_Init	Initializes the module.
Eth_Init	Initializes the Ethernet Driver
EthSwt_Init	Initializes the Ethernet Switch Driver
EthSwt_SwitchInit	Initializes the indexed switch with a given configuration for the switch index
EthTrcv_Init	Initializes the Ethernet Transceiver Driver
Fls_Init	Initializes the Flash Driver.
Fr_Init	Initializes the Fr.
FrTrcv_Init	This service initializes the FrTrcv.
GetCoreID	The function returns a unique core identifier.
Gpt_Init	Initializes the GPT driver.
Icu_Init	This function initializes the driver.
IoHwAb_Init<Init_Id>	Initializes either all the IO Hardware Abstraction software or is a part of the IO Hardware Abstraction.
Lin_Init	Initializes the LIN module.
LinTrcv_Init	Initializes the Lin Transceiver Driver module.
Ocu_Init	Service for OCU initialization.
Port_Init	Initializes the Port Driver module.
Pwm_Init	Service for PWM initialization.
ShutdownAllCores	After this service the OS on all AUTOSAR cores is shut down. Allowed at TASK level and ISR level and also internally by the OS. The function will never return. The function will force other cores into a shutdown.
Spi_Init	Service for SPI initialization.
StartCore	It is not supported to call this function after StartOS(). The function starts the core specified by the parameter CoreID. The OUT parameter allows the caller to check whether the operation was successful or not. If a core is started by means of this function StartOS shall be called on the core.
Wdg_Init	Initializes the module.
WdgM_PerformReset	Instructs the Watchdog Manager to cause a watchdog reset.

Table 10 - Optional Interfaces

()

8.7.2 Configurable interfaces

There are no configurable interfaces.

8.8 Specification of the Port Interfaces

This chapter specifies the port interfaces and ports needed to access the ECU Manager module over the VFB.

8.8.1 Ports and Port Interface for EcuM_ShutdownTarget Interface

8.8.1.1 General Approach

The `EcuM_ShutdownTarget` client-server interface allows an SW-C to select a shutdown target which will be respected during the next shutdown phase.

Note that the ECU Manager module does not offer a port interface to allow a SW-C to initiate shutdown, however.

8.8.1.2 Service Interfaces

[SWS_EcuM_03011] [

Name	EcuM_ShutdownTarget	
Comment	A SW-C can select a shutdown target using this interface	
IsService	true	
Variation	--	
Possible Errors	0	E_OK
	1	E_NOT_OK

Operations

GetLastShutdownTarget	
Comments	Returns the shutdown target of the previous shutdown
Variation	--
Parameters	shutdownTarget

	Comment	The shutdown target of the previous shutdown
	Type	EcuM_ShutdownTargetType
	Variation	--
	Direction	OUT
	shutdownMode	
	Comment	The sleep mode (if target is ECUM_STATE_SLEEP) or the reset mechanism (if target is ECUM_STATE_RESET) of the shutdown
	Type	EcuM_ShutdownModeType
	Variation	--
	Direction	OUT
Possible Errors	E_OK	Operation successful
	E_NOT_OK	Operation not successful
GetShutdownCause		
Comments	Returns the selected shutdown cause as set by the operation SelectShutdownCause.	
Variation	--	
Parameters	shutdownCause	
	Comment	The selected cause of the next shutdown
	Type	EcuM_ShutdownCauseType
	Variation	--
	Direction	OUT
Possible Errors	E_OK	Operation successful
	E_NOT_OK	The shutdown cause has not been set
GetShutdownTarget		
Comments	Returns the currently selected shutdown target for the next shutdown as set by the operation SelectShutdownTarget.	
Variation	--	
Parameters	shutdownTarget	
	Comment	The shutdown target of the next shutdown
	Type	EcuM_ShutdownTargetType

	Variation	--
	Direction	OUT
	shutdownMode	
	Comment	The sleep mode (if target is ECUM_STATE_SLEEP) or the reset mechanism (if target is ECUM_STATE_RESET) of the shutdown
	Type	EcuM_ShutdownModeType
	Variation	--
	Direction	OUT
Possible Errors	E_OK	Operation successful
	E_NOT_OK	Operation not successful
SelectShutdownCause		
Comments	--	
Variation	--	
Parameters	shutdownCause	
	Comment	The selected shutdown cause
	Type	EcuM_ShutdownCauseType
	Variation	--
	Direction	IN
Possible Errors	E_OK	Operation successful
	E_NOT_OK	The new shutdown cause was not set
SelectShutdownTarget		
Comments	The SW-C selects the cause corresponding to the next shutdown target	
Variation	--	
Parameters	shutdownTarget	
	Comment	The selected shutdown cause
	Type	EcuM_ShutdownTargetType
	Variation	--
	Direction	IN
	shutdownMode	

	Comment	The identifier of a sleep mode (if shutdownTarget is ECUM_STATE_SLEEP) or a reset mechanism (if shutdownTarget is ECUM_STATE_RESET) as defined by configuration.
	Type	EcuM_ShutdownModeType
	Variation	--
	Direction	IN
Possible Errors	E_OK	The new shutdown target was set.
	E_NOT_OK	The new shutdown target was not set

]()

[SWS_EcuM_02979] [The shutdownMode parameter shall determine the specific sleep or reset mode (see [ECUC EcuM_00132](#)) relevant to SelectShutdownTarget, GetShutdownTarget and GetLastShutdownTarget. The ECU Manager module shall only use the shutdownMode parameter is if the shutdownTarget parameter is equal to ECUM_STATE_SLEEP or ECUM_STATE_RESET, otherwise it shall be ignored.]()

8.8.2 Port Interface for EcuM_BootTarget Interface

8.8.2.1 General Approach

A SW-C that wants to select a boot target must require the client-server interface EcuM_BootTarget.

8.8.2.2 Service Interfaces

[SWS_EcuM_03012] [

Name	EcuM_BootTarget	
Comment	A SW-C that wants to select a boot target must use the client-server interface EcuM_BootTarget.	
IsService	true	
Variation	--	
Possible Errors	0	E_OK
	1	E_NOT_OK

Operations

GetBootTarget

Comments	Returns the current boot target	
Variation	--	
Parameters	target	
	Comment	The currently selected boot target
	Type	EcuM_BootTargetType
	Variation	--
	Direction	OUT
Possible Errors	E_OK	Operation successful (the service always succeeds)
SelectBootTarget		
Comments	Selects a boot target	
Variation	--	
Parameters	target	
	Comment	The selected boot target
	Type	EcuM_BootTargetType
	Variation	--
	Direction	IN
Possible Errors	E_OK	The new boot target was accepted by EcuM
	E_NOT_OK	The new boot target was not accepted by EcuM

]()

8.8.3 Port Interface for EcuM_AlarmClock Interface

8.8.3.1 General Approach

A SW-C that wants to use an alarm clock must require the client-server interface EcuM_AlarmClock.

The EcuM_AlarmClock interface uses port-defined argument values to identify the user that manages its alarm clock. See [SWS_Rte_1350] in the Specification of RTE [15] for a description of port-defined argument values.

8.8.3.2 Data Types

[SWS_EcuM_04106][

Name	EcuM_TimeType
Kind	Type
Derived from	uint32
Description	This data type represents the time of the ECU Manager module.
Variation	--

] ()

8.8.3.3 Service Interfaces

[SWS_EcuM_04105]

Name	EcuM_AlarmClock	
Comment	A SW-C that wants to use an alarm clock must use the client-server interface EcuM_AlarmClock.	
IsService	true	
Variation	{ecuc(EcuM/EcuMFlexGeneral/EcuMAlarmClockPresent)} == True	
Possible Errors	0	E_OK
	1	E_NOT_OK
	3	ECUM_E_EARLIER_ACTIVE
	4	ECUM_E_PAST
	5	ECUM_E_NOT_ACTIVE

Operations

AbortWakeupAlarm		
Comments	Aborts the wakeup alarm previously set by this user	
Variation	--	
Possible Errors	E_OK	Operation successful
	E_NOT_OK	Service failed
	ECUM_E_NOT_ACTIVE	No active alarm found
SetAbsWakeupAlarm		
Comments	Sets the user's wakeup alarm to an absolute point in time	
Variation	--	
Parameters	time	

	Comment	Absolute time in seconds. Note that, absolute alarms use knowledge of the current time
	Type	EcuM_TimeType
	Variation	--
	Direction	IN
Possible Errors	E_OK	Operation successful
	E_NOT_OK	Service failed
	ECUM_E_EARLIER_ACTIVE	An earlier alarm is already set
	ECUM_E_PAST	The desired point in time has already passed
SetClock		
Comments	Sets the EcuM clock time to the provided value	
Variation	--	
Parameters	time	
	Comment	Absolute time in seconds since battery connect
	Type	EcuM_TimeType
	Variation	--
	Direction	IN
Possible Errors	E_OK	Operation successful
	E_NOT_OK	Service failed
SetRelWakeupAlarm		
Comments	Sets a user's wakeup alarm relative to the current point in time	
Variation	--	
Parameters	time	
	Comment	Relative time from now in seconds
	Type	EcuM_TimeType
	Variation	--
	Direction	IN
Possible Errors	E_OK	Operation successful
	E_NOT_OK	Service failed

	ECUM_E_EARLIER_ACTIVE	An earlier alarm is already set
--	-----------------------	---------------------------------

] ()

8.8.4 Port Interface for EcuM_Time Interface

8.8.4.1 General Approach

A SW-C that wants to use the time functionality of the EcuM must require the client-server interface `EcuM_Time`.

8.8.4.2 Data Types

The `EcuM_Time` service does not have any specific data types.

8.8.4.3 Service Interfaces

[SWS_EcuM_04109]

Name	EcuM_Time	
Comment	--	
IsService	true	
Variation	--	
Possible Errors	0	E_OK
	1	E_NOT_OK

Operations

GetCurrentTime		
Comments	Returns the current value of the EcuM clock (i.e. the time in seconds since battery connect)	
Variation	--	
Parameters	time	
	Comment	Absolute time in seconds since battery connect
	Type	EcuM_TimeType
	Variation	--
	Direction	OUT
Possible Errors	E_OK	Operation successful
	E_NOT_OK	time points to NULL or the module is not initialized

GetWakeupTime		
Comments	Returns the current value of the master alarm clock (the minimum absolute time of all user alarm clocks)	
Variation	--	
Parameters	time	
	Comment	Absolute time in seconds for next wakeup. 0xFFFFFFFF means no active alarm.
	Type	EcuM_TimeType
	Variation	--
	Direction	OUT
Possible Errors	E_OK	Operation successful
	E_NOT_OK	time points to NULL or the module is not initialized

] ()

8.8.5 Port Interface for EcuM_StateRequest Interface

[SWS_EcuM_04130]

[The ECU State Manager module shall provide System Services for the following functionalities when the container EcuMModeHandling (see 10.2.1) is available:

- requesting RUN
- releasing RUN
- requesting POST_RUN
- releasing POST_RUN

](SRS_ModeMgm_09116)

8.8.5.1 General Approach

A SW-C which needs to keep the ECU alive or needs to execute any operations before the ECU is shut down shall require the client-server interface

EcuM_StateRequest.

This interface uses port-defined argument values to identify the user that requests modes. See [SWS_Rte_1350] for a description of port-defined argument values.

8.8.5.2 Data Types

No data types are needed for this interface.

8.8.5.3 Service Interfaces

[SWS_EcuM_04131]

Name	EcuM_StateRequest	
Comment	Interface to request a specific ECU state	
IsService	true	
Variation	--	
Possible Errors	0	E_OK
	1	E_NOT_OK

Operations

ReleasePOSTRUN		
Comments	--	
Variation	--	
Possible Errors	E_OK	The request was accepted by EcuM
	E_NOT_OK	The request was not accepted by EcuM, a detailed error condition was sent to DET
ReleaseRUN		
Comments	--	
Variation	--	
Possible Errors	E_OK	The request was accepted by EcuM
	E_NOT_OK	The request was not accepted by EcuM, a detailed error condition was sent to DET
RequestPOSTRUN		
Comments	--	
Variation	--	
Possible Errors	E_OK	The request was accepted by EcuM
	E_NOT_OK	The request was not accepted by EcuM, a detailed error condition was sent to DET
RequestRUN		
Comments	--	
Variation	--	

Possible Errors	E_OK	The request was accepted by EcuM
	E_NOT_OK	The request was not accepted by EcuM, a detailed error condition was sent to DET

8.8.6 Port Interface for EcuM_CurrentMode

8.8.6.1 General Approach

SWS_EcuM_04132: The mode port of the ECU State Manager module shall declare the following modes:

- STARTUP
- RUN
- POST_RUN
- SLEEP
- SHUTDOWN

](SRS_ModeMgm_09116)

This definition is a simplified view of ECU Modes that applications do need to know. It does not restrict or limit in any way how application modes could be defined. Applications modes are completely handled by the application itself.

SWS_EcuM_04133: Mode changes shall be notified to SW-Cs through the RTE mode ports when the mode change occurs. The ECU State Manager Fixed module shall not wait until the RTE has performed the mode switch completely.

This specification assumes that the port name is `currentMode` and that the direct API of RTE will be used. Under these conditions mode changes signaled by invoking

```
Rte_StatusType Rte_Switch_currentMode_currentMode(
    Rte_ModeType_EcuM_Mode mode)
```

where `mode` is the new mode to be notified. The value range is specified by the previous requirement. The return value shall be ignored.

A SW-C which wants to be notified of mode changes should require the mode switch interface `EcuM_CurrentMode`.

8.8.6.2 Data Types

The mode declaration group `EcuM_Mode` represents the modes of the ECU State Manager module that will be notified to the SW-Cs.

```
ModeDeclarationGroup EcuM_Mode {
    { STARTUP,
      RUN,
      POST_RUN,
      SLEEP,
      SHUTDOWN
    }
}
```

```

    initialMode = STARTUP
};

```

Note that the mode WAKE_SLEEP, as known from ECU State Manager Fixed, has been eliminated. This mode covers the “Time Triggered Increased Inoperation” protocol in EcuMFixed, which is not part of ECU State Manager Flexible.

8.8.6.1 SWS_EcuM_04134: EcuM_CurrentMode

Name	EcuM_CurrentMode	
Comment	Interface to read the current ECU mode	
IsService	true	
Variation	--	
ModeGroup	currentMode	EcuM_Mode

] (SRS_ModeMgm_09116)

8.8.7 Port Interface for EcuM_CurrentMode Interface

8.8.7.1 General Approach

A SW-C that wants to be informed about ECU mode changes must require the mode switch interface `EcuM_CurrentMode`.

8.8.7.2 Data Types

[SWS_EcuM_04107]

Name	EcuM_Mode	
Kind	ModeDeclarationGroup	
Category	ALPHABETIC_ORDER	
Initial mode	STARTUP	
On transition value	--	
Modes	POST_RUN	--
	RUN	--
	SHUTDOWN	--
	SLEEP	--
	STARTUP	--
	WAKE_SLEEP	--

Description	--
-------------	----

] ()

8.8.7.3 Service Interfaces

[SWS_EcuM_04108]

Name	EcuM_CurrentMode	
Comment	Interface to read the current ECU mode	
IsService	true	
Variation	--	
ModeGroup	currentMode	EcuM_Mode

] ()

8.8.7.4 Definition of the ECU Manager Service

This section provides guidance on the definition of the ECU Manager module Service. Note that these definitions can only be completed during ECU configuration (since certain ECU Manager module configuration parameters determine the number of ports provided by the ECU Manager module service). Also note a SW-C's implementation does not depend on these definitions.

In an AUTOSAR system, there are ports both above and below the RTE. The ECU Manager module service description defines ports provided to the RTE and the descriptions of every SW-C that uses this service must contain "service ports" which required these ECU Manager module ports from the RTE.

The EcuM provides the following ports:

[SWS_EcuM_03017]

Name	AlarmClock_{UserName}		
Kind	ProvidedPort	Interface	EcuM_AlarmClock
Description	Provides to SW-Cs an alarm clock. The EcuM_AlarmClock port uses port-defined argument values to identify the user that manages its alarm clock.		
Variation	{ecuc(EcuM/EcuMFlexGeneral/EcuMAlarmClockPresent)} == true UserName = {ecuc(EcuM/EcuMConfiguration/EcuMFlexConfiguration/EcuMAlarmClock.SHORT-NAME)}		

] ()

[SWS_EcuM_04110]

Name	BootTarget_{UserName}		
Kind	ProvidedPort	Interface	EcuM_BootTarget
Description	Provides an interface to SW-Cs to select a new boot target and query the current boot target.		
Variation	UserName = {ecuc(EcuM/EcuMConfiguration/EcuMFlexConfiguration/EcuMFlexUserConfig/EcuMFlexUser.SHORT-NAME)}		

] ()

[SWS_EcuM_04111]

Name	ShutdownTarget_{UserName}		
Kind	ProvidedPort	Interface	EcuM_ShutdownTarget
Description	Provides an interface to SW-Cs to select a new shutdown target and query the current shutdown target.		
Variation	UserName = {ecuc(EcuM/EcuMConfiguration/EcuMFlexConfiguration/EcuMFlexUserConfig/EcuMFlexUser.SHORT-NAME)}		

] ()

[SWS_EcuM_04112]

Name	currentMode		
Kind	ProvidedPort	Interface	EcuM_CurrentMode
Description	--		
Variation	--		

] ()

[SWS_EcuM_04113]

Name	time		
Kind	ProvidedPort	Interface	EcuM_Time
Description	Provides the EcuM's time service to SWCs		
Variation	--		

] ()

[SWS_EcuM_04135]

Name	StateRequest_{UserName}		
Kind	ProvidedPort	Interface	EcuM_StateRequest
Description	Provides an interface to SW-Cs to request state changes of the ECU state. The port uses port-defined argument values to identify the user.		
Variation	UserName = {ecuc(EcuM/EcuMConfiguration/EcuMFlexConfiguration/EcuMFlexUserConfig/EcuMFlexUser.SHORT-NAME)}		

J ()

[SWS_EcuM_04094]

[In the case of a MultiCore ECU, the EcuM AUTOSAR service (Standardized AUTOSAR Interfaces) should be offered on the master core only.]()

Although the EcuM service interfaces are available on every core (see section 7.9 MultiCore for details), the EcuC allows the provided ports to be bound to the interface on a particular partition, and therefore to a particular core (see the Specification of ECU Configuration [5]) and only that port will be visible to the VFB. In the case of Multi-Core, this should be bound to the master core. SW-Cs and CDDs on the ECU that need to access EcuM Services can access the master core via the IOC as generated by the RTE.

[SWS_EcuM_04095]

[In the case of a MultiCore ECU, the EcuM C-API Interfaces(Standardized Interfaces) which are used by other BSW modules should be offered in every partition a EcuM runs in.]()

The C-API interfaces which are used by other BSW module to communicate with the EcuM are offered by every EcuM instance because every EcuM instance can do some independent actions. If BSW modules want to use the EcuM but are inside partitions that contain no own EcuM instance. These modules can use the SchM functions to cross partition boundaries.

8.9 API Parameter Checking

[SWS_EcuM_03009] [If Default Error Detection is enabled for this module, then all functions shall test input parameters and running conditions and use the following error codes in an adequate way:

- ECUM_E_UNINIT
- ECUM_E_SERVICE_DISABLED
- ECUM_E_PARAM_POINTER
- ECUM_E_INVALID_PAR

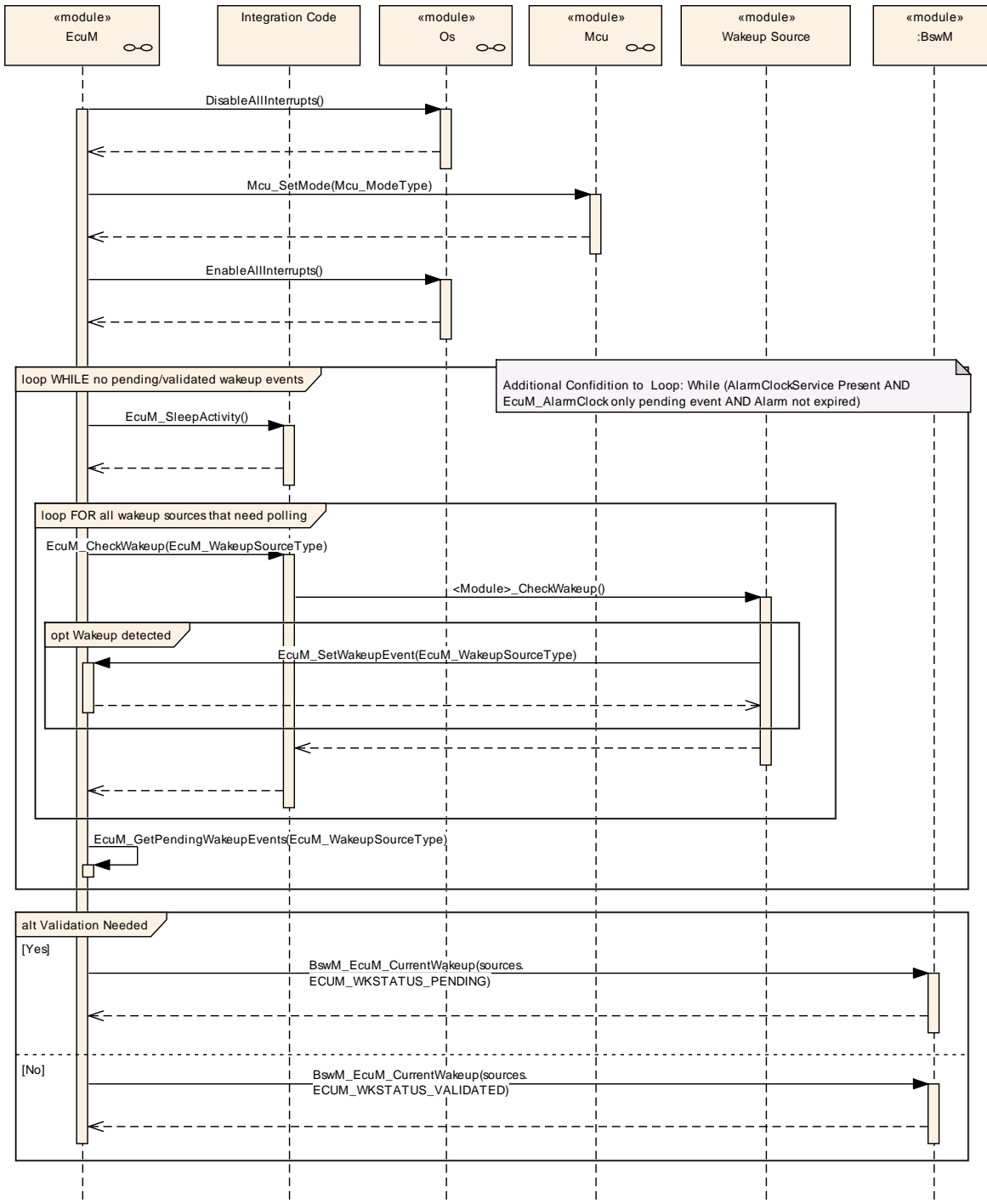
Specific development errors are listed in the functions, where they apply.
J(SRS_BSW_00323)

9 Sequence Charts

9.1 State Sequences

Sequence charts showing the behavior of the ECU Manager module in various states are contained in the flow of the specification text. The following list shows all sequence charts presented in this specification.

- Figure 4 – STARTUP Phase
- Figure 5 – StartPreOS Sequence
- Figure 6 – StartPostOS Sequence
- Figure 8 – SHUTDOWN Phase
- Figure 9 – OffPreOS Sequence
- Figure 10 – OffPostOS Sequence
- Figure 11 – SLEEP Phase
- Figure 12 – GoSleep Sequence
- Figure 13 – Halt Sequence



- Figure 14 – Poll Sequence
- Figure 15 – WakeupRestart Sequence
- Figure 17 – The WakeupValidation Sequence

9.2 Wakeup Sequences

The Wake-up Sequences show how a number of modules cooperate to put the ECU into a sleep state to be able to wake up and startup the ECU when a wake up event has occurred.

9.2.1 GPT Wakeup Sequences

The General Purpose Timer (GPT) is one of the possible wake up sources. Usually the GPT is started before the ECU is put to sleep and the hardware timer causes an interrupt when it expires. The interrupt wakes the microcontroller, and executes the interrupt handler in the GPT module. It informs the ECU State Manager module that a GPT wake up has occurred. In order to distinguish different GPT channels that caused the wake up, the integrator can assign a different wake up source identifier to each GPT channel. Figure 38 shows the corresponding sequence of calls.

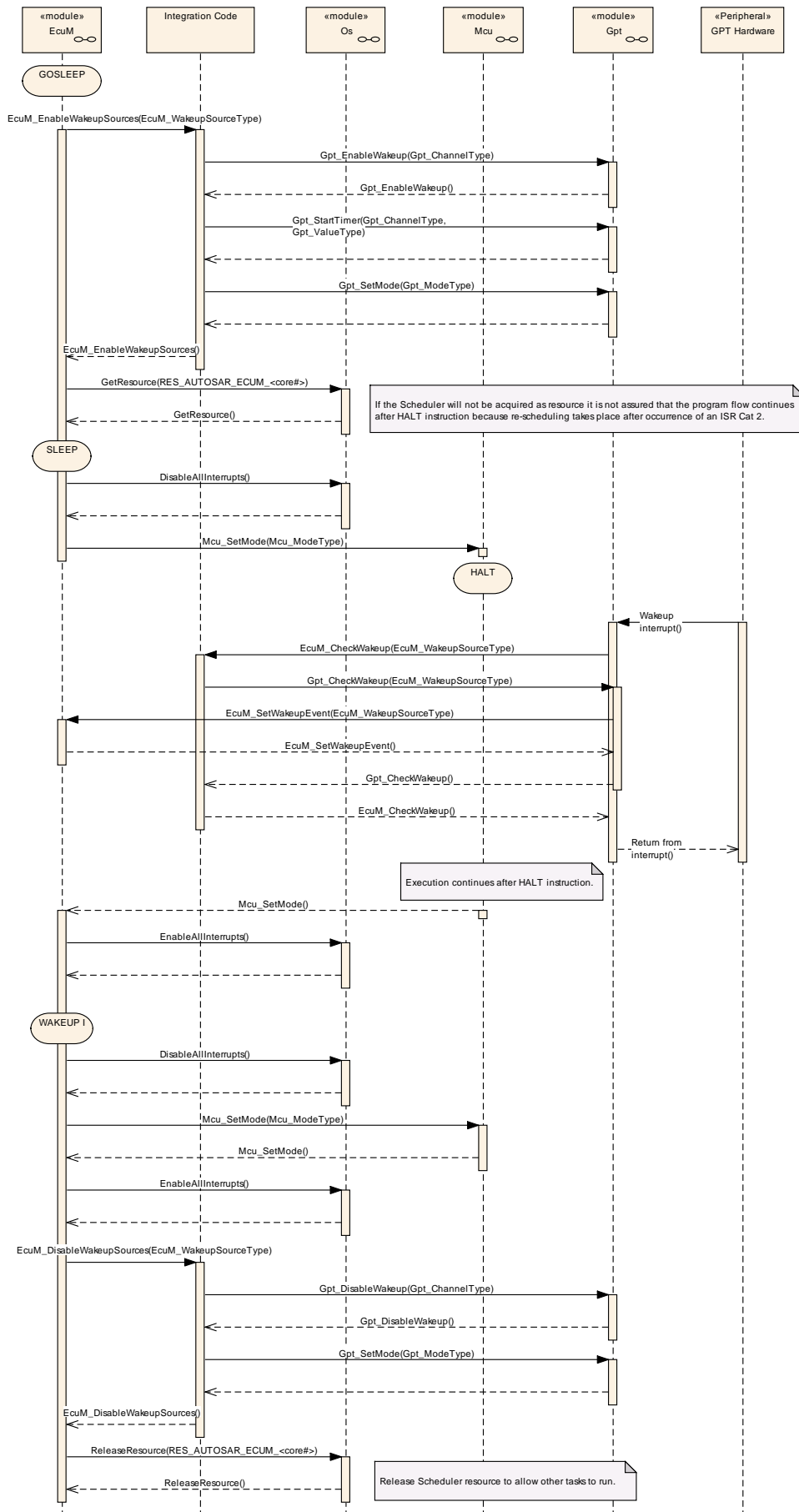


Figure 38 – GPT wake up by interrupt

If the GPT hardware is capable of latching timer overruns, it is also possible to poll the GPT for wake ups as shown in Figure 39.

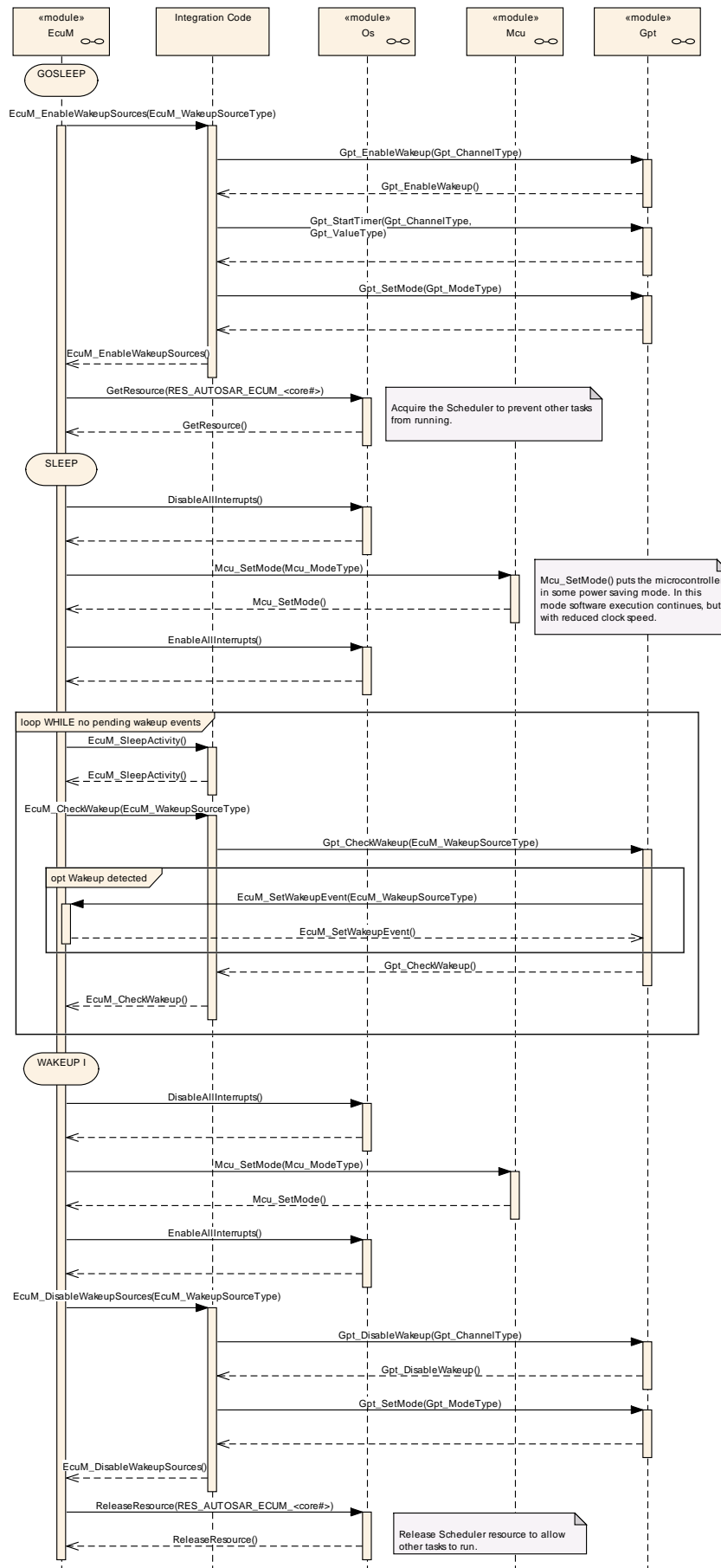


Figure 39 – GPT wake up by polling

9.2.2 ICU Wakeup Sequences

The Input Capture Unit (ICU) is another wake up source. In contrast to GPT, the ICU driver is not itself the wake up source. It is just the module that processes the wake up interrupt. Therefore, only the driver of the wake up source can tell if it was responsible for that wake up. This makes it necessary for EcuM_CheckWakeup (see [SWS_EcuM_02929](#)) to ask the module that is the actual wake up source. In order to know which module to ask, the ICU has to pass the identifier of the wake up source to EcuM_CheckWakeup.

For shared interrupts the Integration Code may have to check multiple wake up sources within EcuM_CheckWakeup (see [SWS_EcuM_02929](#)). To this end, the ICU has to pass the identifiers of all wake up sources that may have caused this interrupt to EcuM_CheckWakeup. Note that, EcuM_WakeupSourceType (see 8.2.5 EcuM_WakeupSourceType) contains one bit for each wake up source, so that multiple wake up sources can be passed in one call.

Figure 40 shows the resulting sequence of calls.

Since the ICU is only responsible for processing the wake up interrupt, polling the ICU is not sensible. For polling the wake up sources have to be checked directly as shown in

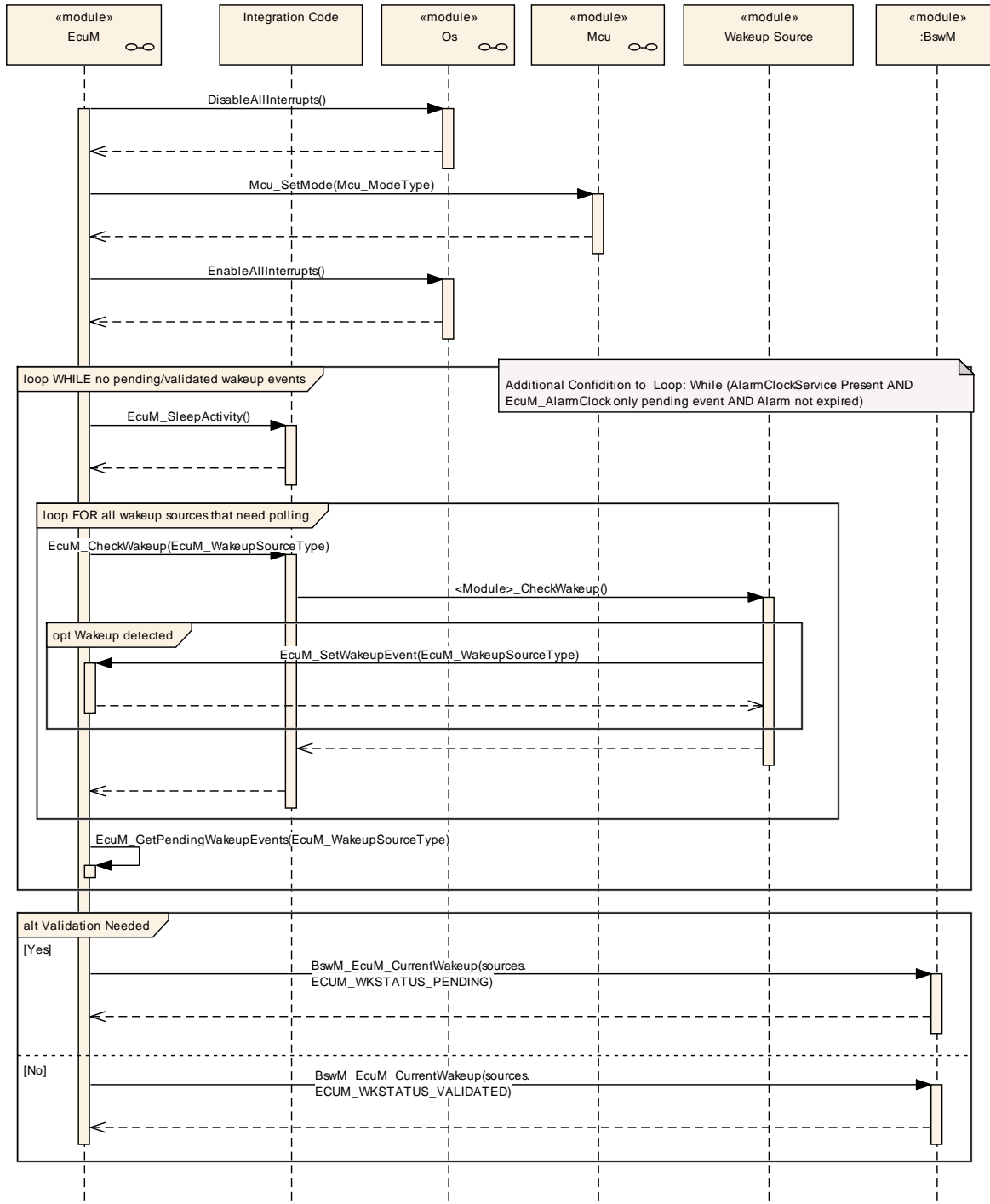


Figure 14 – Poll Sequence.

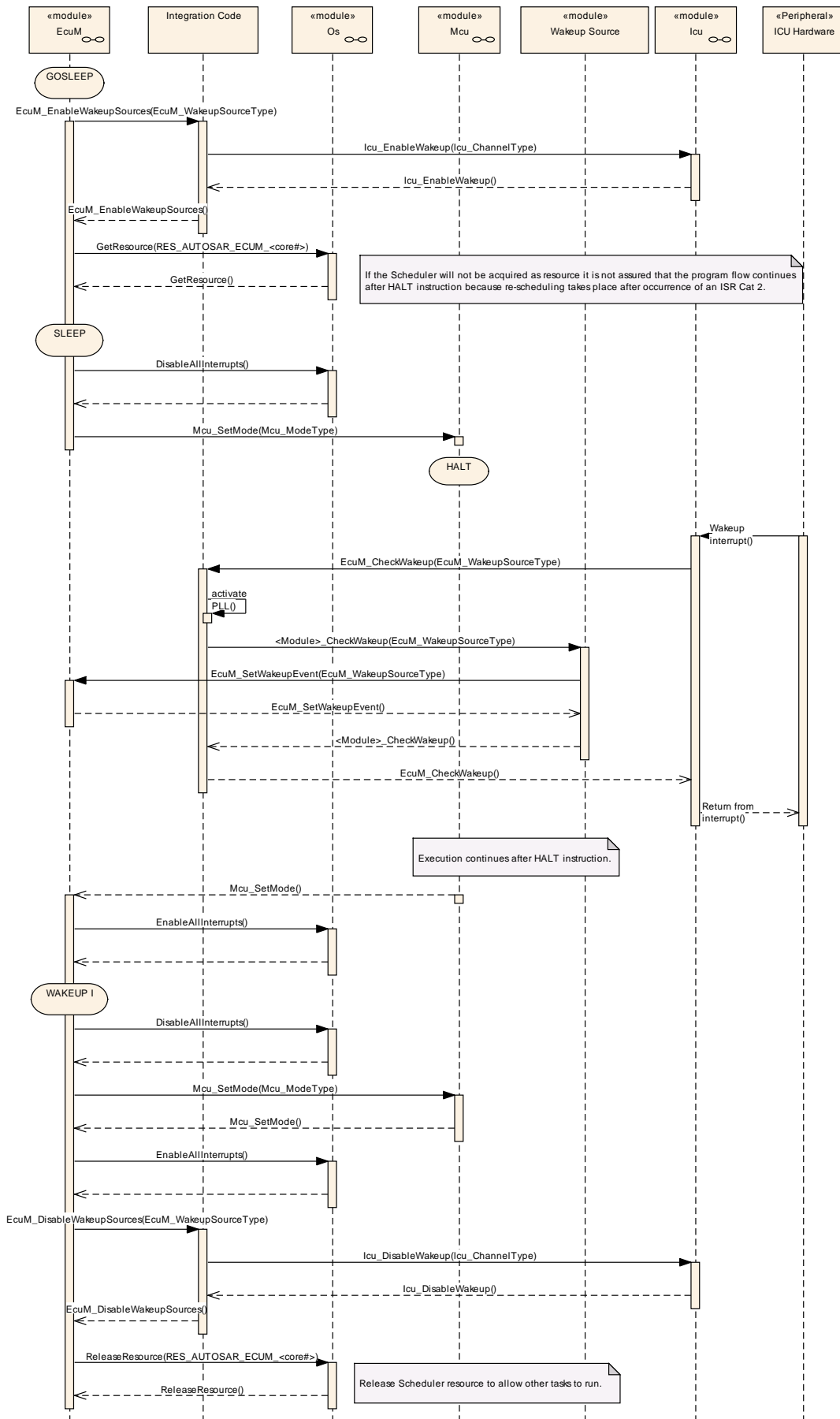


Figure 40 – ICU wake up by interrupt

9.2.3 CAN Wakeup Sequences

On CAN a wake up can be detected by the transceiver or the communication controller using either an interrupt or polling. Wake up source identifiers should be shared between transceiver and controller as the ECU State Manager module only needs to know the network that has woken up and passes that on to the Communication Manager module.

In interrupt case or in shared interrupt case it is not clear which specific wake up source (CAN controller, CAN transceiver, LIN controller etc.) detected the wake up. Therefore the integrator has to assign the derived wakeupSource of EcuM_CheckWakeup(wakeupSource), which could stand for a shared interrupt or just for a interrupt channel, to specific wake up sources which are passed to CanIf_CheckWakeup(WakeupSource). So here the parameters wakeupSource from EcuM_CheckWakeup() could be different to WakeupSource of CanIf_CheckWakeup() or they could equal. It depends on the hardware topology and the implementation in the integrator code of EcuM_CheckWakeup().

During CanIf_CheckWakeup(WakeupSource) the CAN Interface module (CanIf) will check if any device (CAN communication controller or transceiver) is configured with the value of "WakeupSource". If this is the case, the device is checked for wake up via the corresponding device driver module. If the device detected a wake up, the device driver informs EcuM via EcuM_SetWakeupEvent(sources). The parameter "sources" is set to the configured value at the device. Thus it is set to the value CanIf_CheckWakeup() was called with.

Multiple devices might be configured with the same wake up source value. But if devices are connected to different bus medium and they are wake-able, it makes sense to configure them with different wake up sources.

The following CAN Wake-up Sequences are partly optional, because there is no specification for the "Integration Code". Thus it is implementation specific if e.g. during EcuM_CheckWakeup() the CanIf is called to check the wake up source.

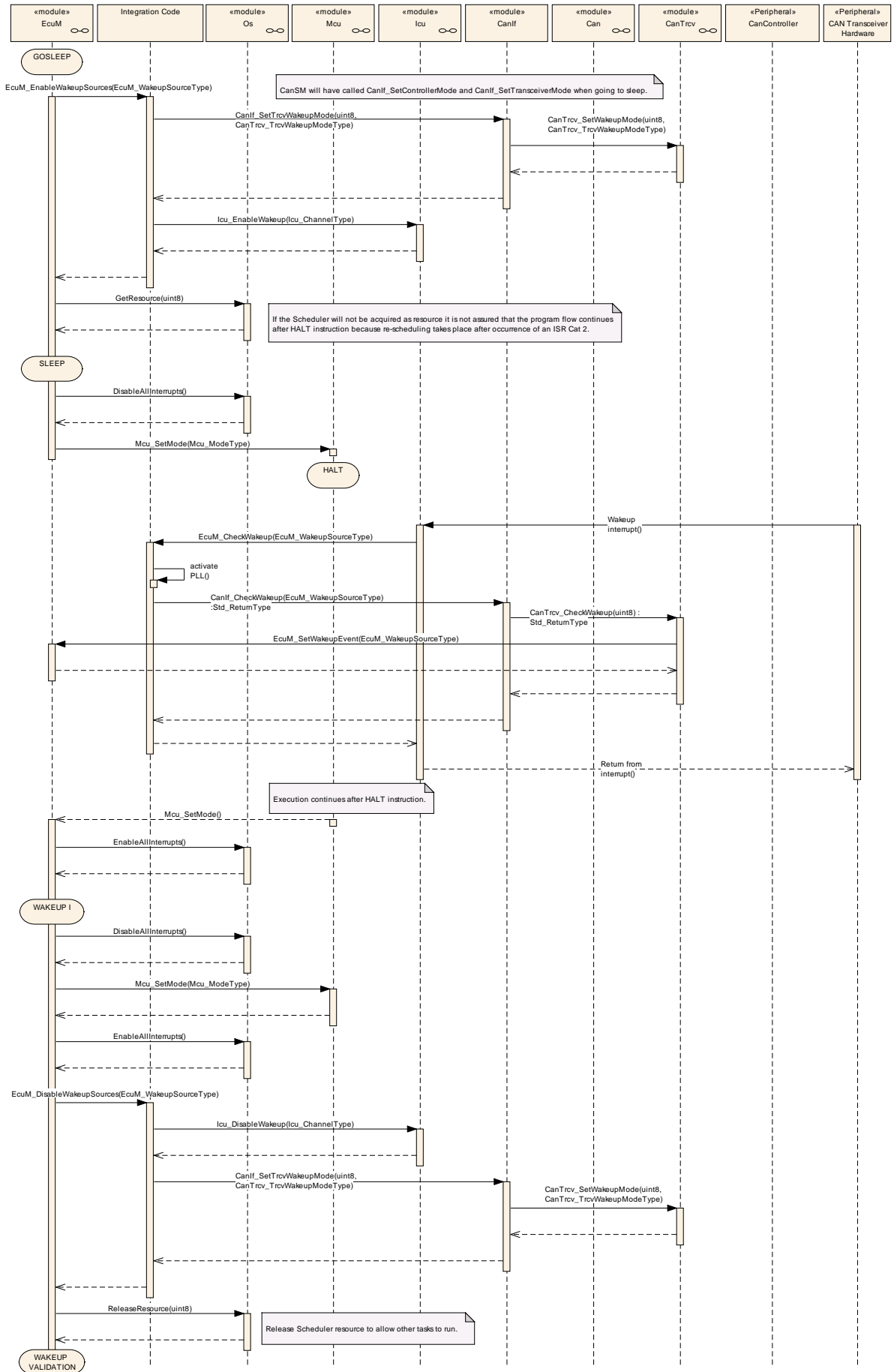


Figure 41 – CAN transceiver wake up by interrupt

Figure 41 shows the CAN transceiver wakeup via interrupt. The interrupt is usually handled by the ICU Driver as described in Chapter 9.2.2.

A CAN controller wakeup by interrupt works similar to the GPT wakeup. Here the interrupt handler and the CheckWakeup functionality are both encapsulated in the CAN Driver module, as shown in Figure 42.

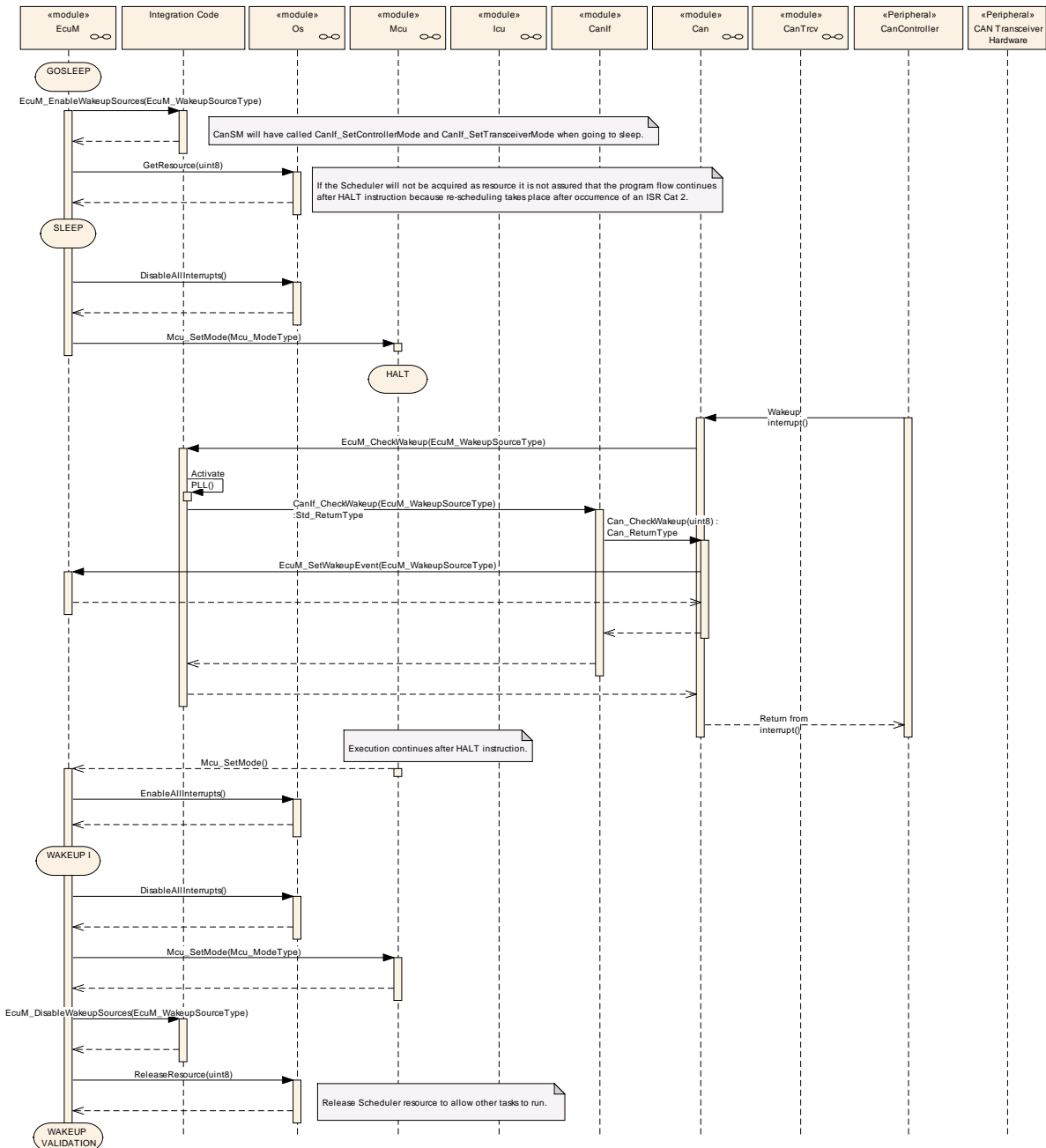


Figure 42 – CAN controller wake up by interrupt

Wake up by polling is possible both for CAN transceiver and controller. The ECU State Manager module will regularly check the CAN Interface module, which in turn asks either the CAN Driver module or the CAN Transceiver Driver module depending

on the wake up source parameter passed to the CAN Interface module, as shown in Figure 43.

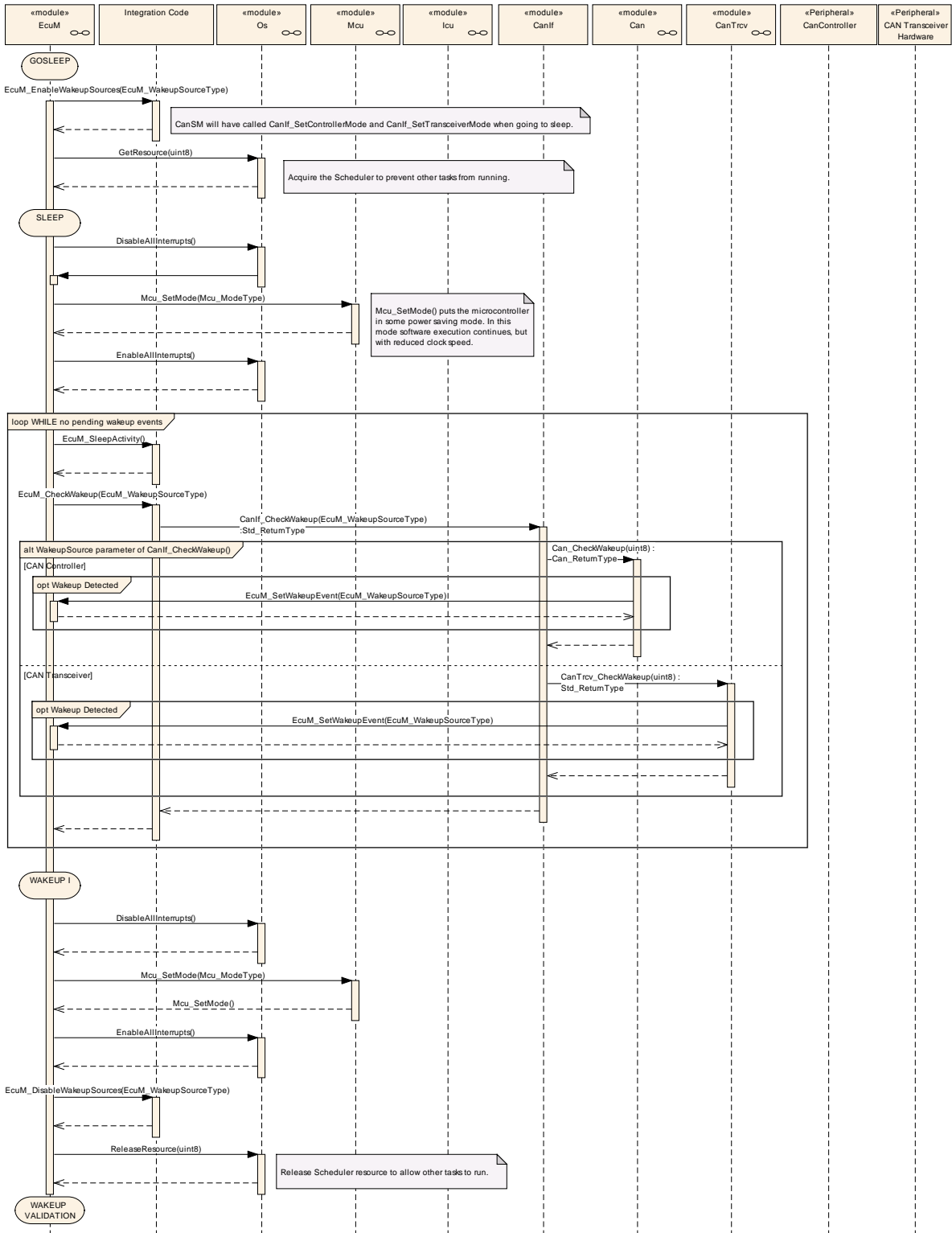


Figure 43 – CAN controller or transceiver wake up by polling

After the detection of a wake up event from the CAN transceiver or controller by either interrupt or polling, the wake up event can be validated (see

[SWS_EcuM_02566](#)). This is done by switching on the corresponding CAN transceiver and controller in EcuM_StartWakeupSources (see [SWS_EcuM_02924](#)). It depends on the used CAN transceivers and controllers, which function calls in Integrator Code EcuM_StartWakeupSource are necessary. In Figure 43 e.g. the needed function calls to start and stop the wake up sources from CAN state manager module are mentioned.

Note that, although controller and transceiver are switched on, no CAN message will be forwarded by the CAN interface module (CanIf) to any upper layer module. Only when the corresponding PDU channel modes of the CanIf are set to “Online”, it will forward CAN messages.

The CanIf recognizes the successful reception of at least one message and records it as a successful validation. During validation the ECU State Manager module regularly checks the CanIf in Integrator Code EcuM_CheckValidation (see [SWS_EcuM_02925](#)).

The ECU State Manager module will, after successful validation, continue the normal startup of the CAN network via the Communication Manager module.

Otherwise, it will shutdown the CAN controller and transceiver in EcuM_StopWakeupSources (see [SWS_EcuM_02926](#)) and go back to sleep.

The resulting sequence is shown in Figure 44.

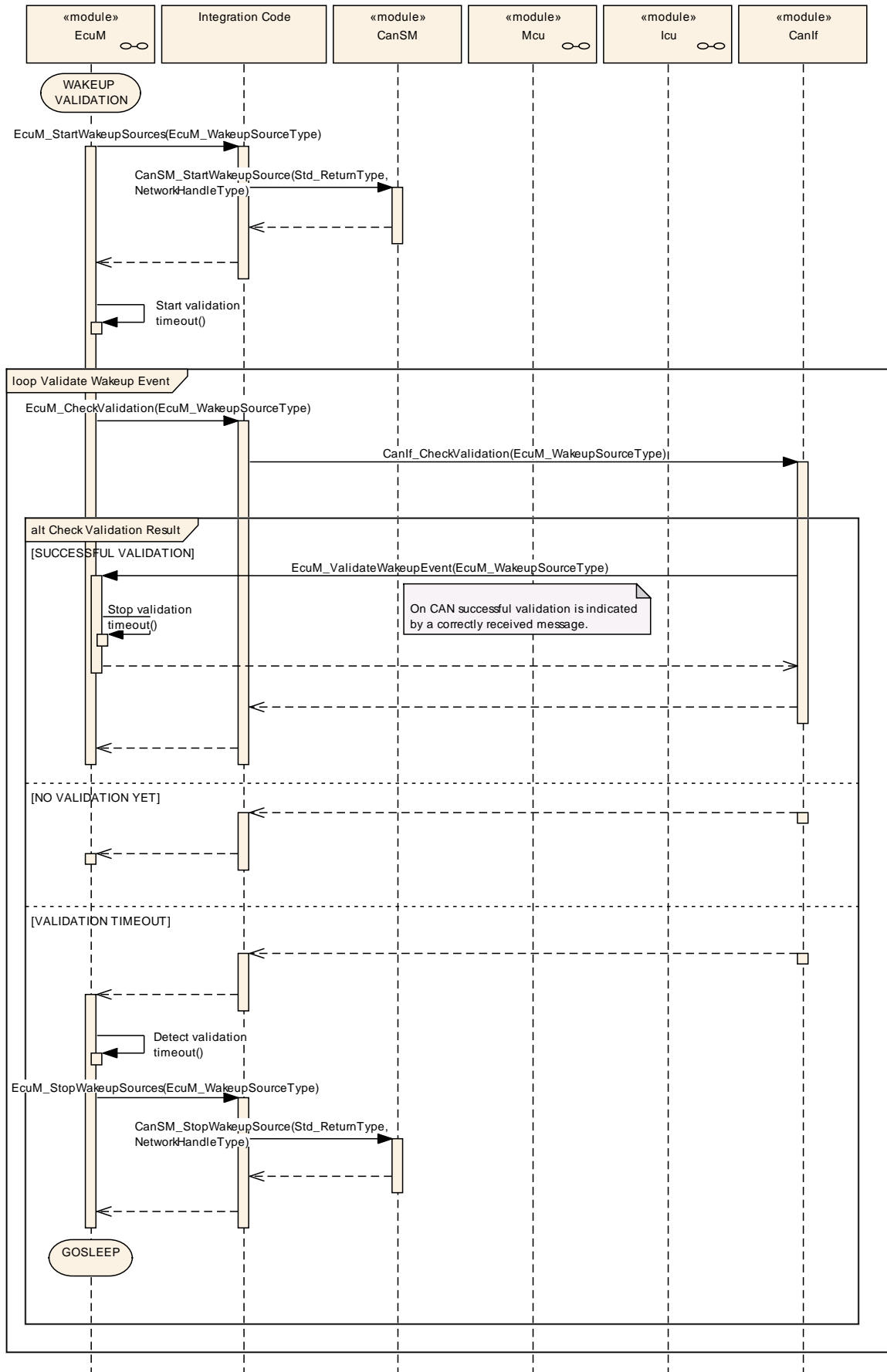


Figure 44 – CAN wake up validation

9.2.4 LIN Wakeup Sequences

Figure 45 shows the LIN transceiver wakeup via interrupt. The interrupt is usually handled by the ICU Driver as described in Chapter 9.2.2.

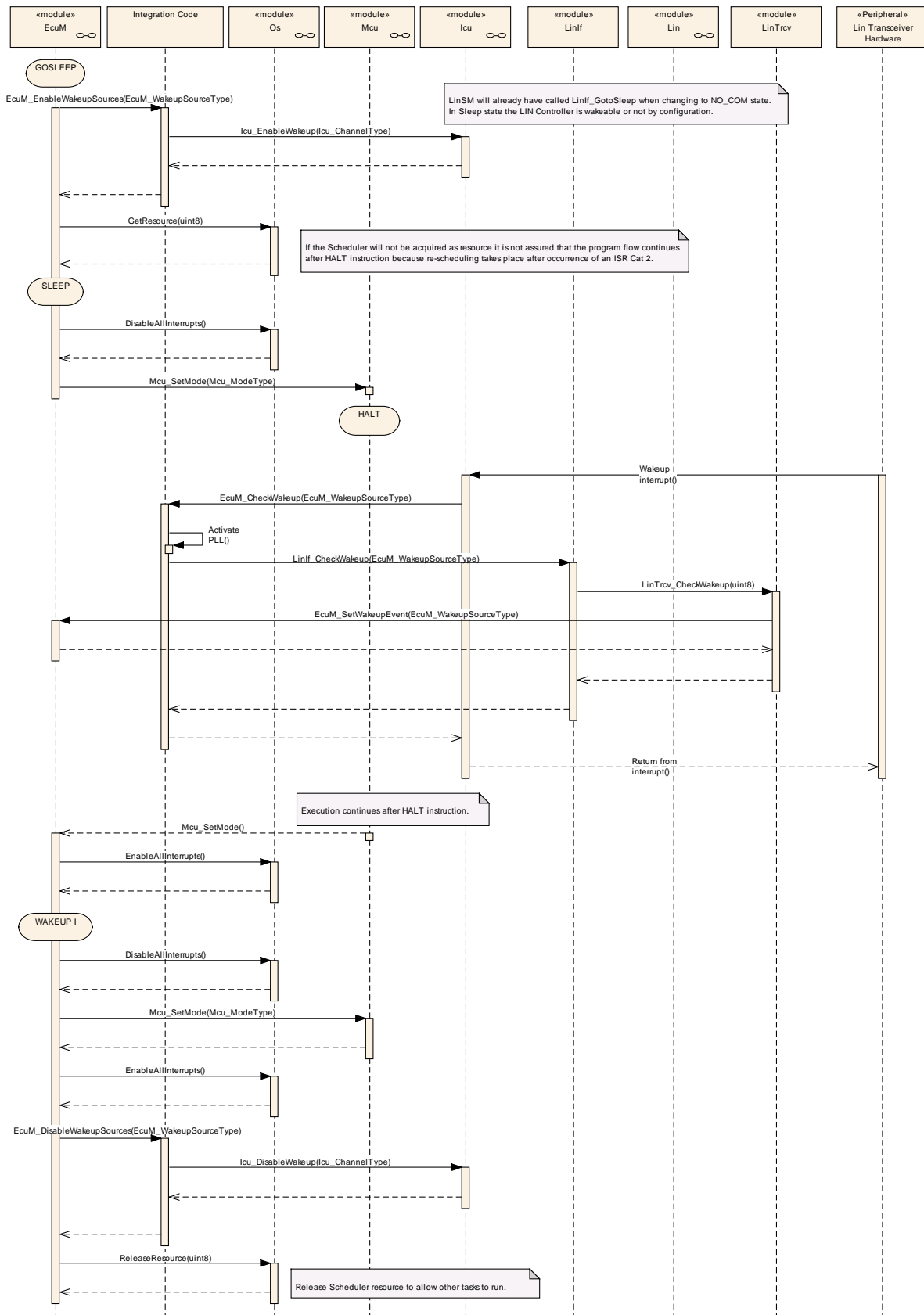


Figure 45 – LIN transceiver wake up by interrupt

As shown in Figure 46, the LIN controller wake up by interrupt works similar to the CAN controller wake up by interrupt. In both cases the Driver module encapsulates the interrupt handler.

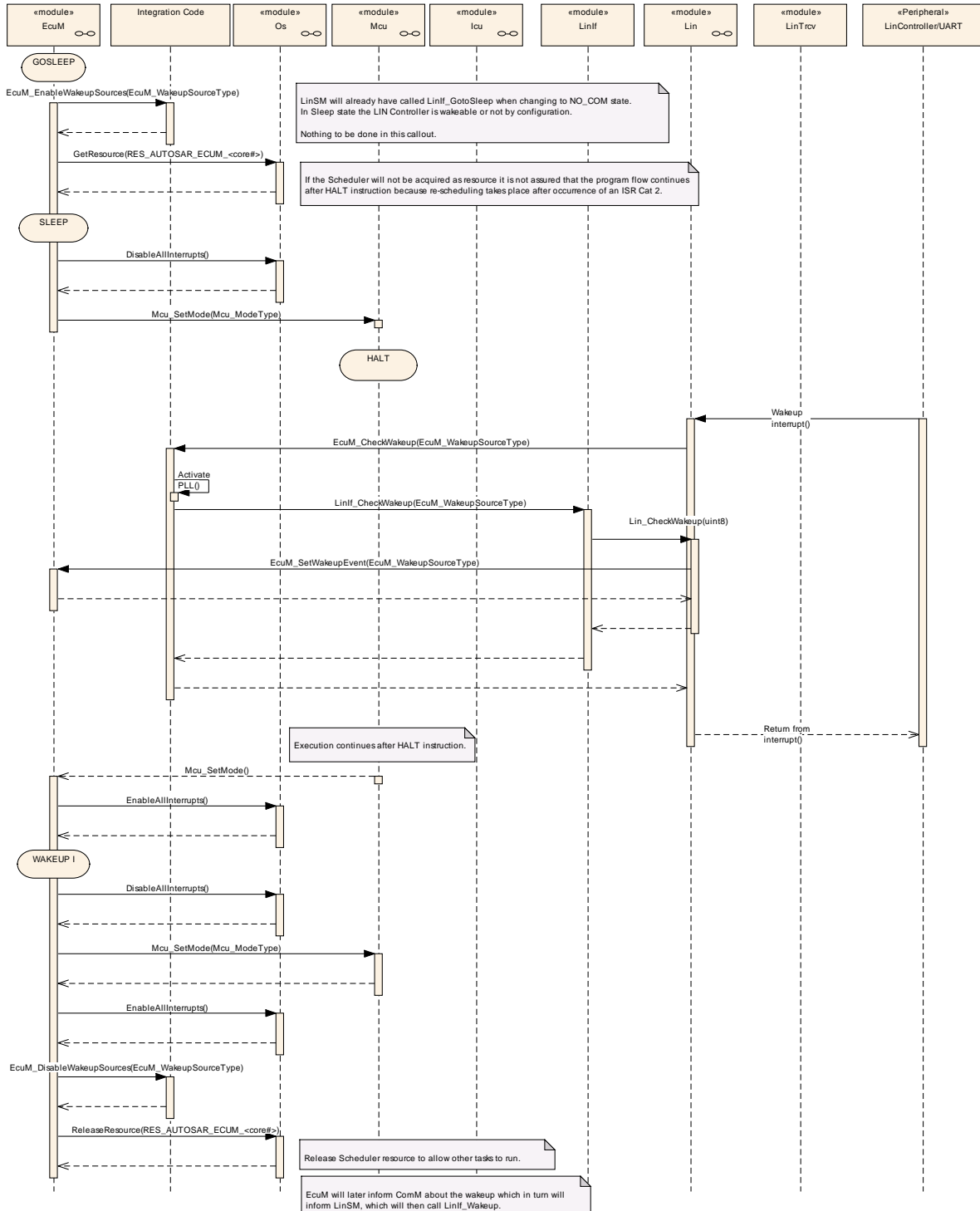


Figure 46 – LIN controller wake up by interrupt

Wake up by polling is possible for LIN transceiver and controller. The ECU State Manager module will regularly check the LIN Interface module, which in turn asks either the LIN Driver module or the LIN Transceiver Driver module, as shown in Figure 47.

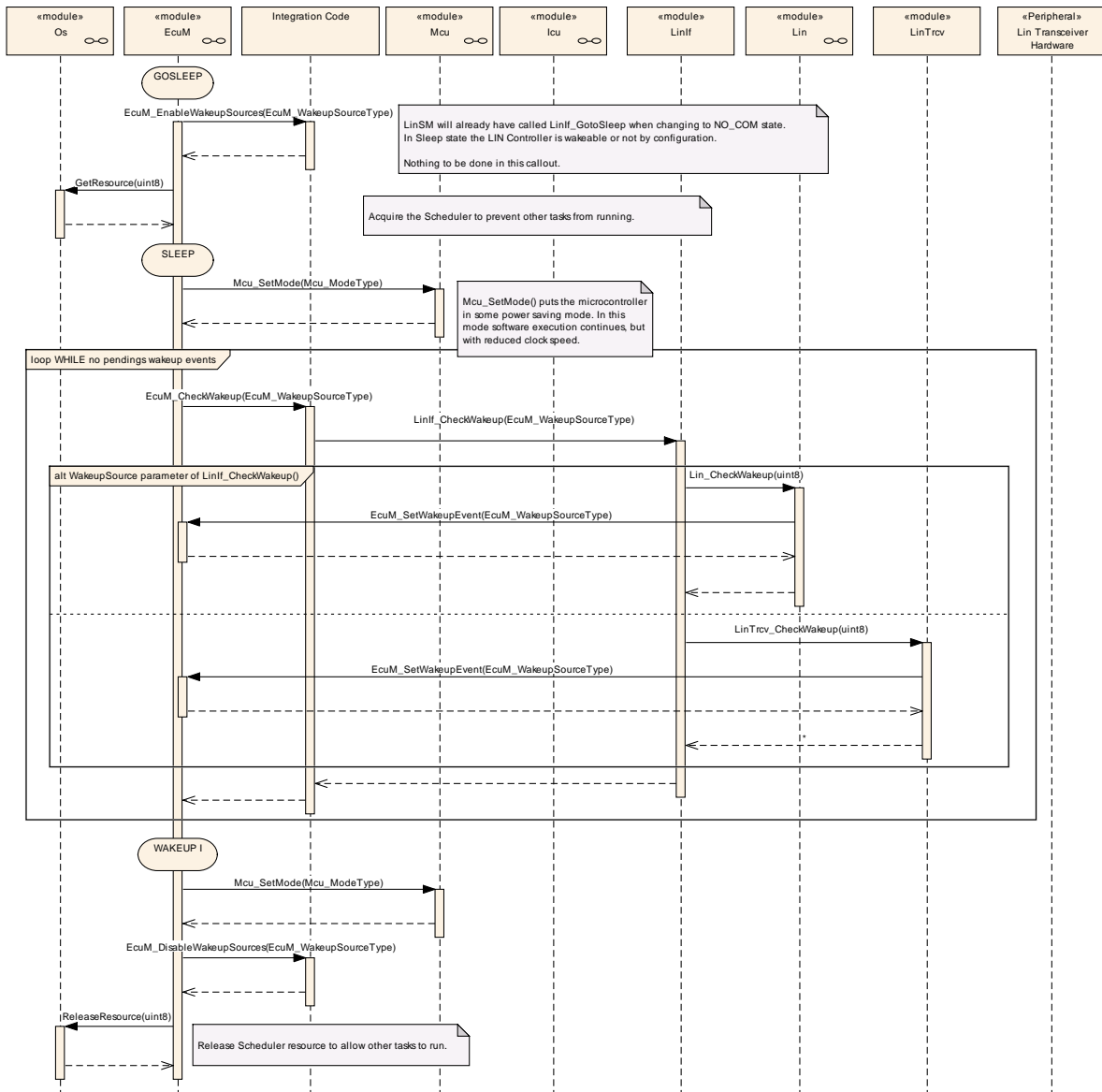


Figure 47 – LIN controller or transceiver wake up by polling

Note that LIN does not require wakeup validation.

9.2.5 FlexRay Wakeup Sequences

For FlexRay a wake up is only possible via the FlexRay transceivers. There are two transceivers for the two different channels in a FlexRay cluster. They are treated as belonging to one network and thus, there should be only one wake up source identifier configured for both channels.

Figure 48 shows the FlexRay transceiver wakeup via interrupt. The interrupt is usually handled by the ICU Driver as described in Chapter 9.2.2.

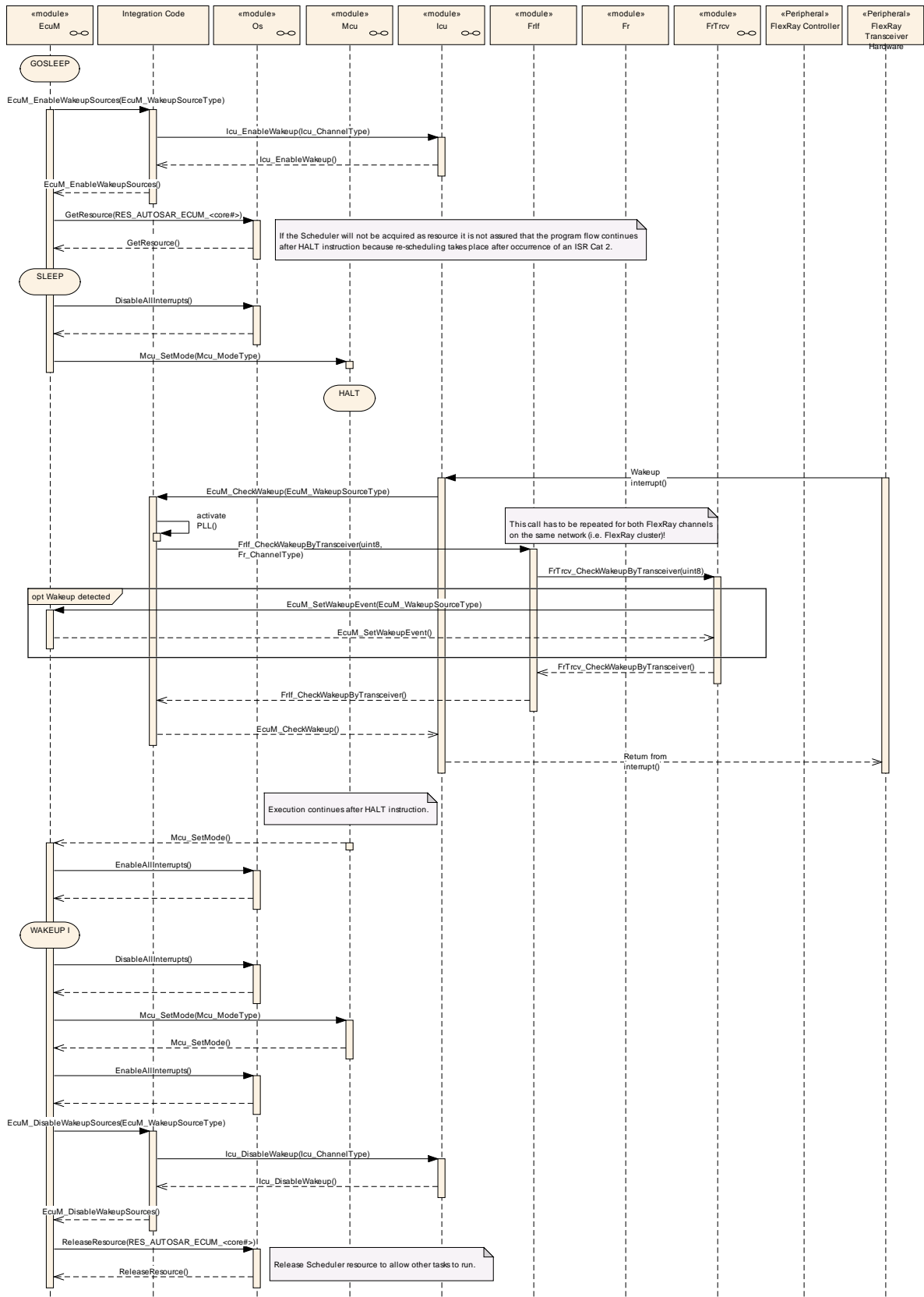


Figure 48 – FlexRay transceiver wake up by interrupt

Note that in `EcuM_CheckWakeup` (see [SWS EcuM 02929](#)) there need to be two separate calls to `Frlf_WakeupByTransceiver`, one for each FlexRay channel.

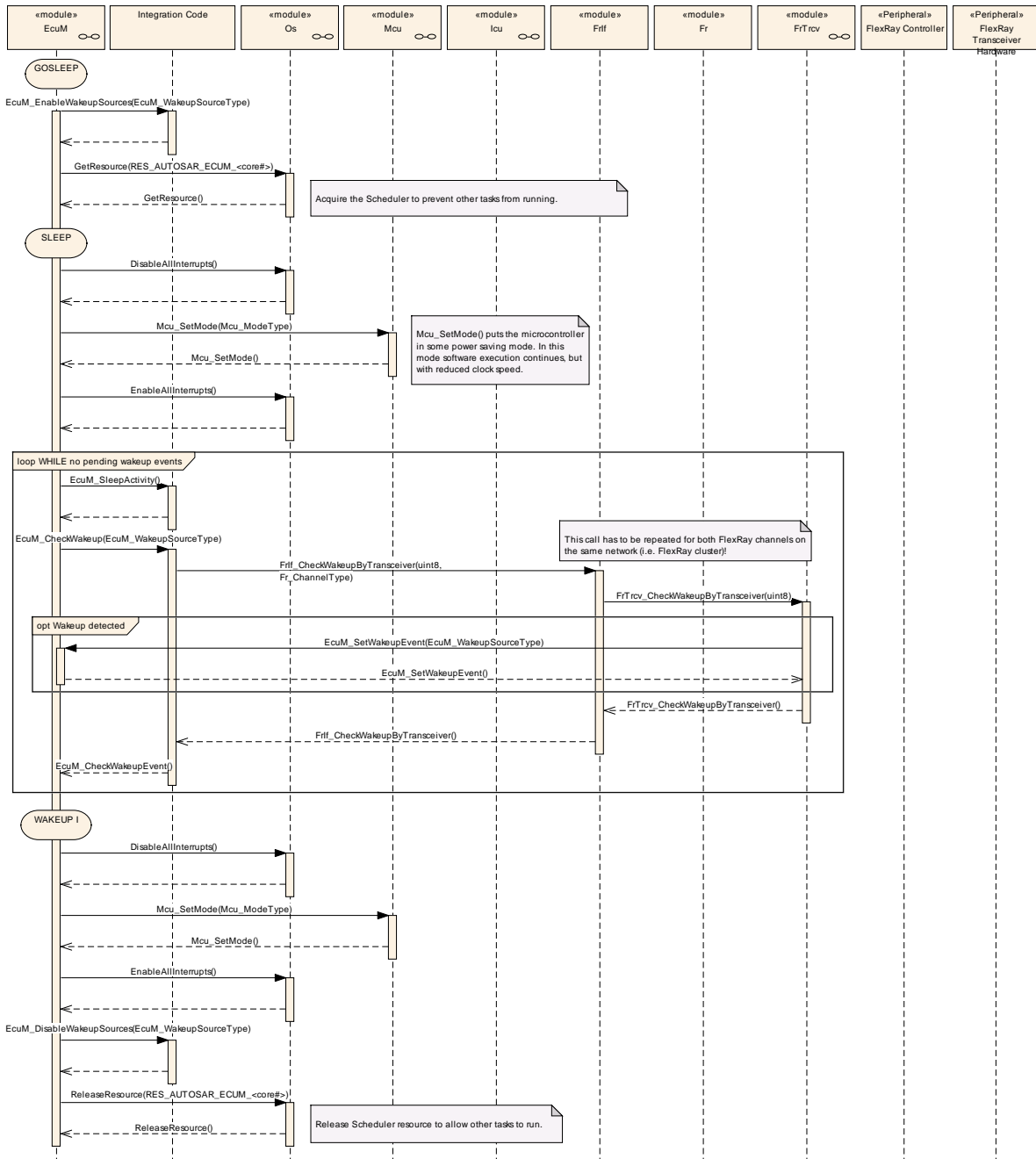


Figure 49 – FlexRay transceiver wake up by polling

10 Configuration specification

In general, this chapter defines configuration parameters and their clustering into containers.

Chapters 10.1 and 10.2 specify the structure (containers) and the parameters of the module ECU Manager.

Chapter 10.3 specifies published information of the module ECU State Manager.

[SWS_EcuM_03007] [The ECU State Manager shall support the configuration variant VARIANT-POST-BUILD: This configuration variant contains a mix of pre-compile time, link time and post-build time parameters.] (SRS_BSW_00344, SRS_BSW_00404,SRS_BSW_00405,SRS_BSW_00345)

10.1 Common Containers and configuration parameters

The following chapters summarize all configuration parameters. The detailed meanings of the parameters describe Chapters 7 and Chapter 8.

The following containers contain various references to initialization structures of BSW modules. NULL shall be a valid reference meaning ‘no configuration data available’ but only if the implementation of the initialized BSW module supports this.

10.1.1 EcuM

Module Name	<i>EcuM</i>
Module Description	Configuration of the EcuM (ECU State Manager) module.
Post-Build Variant Support	true

Included Containers		
Container Name	Multiplicity	Scope / Dependency
EcuMConfiguration	1	This container contains the configuration (parameters) of the ECU State Manager.
EcuMFixedGeneral	0..1	This container holds the general, pre-compile configuration parameters for the EcuMFixed. Only applicable if EcuMFixed is implemented.
EcuMFlexGeneral	0..1	This container holds the general, pre-compile configuration parameters for the EcuMFlex. Only applicable if EcuMFlex is implemented.
EcuMGeneral	1	This container holds the general, pre-compile configuration parameters.

10.1.2 EcuMGeneral

SWS Item	ECUC_EcuM_00116 :
Container Name	EcuMGeneral
Description	This container holds the general, pre-compile configuration parameters.
Configuration Parameters	

SWS Item	ECUC_EcuM_00108 :		
Name	EcuMDevErrorDetect		
Description	If false, no debug artifacts (e.g. calls to DET) shall remain in the executable object. Initialization of DET, however is controlled by configuration of optional BSW modules.		
Multiplicity	1		
Type	EcucBooleanParamDef		
Default value	--		
Post-Build Variant Value	false		
Value Configuration Class	Pre-compile time	X	VARIANT-POST-BUILD
	Link time	--	
	Post-build time	--	
Scope / Dependency	scope: local		

SWS Item	ECUC_EcuM_00118 :		
Name	EcuMIncludeDet		
Description	If defined, the according BSW module will be initialized by the ECU State Manager		
Multiplicity	1		
Type	EcucBooleanParamDef		
Default value	--		
Post-Build Variant Value	false		
Value Configuration Class	Pre-compile time	X	VARIANT-POST-BUILD
	Link time	--	
	Post-build time	--	
Scope / Dependency	scope: local		

SWS Item	ECUC_EcuM_00121 :		
Name	EcuMMainFunctionPeriod		
Description	This parameter defines the schedule period of EcuM_MainFunction. Unit: [s]		
Multiplicity	1		
Type	EcucFloatParamDef		
Range	0 .. INF		
Default value	--		
Post-Build Variant Value	false		
Value Configuration Class	Pre-compile time	X	VARIANT-POST-BUILD
	Link time	--	
	Post-build time	--	
Scope / Dependency	scope: ECU dependency: Dependency is applicable for EcuMFixed: SWS_EcuM_00594.		
	No Dependency for EcuMFlex.		

SWS Item	ECUC_EcuM_00149 :		
Name	EcuMVersionInfoApi		
Description	Switches the version info API on or off		
Multiplicity	1		

Type	EcucBooleanParamDef		
Default value	--		
Post-Build Variant Value	false		
Value Configuration Class	Pre-compile time	X	VARIANT-POST-BUILD
	Link time	--	
	Post-build time	--	
Scope / Dependency	scope: local		

No Included Containers

10.1.3 EcuMConfiguration

SWS Item	ECUC_EcuM_00103 :
Container Name	EcuMConfiguration
Description	This container contains the configuration (parameters) of the ECU State Manager.
Configuration Parameters	

Included Containers		
Container Name	Multiplicity	Scope / Dependency
EcuMCommonConfiguration	1	This container contains the common configuration (parameters) of the ECU State Manager.
EcuMFixedConfiguration	0..1	This container contains the configuration (parameters) of the EcuMFixed. Only applicable if EcuMFixed is implemented.
EcuMFlexConfiguration	0..1	This container contains the configuration (parameters) of the EcuMFlex. Only applicable if EcuMFlex is implemented.

10.1.4 EcuMCommonConfiguration

SWS Item	ECUC_EcuM_00181 :
Container Name	EcuMCommonConfiguration
Description	This container contains the common configuration (parameters) of the ECU State Manager.
Configuration Parameters	

SWS Item	ECUC_EcuM_00102 :	
Name	EcuMConfigConsistencyHash	
Description	A hash value generated across all pre-compile and link-time parameters of all BSW modules. This hash value is compared against a field in the EcuM_ConfigType and hence allows checking the consistency of the entire configuration.	
Multiplicity	1	
Type	EcucIntegerParamDef	
Range	0 ..	18446744073709551615
Default value	--	

Post-Build Variant Value	false		
Value Configuration Class	Pre-compile time	--	
	Link time	X	VARIANT-POST-BUILD
	Post-build time	--	
Scope / Dependency	scope: local		

SWS Item	ECUC_EcuM_00104 :		
Name	EcuMDefaultAppMode		
Description	The default application mode loaded when the ECU comes out of reset.		
Multiplicity	1		
Type	Reference to [OsAppMode]		
Post-Build Variant Value	true		
Value Configuration Class	Pre-compile time	--	
	Link time	--	
	Post-build time	X	VARIANT-POST-BUILD
Scope / Dependency	scope: local		

SWS Item	ECUC_EcuM_00183 :		
Name	EcuMOSResource		
Description	This parameter is a reference to a OS resource which is used to bring the ECU into sleep mode. In case of multi core each core shall have an own OsResource.		
Multiplicity	1..*		
Type	Reference to [OsResource]		
Post-Build Variant Multiplicity	false		
Post-Build Variant Value	false		
Multiplicity Configuration Class	Pre-compile time	X	VARIANT-POST-BUILD
	Link time	--	
	Post-build time	--	
Value Configuration Class	Pre-compile time	X	VARIANT-POST-BUILD
	Link time	--	
	Post-build time	--	
Scope / Dependency	scope: local		

Included Containers		
Container Name	Multiplicity	Scope / Dependency
EcuMDefaultShutdownTarget	1	This container describes the default shutdown target to be selected by EcuM. The actual shutdown target may be overridden by the EcuM_SelectShutdownTarget service.
EcuMDriverInitListOne	0..1	Container for Init Block 1. This container holds a list of module IDs that will be initialized. Each module in the list will be called for initialization in the list order. All modules in this list are initialized before the OS is started and so these modules require no OS support.
EcuMDriverInitListZero	0..1	Container for Init Block 0. This container holds a list of module IDs that will be initialized. Each module in the list will be called for initialization in the list order. All modules in this list are initialized before the post-build configuration has been loaded and the OS is initialized. Therefore, these modules may not use post-build configuration.
EcuMDriverRestartList	0..1	List of module IDs.
EcuMSleepMode	1..*	These containers describe the configured sleep modes. The names of these containers specify the symbolic names of

		the different sleep modes.
EcumWakeupSource	1..*	These containers describe the configured wakeup sources.

10.1.5 EcuMDefaultShutdownTarget

SWS Item	ECUC_EcuM_00105 :	
Container Name	EcuMDefaultShutdownTarget	
Description	This container describes the default shutdown target to be selected by EcuM. The actual shutdown target may be overridden by the EcuM_SelectShutdownTarget service.	
Configuration Parameters		

SWS Item	ECUC_EcuM_00107 :		
Name	EcuMDefaultState		
Description	This parameter describes the state part of the default shutdown target selected when the ECU comes out of reset. If EcuMStateSleep is selected, the parameter EcuMDefaultSleepModeRef selects the specific sleep mode.		
Multiplicity	1		
Type	EcucEnumerationParamDef		
Range	EcuMStateOff	Corresponds to ECUM_STATE_OFF in EcuM_StateType.	
	EcuMStateReset	Corresponds to ECUM_STATE_RESET in EcuM_StateType. This literal is only be applicable for EcuMFlex.	
	EcuMStateSleep	Corresponds to ECUM_STATE_SLEEP in EcuM_StateType.	
Post-Build Variant Value	true		
Value Configuration Class	Pre-compile time	--	
	Link time	--	
	Post-build time	X	VARIANT-POST-BUILD
Scope / Dependency	scope: local		

SWS Item	ECUC_EcuM_00205 :		
Name	EcuMDefaultResetModeRef		
Description	If EcuMDefaultShutdownTarget is EcuMStateReset, this parameter selects the default reset mode. Otherwise this parameter may be ignored.		
Multiplicity	0..1		
Type	Symbolic name reference to [EcuMResetMode]		
Post-Build Variant Multiplicity	true		
Post-Build Variant Value	true		
Multiplicity Configuration Class	Pre-compile time	--	
	Link time	--	
	Post-build time	X	VARIANT-POST-BUILD
Value Configuration Class	Pre-compile time	--	
	Link time	--	
	Post-build time	X	VARIANT-POST-BUILD
Scope / Dependency	scope: local		

SWS Item	ECUC_EcuM_00106 :	
-----------------	--------------------------	--

Name	EcuMDefaultSleepModeRef		
Description	If EcuMDefaultShutdownTarget is EcuMStateSleep, this parameter selects the default sleep mode. Otherwise this parameter may be ignored.		
Multiplicity	0..1		
Type	Symbolic name reference to [EcuMSleepMode]		
Post-Build Variant Multiplicity	true		
Post-Build Variant Value	true		
Multiplicity Configuration Class	Pre-compile time	--	
	Link time	--	
	Post-build time	X	VARIANT-POST-BUILD
Value Configuration Class	Pre-compile time	--	
	Link time	--	
	Post-build time	X	VARIANT-POST-BUILD
Scope / Dependency	scope: local		

No Included Containers

10.1.6 EcuMDriverInitListOne

SWS Item	ECUC_EcuM_00111 :		
Container Name	EcuMDriverInitListOne		
Description	<p>Container for Init Block I.</p> <p>This container holds a list of module IDs that will be initialized. Each module in the list will be called for initialization in the list order.</p> <p>All modules in this list are initialized before the OS is started and so these modules require no OS support.</p>		
Configuration Parameters			

Included Containers			
Container Name	Multiplicity	Scope / Dependency	
EcuMDriverInitItem	1..*	These containers describe the entries in a driver init list.	

10.1.7 EcuMDriverInitListZero

SWS Item	ECUC_EcuM_00114 :		
Container Name	EcuMDriverInitListZero		
Description	<p>Container for Init Block 0.</p> <p>This container holds a list of module IDs that will be initialized. Each module in the list will be called for initialization in the list order.</p> <p>All modules in this list are initialized before the post-build configuration has been loaded and the OS is initialized. Therefore, these modules may not use post-build configuration.</p>		
Configuration Parameters			

Included Containers			
Container Name	Multiplicity	Scope / Dependency	
EcuMDriverInitItem	1..*	These containers describe the entries in a driver init list.	

10.1.8 EcuMDriverRestartList

SWS Item	ECUC_EcuM_00115 :
Container Name	EcuMDriverRestartList
Description	List of module IDs.
Configuration Parameters	

Included Containers		
Container Name	Multiplicity	Scope / Dependency
EcuMDriverInitItem	1..*	These containers describe the entries in a driver init list.

[ECUC_EcuM_02719] [

A configuration tool shall fill the callout EcuM_AL_DriverRestart with initialization calls to the listed drivers in the order in which they occur in the list.

] ()

[ECUC_EcuM_02720] [

Entries in this list must appear in the same order as in the combined list of EcuM_DriverInitListOne and EcuM_DriverInitListTwo. This list may be a real subset though. In all other cases, the generation tool shall report an error. The included container has the same structure as EcuM_DriverInitItem.

] ()

[ECUC_EcuM_02721] [

Requirements for EcuM to initialize the BSW modules in EcuM_DriverInit and in EcuM_DriverRestart:

- 1.) EcuM code generator shall determine the function names in EcuM_AL_DriverInitItems and in EcuM_AL_DriverInitRestart based on the referenced module instance in <EcuMModuleRef> and take this as <Mip>. Therefore the function name is <Mip>_<EcuModuleService>
- 2.) If <EcuMModuleService> is not configured it shall be "Init" by default.
- 3.) Evaluation of <EcuMModuleParameter>

Example of Dem Initialization in EcuM_DriverInitItemsOne:

- EcuMDriverInitItem: DemPreInit
 - EcuMModuleParameter: VOID
 - EcuMModuleRef: .../EcucModuleConfigurationValues/Dem
 - EcuMModuleServiceId: "PreInit"
- EcuMDriverInitItem: DemInit
 - EcuMModuleRef: .../EcucModuleConfigurationValues/Dem
 - EcuMServiceId: "" => Can be empty because it's Init
 - EcuMModuleParameter: "POSTBUILD_PTR"

```
Dem_PreInit();
Dem_Init(&Dem_Config);
```

In EcuMDriverInitListZero, the EcuMModuleParameter of the EcuMDriverInitItem must be configured always to VOID.] ()

10.1.9 EcuMDriverInitItem

SWS Item	ECUC_EcuM_00110 :
Container Name	EcuMDriverInitItem
Description	These containers describe the entries in a driver init list. Attributes: requiresIndex=true
Configuration Parameters	

SWS Item	ECUC_EcuM_00123 :		
Name	EcuMModuleID		
Description	Short name of the module to be initialized, e.g. Mcu, Gpt etc. In case EcuMModuleRef is used the EcuMModuleID is optional (in case it is given it shall have the same value as the referenced module configuration).		
Multiplicity	0..1		
Type	EcucStringParamDef		
Default value	--		
maxLength	--		
minLength	--		
regularExpression	--		
Post-Build Variant Multiplicity	false		
Post-Build Variant Value	false		
Multiplicity Configuration Class	Pre-compile time	X	All Variants
	Link time	--	
	Post-build time	--	
Value Configuration Class	Pre-compile time	X	All Variants
	Link time	--	
	Post-build time	--	
Scope / Dependency	scope: local		

SWS Item	ECUC_EcuM_00224 :		
Name	EcuMModuleParameter		
Description	Definition of the function prototype and the parameter passed to the function.		
Multiplicity	1		
Type	EcucEnumerationParamDef		
Range	NULL_PTR	If NULL_PTR is configured EcuM expects as prototype: void <Mip>_<EcuMModuleService>(const <Mip>_ConfigType* <Mip>_Config). EcuM shall call this function with NULL Pointer: <Mip>_<EcuMModuleService>(NULL).	
	POSTBUILD_PTR	If POSTBUILD_PTR is configured EcuM expects as prototype: void <Mip>_<EcuMModuleService>(const <Mip>_ConfigType* <Mip>_Config). EcuM shall call this function with a valid pointer: <Mip>_<EcuMModuleService>(&<Mip>_Config[Predefinedvariant.shortName]).	
	VOID	If VOID is configured EcuM expects as prototype: void	

		<Mip>_<EcuMModuleService>(void). EcuM will call <Mip>_<EcuMModuleService>().	
Post-Build Variant Value	false		
Value Configuration Class	Pre-compile time	X	All Variants
	Link time	--	
	Post-build time	--	
Scope / Dependency	scope: local		

SWS Item	ECUC_EcuM_00124 :		
Name	EcuMModuleService		
Description	The service to be called to initialize that module, e.g. Init, PreInit, Start etc. If nothing is defined "Init" is taken by default.		
Multiplicity	0..1		
Type	EcucStringParamDef		
Default value	--		
maxLength	--		
minLength	--		
regularExpression	--		
Post-Build Variant Multiplicity	false		
Post-Build Variant Value	false		
Multiplicity Configuration Class	Pre-compile time	X	All Variants
	Link time	--	
	Post-build time	--	
Value Configuration Class	Pre-compile time	X	All Variants
	Link time	--	
	Post-build time	--	
Scope / Dependency	scope: local		

SWS Item	ECUC_EcuM_00223 :		
Name	EcuMModuleRef		
Description	Foreign reference to the configuration of a module instance which shall be initialized by EcuM		
Multiplicity	1		
Type	Foreign reference to [ECUC-MODULE-CONFIGURATION-VALUES]		
Post-Build Variant Multiplicity	false		
Post-Build Variant Value	false		
Multiplicity Configuration Class	Pre-compile time	X	All Variants
	Link time	--	
	Post-build time	--	
Value Configuration Class	Pre-compile time	X	All Variants
	Link time	--	
	Post-build time	--	
Scope / Dependency	scope: local		

No Included Containers

10.1.10 EcuMSleepMode

SWS Item	ECUC_EcuM_00131 :
Container Name	EcuMSleepMode
Description	These containers describe the configured sleep modes. The names of these containers specify the symbolic names of the different sleep modes.
Configuration Parameters	

SWS Item	ECUC_EcuM_00132 :		
Name	EcuMSleepModelId		
Description	This ID identifies this sleep mode in services like EcuM_SelectShutdownTarget.		
Multiplicity	1		
Type	EcucIntegerParamDef (Symbolic Name generated for this parameter)		
Range	0 .. 255		
Default value	--		
Post-Build Variant Value	false		
Value Configuration Class	Pre-compile time	X	VARIANT-POST-BUILD
	Link time	--	
	Post-build time	--	
Scope / Dependency	scope: ECU		

SWS Item	ECUC_EcuM_00136 :		
Name	EcuMSleepModeSuspend		
Description	Flag, which is set true, if the CPU is suspended, halted, or powered off in the sleep mode. If the CPU keeps running in this sleep mode, then this flag must be set to false.		
Multiplicity	1		
Type	EcucBooleanParamDef		
Default value	--		
Post-Build Variant Value	false		
Value Configuration Class	Pre-compile time	X	VARIANT-POST-BUILD
	Link time	--	
	Post-build time	--	
Scope / Dependency	scope: local		

SWS Item	ECUC_EcuM_00133 :		
Name	EcuMSleepModeMcuModeRef		
Description	This parameter is a reference to the corresponding MCU mode for this sleep mode.		
Multiplicity	1		
Type	Symbolic name reference to [McuModeSettingConf]		
Post-Build Variant Value	false		
Value Configuration Class	Pre-compile time	X	VARIANT-POST-BUILD
	Link time	--	
	Post-build time	--	
Scope / Dependency	scope: local		

SWS Item	ECUC_EcuM_00152 :		
Name	EcuMWakeUpSourceMask		
Description	These parameters are references to the wakeup sources that shall be enabled for this sleep mode.		
Multiplicity	1..*		
Type	Symbolic name reference to [EcuMWakeUpSource]		
Post-Build Variant	false		

Multiplicity			
Post-Build Variant Value	false		
Multiplicity Configuration Class	Pre-compile time	X	VARIANT-POST-BUILD
	Link time	--	
	Post-build time	--	
Value Configuration Class	Pre-compile time	X	VARIANT-POST-BUILD
	Link time	--	
	Post-build time	--	
Scope / Dependency	scope: local		

No Included Containers

10.1.11 EcuMWakeUpSource

SWS Item	ECUC_EcuM_00150 :
Container Name	EcuMWakeupSource
Description	These containers describe the configured wakeup sources.
Configuration Parameters	

SWS Item	ECUC_EcuM_00208 :		
Name	EcuMCheckWakeupTimeout		
Description	This Parameter is the initial Value for the Time of the EcuM to delay shut down of the ECU if the check of the Wakeup Source is done asynchronously (CheckWakeupTimer). The unit is in seconds.		
Multiplicity	0..1		
Type	EcucFloatParamDef		
Range	0 .. 10		
Default value	0		
Post-Build Variant Multiplicity	false		
Post-Build Variant Value	false		
Multiplicity Configuration Class	Pre-compile time	X	All Variants
	Link time	--	
	Post-build time	--	
Value Configuration Class	Pre-compile time	X	All Variants
	Link time	--	
	Post-build time	--	
Scope / Dependency	scope: local		

SWS Item	ECUC_EcuM_00148 :		
Name	EcuMValidationTimeout		
Description	The validation timeout (period for which the ECU State Manager will wait for the validation of a wakeup event) can be defined for each wakeup source independently. The timeout is specified in seconds. When the timeout is not instantiated, there is no validation routine and the ECU Manager shall not validate the wakeup source.		
Multiplicity	0..1		
Type	EcucFloatParamDef		
Range	0 .. INF		
Default value	--		
Post-Build Variant	false		

Multiplicity			
Post-Build Variant Value	false		
Multiplicity Configuration Class	Pre-compile time	X	VARIANT-POST-BUILD
	Link time	--	
	Post-build time	--	
Value Configuration Class	Pre-compile time	X	VARIANT-POST-BUILD
	Link time	--	
	Post-build time	--	
Scope / Dependency	scope: local		

SWS Item	ECUC_EcuM_00151 :		
Name	EcuMWakeupSourceId		
Description	This parameter defines the identifier of this wakeup source.		
Multiplicity	1		
Type	EcucIntegerParamDef (Symbolic Name generated for this parameter)		
Range	0 .. 31		
Default value	--		
Post-Build Variant Value	false		
Value Configuration Class	Pre-compile time	X	VARIANT-POST-BUILD
	Link time	--	
	Post-build time	--	
Scope / Dependency	scope: ECU		

SWS Item	ECUC_EcuM_00153 :		
Name	EcuMWakeupSourcePolling		
Description	This parameter describes if the wakeup source needs polling.		
Multiplicity	1		
Type	EcucBooleanParamDef		
Default value	--		
Post-Build Variant Value	false		
Value Configuration Class	Pre-compile time	X	VARIANT-POST-BUILD
	Link time	--	
	Post-build time	--	
Scope / Dependency	scope: local		

SWS Item	ECUC_EcuM_00101 :		
Name	EcuMComMChannelRef		
Description	This parameter is a reference to a Network (channel) defined in the Communication Manager. No reference indicates that the wakeup source is not a communication channel.		
Multiplicity	0..1		
Type	Symbolic name reference to [ComMChannel]		
Post-Build Variant Multiplicity	false		
Post-Build Variant Value	false		
Multiplicity Configuration Class	Pre-compile time	X	VARIANT-POST-BUILD
	Link time	--	
	Post-build time	--	
Value Configuration Class	Pre-compile time	X	VARIANT-POST-BUILD
	Link time	--	
	Post-build time	--	
Scope / Dependency	scope: local		

SWS Item	ECUC_EcuM_00128 :		
Name	EcuMResetReasonRef		

Description	This parameter describes the mapping of reset reasons detected by the MCU driver into wakeup sources.		
Multiplicity	0..*		
Type	Symbolic name reference to [McuResetReasonConf]		
Post-Build Variant Multiplicity	false		
Post-Build Variant Value	false		
Multiplicity Configuration Class	Pre-compile time	X	VARIANT-POST-BUILD
	Link time	--	
	Post-build time	--	
Value Configuration Class	Pre-compile time	X	VARIANT-POST-BUILD
	Link time	--	
	Post-build time	--	
Scope / Dependency	scope: local		

No Included Containers

10.2 EcuM-Flex Containers and configuration parameters

10.2.1 EcuMFlexGeneral

SWS Item	ECUC_EcuM_00168 :		
Container Name	EcuMFlexGeneral		
Description	This container holds the general, pre-compile configuration parameters for the EcuMFlex. Only applicable if EcuMFlex is implemented.		
Configuration Parameters			

SWS Item	ECUC_EcuM_00199 :		
Name	EcuMAlarmClockPresent		
Description	This flag indicates whether the optional AlarmClock feature is present.		
Multiplicity	1		
Type	EcucBooleanParamDef		
Default value	--		
Post-Build Variant Value	false		
Value Configuration Class	Pre-compile time	X	All Variants
	Link time	--	
	Post-build time	--	
Scope / Dependency	scope: local		

SWS Item	ECUC_EcuM_00221 :		
Name	EcuMModeHandling		
Description	If false, Run Request Protocol is not performed.		
Multiplicity	0..1		
Type	EcucBooleanParamDef		
Default value	--		
Post-Build Variant Multiplicity	false		
Post-Build Variant Value	false		

Multiplicity Configuration Class	Pre-compile time	X	VARIANT-POST-BUILD
	Link time	--	
	Post-build time	--	
Value Configuration Class	Pre-compile time	X	VARIANT-POST-BUILD
	Link time	--	
	Post-build time	--	
Scope / Dependency	scope: local		

SWS Item	ECUC_EcuM_00171 :		
Name	EcuMResetLoopDetection		
Description	If false, no reset loop detection is performed. If this configuration parameter exists and is set to true, the callout "EcuM_LoopDetection" is called during startup of EcuM (during StartPreOS).		
Multiplicity	0..1		
Type	EcucBooleanParamDef		
Default value	--		
Post-Build Variant Multiplicity	false		
Post-Build Variant Value	false		
Multiplicity Configuration Class	Pre-compile time	X	All Variants
	Link time	--	
	Post-build time	--	
Value Configuration Class	Pre-compile time	X	All Variants
	Link time	--	
	Post-build time	--	
Scope / Dependency	scope: local		

SWS Item	ECUC_EcuM_00210 :		
Name	EcuMSetProgrammableInterrupts		
Description	If this configuration parameter exists and is to true, the callout "EcuM_AL_SetProgrammableInterrupts" is called during startup of EcuM (during StartPreOS).		
Multiplicity	0..1		
Type	EcucBooleanParamDef		
Default value	--		
Post-Build Variant Multiplicity	false		
Post-Build Variant Value	false		
Multiplicity Configuration Class	Pre-compile time	X	VARIANT-POST-BUILD
	Link time	--	
	Post-build time	--	
Value Configuration Class	Pre-compile time	X	VARIANT-POST-BUILD
	Link time	--	
	Post-build time	--	
Scope / Dependency	scope: local		

SWS Item	ECUC_EcuM_00200 :		
Name	EcuMAlarmWakeupSource		
Description	This parameter describes the reference to the EcuMWakeupSource being used for the EcuM AlarmClock.		
Multiplicity	0..1		
Type	Symbolic name reference to [EcuMWakeupSource]		
Post-Build Variant Multiplicity	false		
Post-Build Variant Value	false		
Multiplicity Configuration	Pre-compile time	X	All Variants

Class	Link time	--	
	Post-build time	--	
Value Configuration Class	Pre-compile time	X	All Variants
	Link time	--	
	Post-build time	--	
Scope / Dependency	scope: local		

No Included Containers

10.2.2 EcuMFlexConfiguration

SWS Item	ECUC_EcuM_00167 :		
Container Name	EcuMFlexConfiguration		
Description	This container contains the configuration (parameters) of the EcuMFlex. Only applicable if EcuMFlex is implemented.		
Configuration Parameters			

SWS Item	ECUC_EcuM_00204 :		
Name	EcuMNormalMcuModeRef		
Description	This parameter is a reference to the normal MCU mode to be restored after a sleep.		
Multiplicity	1		
Type	Symbolic name reference to [McuModeSettingConf]		
Post-Build Variant Value	false		
Value Configuration Class	Pre-compile time	X	All Variants
	Link time	--	
	Post-build time	--	
Scope / Dependency	scope: local		

SWS Item	ECUC_EcuM_00217 :		
Name	EcuMPartitionRef		
Description	Reference denotes the partition a EcuM shall run inside. Please note that in case of a multicore ECU this reference is mandatory.		
Multiplicity	0..*		
Type	Reference to [EcucPartition]		
Post-Build Variant Multiplicity	false		
Post-Build Variant Value	false		
Multiplicity Configuration Class	Pre-compile time	X	All Variants
	Link time	--	
	Post-build time	--	
Value Configuration Class	Pre-compile time	X	All Variants
	Link time	--	
	Post-build time	--	
Scope / Dependency	scope: local		

Included Containers		
Container Name	Multiplicity	Scope / Dependency
EcuMAlarmClock	0..*	These containers describe the configured alarm clocks. The name of these containers allows giving a symbolic name to one alarm clock.

EcuMFlexUserConfig	1..*	These containers describe the identifiers that are needed to refer to a software component or another appropriate entity in the system which uses the EcuMFlex Interfaces.
EcuMGoDownAllowedUsers	0..1	This container describes the collection of allowed users which are allowed to call the EcuM_GoDown API.
EcuMResetMode	1..*	These containers describe the configured reset modes. The name of these containers allows one of the following symbolic names to be given to the different reset modes: - ECUM_RESET_MCU - ECUM_RESET_WDG - ECUM_RESET_IO.
EcuMSetClockAllowedUsers	0..1	This container describes the collection of allowed users which are allowed to call the EcuM_SetClock API.
EcuMShutdownCause	1..*	These containers describe the configured shut down or reset causes. The name of these containers allows to give one of the following symbolic names to the different shut down causes: - ECUM_CAUSE_ECU_STATE - ECU state machine entered a state for shutdown, - ECUM_CAUSE_WDGM - WdgM detected failure, - ECUM_CAUSE_DCM - Dcm requests shutdown (split into UDS services?), - and values from configuration.

10.2.3 EcuMAlarmClock

SWS Item	ECUC_EcuM_00184 :		
Container Name	EcuMAlarmClock		
Description	These containers describe the configured alarm clocks. The name of these containers allows giving a symbolic name to one alarm clock.		
Configuration Parameters			

SWS Item	ECUC_EcuM_00186 :		
Name	EcuMAlarmClockId		
Description	This ID identifies this alarmclock.		
Multiplicity	1		
Type	EcucIntegerParamDef (Symbolic Name generated for this parameter)		
Range	0 .. 255		
Default value	--		
Post-Build Variant Value	false		
Value Configuration Class	Pre-compile time	X	All Variants
	Link time	--	
	Post-build time	--	
Scope / Dependency	scope: local		

SWS Item	ECUC_EcuM_00188 :		
Name	EcuMAlarmClockTimeOut		
Description	This parameter allows to define a timeout for this alarm clock.		
Multiplicity	1		
Type	EcucFloatParamDef		
Range	0 .. INF		
Default value	--		
Post-Build Variant Value	false		
Value Configuration Class	Pre-compile time	X	All Variants

	Link time	--	
	Post-build time	--	
Scope / Dependency	scope: local		

SWS Item	ECUC_EcuM_00195 :		
Name	EcuMAlarmClockUser		
Description	This parameter allows an alarm to be assigned to a user.		
Multiplicity	1		
Type	Symbolic name reference to [EcuMFlexUserConfig]		
Post-Build Variant Value	false		
Value Configuration Class	Pre-compile time	X	All Variants
	Link time	--	
	Post-build time	--	
Scope / Dependency	scope: local		

No Included Containers

10.2.4 EcuMFlexUserConfig

SWS Item	ECUC_EcuM_00201 :		
Container Name	EcuMFlexUserConfig		
Description	These containers describe the identifiers that are needed to refer to a software component or another appropriate entity in the system which uses the EcuMFlex Interfaces.		
Configuration Parameters			

SWS Item	ECUC_EcuM_00146 :		
Name	EcuMFlexUser		
Description	Parameter used to identify one user.		
Multiplicity	1		
Type	EcuIntegerParamDef (Symbolic Name generated for this parameter)		
Range	0 .. 255		
Default value	--		
Post-Build Variant Value	false		
Value Configuration Class	Pre-compile time	X	VARIANT-POST-BUILD
	Link time	--	
	Post-build time	--	
Scope / Dependency	scope: local		

SWS Item	ECUC_EcuM_00203 :		
Name	EcuMFlexEcucPartitionRef		
Description	Denotes in which "EcucPartition" the user of the EcuM is executed.		
Multiplicity	0..1		
Type	Reference to [EcucPartition]		
Post-Build Variant Multiplicity	false		
Post-Build Variant Value	false		
Multiplicity Configuration Class	Pre-compile time	X	VARIANT-POST-BUILD
	Link time	--	
	Post-build time	--	
Value Configuration Class	Pre-compile time	X	VARIANT-POST-BUILD

	Link time	--	
	Post-build time	--	
Scope / Dependency	scope: local		

No Included Containers

10.2.5 EcuMGoDownAllowedUsers

SWS Item	ECUC_EcuM_00206 :		
Container Name	EcuMGoDownAllowedUsers		
Description	This container describes the collection of allowed users which are allowed to call the EcuM_GoDown API.		
Configuration Parameters			

SWS Item	ECUC_EcuM_00207 :		
Name	EcuMGoDownAllowedUserRef		
Description	These parameters describe the references to the users which are allowed to call the EcuM_GoDown API.		
Multiplicity	1..*		
Type	Symbolic name reference to [EcuMFlexUserConfig]		
Post-Build Variant Multiplicity	false		
Post-Build Variant Value	false		
Multiplicity Configuration Class	Pre-compile time	X	All Variants
	Link time	--	
	Post-build time	--	
Value Configuration Class	Pre-compile time	X	All Variants
	Link time	--	
	Post-build time	--	
Scope / Dependency	scope: local		

No Included Containers

10.2.6 EcuMResetMode

SWS Item	ECUC_EcuM_00172 :		
Container Name	EcuMResetMode		
Description	These containers describe the configured reset modes. The name of these containers allows one of the following symbolic names to be given to the different reset modes: - ECUM_RESET_MCU - ECUM_RESET_WDG - ECUM_RESET_IO.		
Configuration Parameters			

SWS Item	ECUC_EcuM_00173 :		
Name	EcuMResetModeId		
Description	This ID identifies this reset mode in services like EcuM_SelectShutdownTarget.		

Multiplicity	1		
Type	EcucIntegerParamDef (Symbolic Name generated for this parameter)		
Range	0 .. 255		
Default value	--		
Post-Build Variant Value	false		
Value Configuration Class	Pre-compile time	X	All Variants
	Link time	--	
	Post-build time	--	
Scope / Dependency	scope: local		

No Included Containers

10.2.7 EcuMSetClockAllowedUsers

SWS Item	ECUC_EcuM_00197 :		
Container Name	EcuMSetClockAllowedUsers		
Description	This container describes the collection of allowed users which are allowed to call the EcuM_SetClock API.		
Configuration Parameters			

SWS Item	ECUC_EcuM_00198 :		
Name	EcuMSetClockAllowedUserRef		
Description	These parameters describe the references to the users which are allowed to call the EcuM_SetClock API.		
Multiplicity	1..*		
Type	Symbolic name reference to [EcuMFlexUserConfig]		
Post-Build Variant Multiplicity	false		
Post-Build Variant Value	false		
Multiplicity Configuration Class	Pre-compile time	X	All Variants
	Link time	--	
	Post-build time	--	
Value Configuration Class	Pre-compile time	X	All Variants
	Link time	--	
	Post-build time	--	
Scope / Dependency	scope: local		

No Included Containers

10.2.8 EcuMShutdownCause

SWS Item	ECUC_EcuM_00175 :		
Container Name	EcuMShutdownCause		
Description	<p>These containers describe the configured shut down or reset causes. The name of these containers allows to give one of the following symbolic names to the different shut down causes: - ECUM_CAUSE_ECU_STATE - ECU state machine entered a state for shutdown, - ECUM_CAUSE_WDGM - WdgM detected failure, - ECUM_CAUSE_DCM - Dcm requests shutdown (split into UDS services?), - and values from configuration.</p>		

Configuration Parameters

SWS Item	ECUC_EcuM_00176 :		
Name	EcuMShutdownCauseId		
Description	This ID identifies this shut down cause.		
Multiplicity	1		
Type	EcuIntegerParamDef (Symbolic Name generated for this parameter)		
Range	0 .. 255		
Default value	--		
Post-Build Variant Value	false		
Value Configuration Class	Pre-compile time	X	All Variants
	Link time	--	
	Post-build time	--	
Scope / Dependency	scope: local		

No Included Containers

10.3 Published Information

Currently there exists no published information except the ones specified in SWS BSW General.

11 Not applicable requirements

[SWS_EcuM_09999]These requirements are not applicable to this specification.](SRS_BSW_00159,SRS_BSW_00167,SRS_BSW_00406,SRS_BSW_00437,SRS_BSW_00168,SRS_BSW_00426,SRS_BSW_00427,SRS_BSW_00432,BSW00434,SRS_BSW_00417,SRS_BSW_00422,SRS_BSW_00161,SRS_BSW_00162,SRS_BSW_00005,SRS_BSW_00415,SRS_BSW_00325,SRS_BSW_00164,SRS_BSW_00326,SRS_BSW_00160,SRS_BSW_00453,SRS_BSW_00413,SRS_BSW_00347,SRS_BSW_00307,SRS_BSW_00450,SRS_BSW_00410,SRS_BSW_00314,SRS_BSW_00348,SRS_BSW_00353,SRS_BSW_00361,SRS_BSW_00439,SRS_BSW_00449,SRS_BSW_00308,SRS_BSW_00309,SRS_BSW_00330,BSW00446,SRS_BSW_00010,SRS_BSW_00341,SRS_BSW_00334)