

<b>Document Title</b>	Specification of Floating Point Interpolation Routines
<b>Document Owner</b>	AUTOSAR
<b>Document Responsibility</b>	AUTOSAR
<b>Document Identification No</b>	398
<b>Document Classification</b>	Standard
<b>Document Version</b>	1.4.0
<b>Document Status</b>	Final
<b>Part of Release</b>	4.1
<b>Revision</b>	2

<b>Document Change History</b>			
<b>Date</b>	<b>Version</b>	<b>Changed by</b>	<b>Change Description</b>
31.10.2013	1.4.0	AUTOSAR Release Management	<ul style="list-style-type: none"> <li>• Corrected array-out-of-bounds for Ifl_IpoMap function</li> <li>• Editorial changes</li> </ul>
27.02.2013	1.3.0	AUTOSAR Administration	<ul style="list-style-type: none"> <li>• Corrected the formula for integrated map interpolation and map interpolation</li> <li>• Corrected array out-of-bounds for curve interpolation</li> <li>• Modified the reference to non-existent metamodel element-CalprmElementPrototype to ParameterDataPrototype</li> <li>• Corrected for 'DependencyOnArtifact'</li> </ul>
12.12.2011	1.2.0	AUTOSAR Administration	<ul style="list-style-type: none"> <li>• Error classification support and definition removed as DET call not supported by library</li> <li>• Configuration parameter description / support removed for XXX_GetVersionInfo routine.</li> <li>• XXX_GetVersionInfo routine name corrected.</li> </ul>
15.11.2010	1.1.0	AUTOSAR Administration	<ul style="list-style-type: none"> <li>• DPSearch function optimised using structure pointer</li> <li>• Removal of normalised functions</li> </ul>
07.12.2009	1.0.0	AUTOSAR Administration	Initial Release

## **Disclaimer**

This specification and the material contained in it, as released by AUTOSAR is for the purpose of information only. AUTOSAR and the companies that have contributed to it shall not be liable for any use of the specification.

The material contained in this specification is protected by copyright and other types of Intellectual Property Rights. The commercial exploitation of the material contained in this specification requires a license to such Intellectual Property Rights.

This specification may be utilized or reproduced without any modification, in any form or by any means, for informational purposes only.

For any other purpose, no part of the specification may be utilized or reproduced, in any form or by any means, without permission in writing from the publisher.

The AUTOSAR specifications have been developed for automotive applications only. They have neither been developed, nor tested for non-automotive applications.

The word AUTOSAR and the AUTOSAR logo are registered trademarks.

## **Advice for users**

AUTOSAR Specification Documents may contain exemplary items (exemplary reference models, "use cases", and/or references to exemplary technical solutions, devices, processes or software).

Any such exemplary items are contained in the Specification Documents for illustration purposes only, and they themselves are not part of the AUTOSAR Standard. Neither their presence in such Specification Documents, nor any later documentation of AUTOSAR conformance of products actually implementing such exemplary items, imply that intellectual property rights covering such exemplary items are licensed under the same rules as applicable to the AUTOSAR Standard.

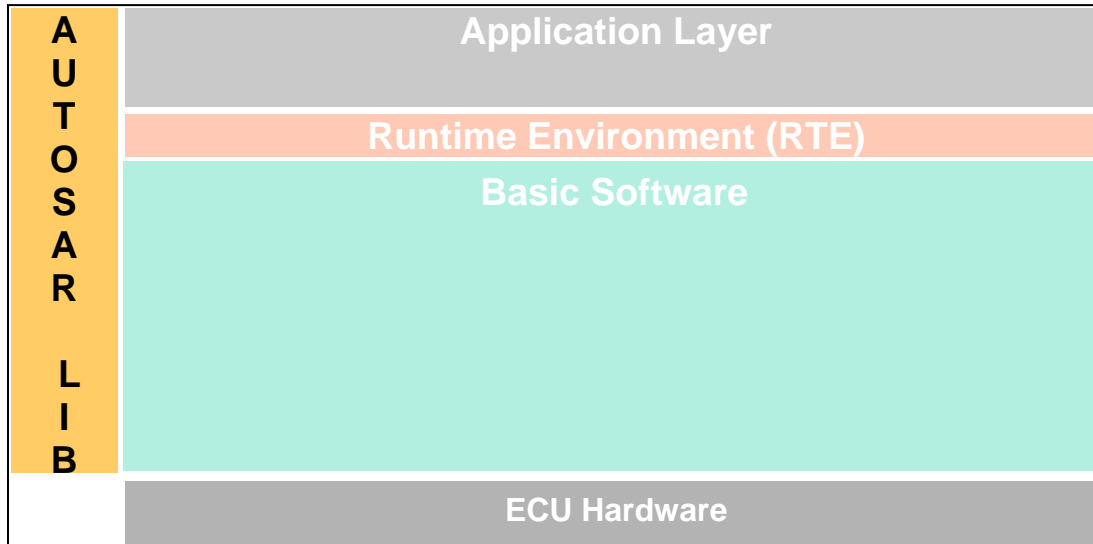
## Table of Contents

1	Introduction and functional overview .....	5
2	Acronyms and abbreviations .....	6
3	Related documentation.....	7
3.1	Input documents .....	7
3.2	Related standards and norms.....	7
4	Constraints and assumptions .....	8
4.1	Limitations .....	8
4.2	Applicability to car domains .....	8
5	Dependencies to other modules.....	9
5.1	File structure.....	9
6	Requirements traceability .....	10
7	Functional specification .....	12
7.1	Error classification .....	12
7.2	Error detection .....	12
7.3	Error notification .....	12
7.4	Initialization and shutdown.....	12
7.5	Using Library API.....	12
7.6	library implementation .....	13
8	Routine specification .....	15
8.1	Imported types.....	15
8.2	Type definitions .....	15
8.3	Comment about rounding .....	16
8.4	Comment about routines optimized for target.....	16
8.5	Interpolation routines definitions .....	17
8.5.1	Distributed data point search and interpolation.....	18
8.5.1.1	Data Point Search.....	18
8.5.1.2	Curve interpolation.....	19
8.5.1.3	Map interpolation .....	20
8.5.1.4	Single point interpolation .....	21
8.5.2	Integrated data point search and interpolation.....	22
8.5.2.1	Integrated curve interpolation .....	22
8.5.2.2	Integrated map interpolation .....	23
8.5.3	Record layouts for interpolation routines .....	25
8.5.3.1	Record layout definitions .....	25
8.6	Examples of use of functions.....	25
8.7	Version API.....	25
8.7.1	Ifl_GetVersionInfo .....	25
8.8	Call-back notifications.....	26
8.9	Scheduled routines.....	26
8.10	Expected Interfaces .....	26
8.10.1	Mandatory Interfaces .....	26

8.10.2	Optional Interfaces.....	26
8.10.3	Configurable interfaces.....	26
9	Sequence diagrams .....	27
10	Configuration specification.....	28
10.1	Published Information.....	28
10.2	Configuration option.....	28
11	Not applicable requirements .....	29

## 1 Introduction and functional overview

AUTOSAR Library routines are the part of system services in AUTOSAR architecture and below figure shows position of AUTOSAR library in layered architecture.



**Figure : Layered architecture**

This specification specifies the functionality, API and the configuration of the AUTOSAR library dedicated to interpolation and lookup routines for floating point values.

The interpolation library contains the following routines:

- Distributed data point search and interpolation
- Integrated data point search and interpolation

All routines are re-entrant. They may be used by multiple runnables at the same time.

## 2 Acronyms and abbreviations

Acronyms and abbreviations, which have a local scope and therefore are not contained in the AUTOSAR glossary, must appear in a local glossary.

<b>Abbreviation / Acronym</b>	<b>Description</b>
DET	Development Error Tracer
ROM	Read only memory
hex	Hexadecimal
Rev	Revision
f32	Mnemonic for the float32, specified in AUTOSAR_SWS_PlatformTypes
IFL	Interpolation Floating point Library
Mn	Mnemonic
Lib	Library
s16	Mnemonic for the sint16, specified in AUTOSAR_SWS_PlatformTypes
s32	Mnemonic for the sint32, specified in AUTOSAR_SWS_PlatformTypes
s8	Mnemonic for the sint8, specified in AUTOSAR_SWS_PlatformTypes
u16	Mnemonic for the uint16, specified in AUTOSAR_SWS_PlatformTypes
u32	Mnemonic for the uint32, specified in AUTOSAR_SWS_PlatformTypes
u8	Mnemonic for the uint8, specified in AUTOSAR_SWS_PlatformTypes

### **3 Related documentation**

#### **3.1 Input documents**

- [1] List of Basic Software Modules,  
AUTOSAR\_TR\_BSWModuleList.pdf
- [2] Layered Software Architecture,  
AUTOSAR\_EXP\_LayeredSoftwareArchitecture.pdf
- [3] General Requirements on Basic Software Modules,  
AUTOSAR\_SRS\_BSWGeneral.pdf
- [4] Specification of ECU Configuration,  
AUTOSAR\_TPS\_ECUConfiguration.pdf
- [5] Basic Software Module Description Template,  
AUTOSAR\_TPS\_BSWModuleDescriptionTemplate.pdf
- [6] Specification of Platform Types,  
AUTOSAR\_SWS\_PlatformTypes.pdf
- [7] Specification of Standard Types,  
AUTOSAR\_SWS\_StandardTypes.pdf
- [8] Requirement on Libraries,  
AUTOSAR\_SRS\_Libraries.pdf
- [9] Specification of Memory Mapping,  
AUTOSAR\_SWS\_MemoryMapping.pdf

#### **3.2 Related standards and norms**

- [10] ISO/IEC 9899:1990 Programming Language – C
- [11] MISRA-C 2004: Guidelines for the use of the C language in critical systems, October 2004

## **4 Constraints and assumptions**

### **4.1 Limitations**

No limitations.

### **4.2 Applicability to car domains**

No restrictions.

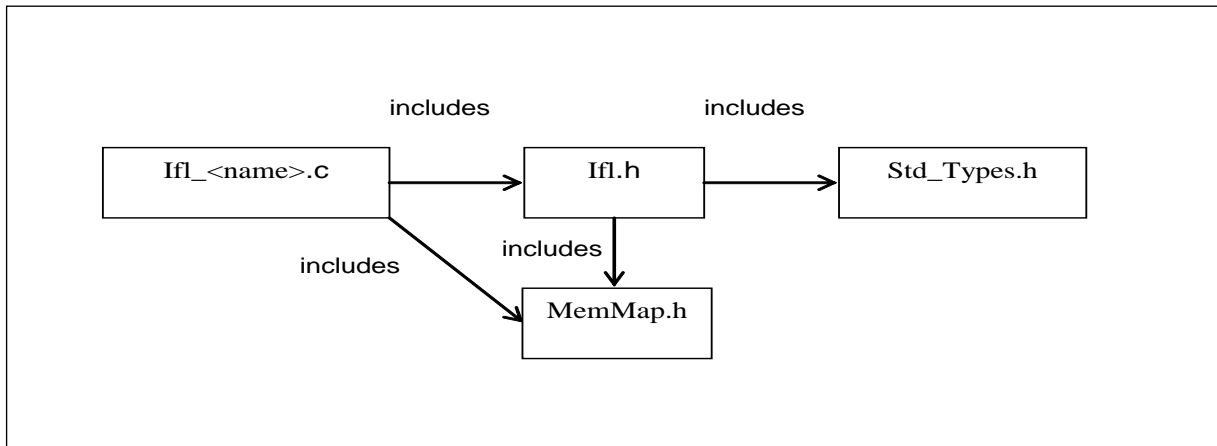


## 5 Dependencies to other modules

### 5.1 File structure

[SWS\_Ifl\_00001] [The Ifl module shall provide the following files:

- C files, Ifl\_<name>.c used to implement the library. All C files shall be prefixed with 'Ifl\_'.
- Header file Ifl.h provides all public function prototypes and types defined by the Ifl library specification ] (SRS\_LIBS\_00005)



**Figure : File structure**

Implementation & grouping of routines with respect to C files is recommended as per below options and there is no restriction to follow the same.

Option 1 : <Name> can be function name providing one C file per function, eg.: Ifl\_IntlpoMap\_f32f32\_f32.c etc.

Option 2 : <Name> can have common name of group of functions:

- 2.1 Group by object family: eg.:Ifl\_IpoCur.c, Ifl\_DPSearch.c
- 2.2 Group by routine family: eg.: Ifl\_IpoMap.c
- 2.3 Group by method family: eg.: Ifl\_Ipo.c etc.
- 2.4 Group by other methods: (individual grouping allowed)

Option 3 : <Name> can be removed so that single C file shall contain all Ifl functions, eg.: Ifl.c.

Using above options gives certain flexibility of choosing suitable granularity with reduced number of C files. Linking only on-demand is also possible in case of some options.

## 6 Requirements traceability

Requirement	Description	Satisfied by
-	-	SWS_lfl_00005
-	-	SWS_lfl_00006
-	-	SWS_lfl_00010
-	-	SWS_lfl_00011
-	-	SWS_lfl_00012
-	-	SWS_lfl_00021
-	-	SWS_lfl_00022
-	-	SWS_lfl_00025
-	-	SWS_lfl_00026
-	-	SWS_lfl_00030
-	-	SWS_lfl_00031
-	-	SWS_lfl_00035
-	-	SWS_lfl_00036
-	-	SWS_lfl_00041
-	-	SWS_lfl_00042
-	-	SWS_lfl_00170
-	-	SWS_lfl_00220
-	-	SWS_lfl_00221
-	-	SWS_lfl_00223
-	-	SWS_lfl_00224
SRS_BSW_00003	All software modules shall provide version and identification information	SWS_lfl_00215
SRS_BSW_00007	All Basic SW Modules written in C language shall conform to the MISRA C 2004 Standard.	SWS_lfl_00209
SRS_BSW_00304	All AUTOSAR Basic Software Modules shall use the following data types instead of native C data types	SWS_lfl_00212
SRS_BSW_00306	AUTOSAR Basic Software Modules shall be compiler and platform independent	SWS_lfl_00213
SRS_BSW_00318	Each AUTOSAR Basic Software Module file shall provide version numbers in the header file	SWS_lfl_00215
SRS_BSW_00321	The version numbers of AUTOSAR Basic Software Modules shall be enumerated according specific rules	SWS_lfl_00215
SRS_BSW_00348	All AUTOSAR standard types and constants shall be placed and organized in a standard type header file	SWS_lfl_00211
SRS_BSW_00374	All Basic Software Modules shall provide a readable module vendor identification	SWS_lfl_00214
SRS_BSW_00378	AUTOSAR shall provide a boolean type	SWS_lfl_00212
SRS_BSW_00379	All software modules shall provide a module identifier in the header file and in the module XML description file.	SWS_lfl_00214
SRS_BSW_00402	Each module shall provide version information	SWS_lfl_00214

SRS_BSW_00407	Each BSW module shall provide a function to read out the version information of a dedicated module implementation	SWS_lfl_00215, SWS_lfl_00216
SRS_BSW_00411	All AUTOSAR Basic Software Modules shall apply a naming rule for enabling/disabling the existence of the API	SWS_lfl_00216
SRS_BSW_00436	Each AUTOSAR Basic Software Module implementation *.c shall include the support memory mapping.	SWS_lfl_00210
SRS_LIBS_00001	The functional behavior of each library functions shall not be configurable	SWS_lfl_00218
SRS_LIBS_00002	A library shall be operational before all BSW modules and application SW-Cs	SWS_lfl_00200
SRS_LIBS_00003	A library shall be operational until the shutdown	SWS_lfl_00201
SRS_LIBS_00005	Each library shall provide one header file with its public interface	SWS_lfl_00001
SRS_LIBS_00013	The error cases, resulting in the check at runtime of the value of input parameters, shall be listed in SWS	SWS_lfl_00217, SWS_lfl_00219
SRS_LIBS_00015	It shall be possible to configure the microcontroller so that the library code is shared between all callers	SWS_lfl_00206
SRS_LIBS_00017	Usage of macros should be avoided	SWS_lfl_00207
SRS_LIBS_00018	A library function may only call library functions	SWS_lfl_00208

## 7 Functional specification

### 7.1 Error classification

[SWS>Ifl\_00223] [No error classification definition as DET call not supported by library] ( )

### 7.2 Error detection

[SWS>Ifl\_00219] [Error detection: Function should check at runtime (both in production and development code) the value of input parameters, especially cases where erroneous value can bring to fatal error or unpredictable result, if they have the values allowed by the function specification. All the error cases shall be listed in SWS and the function should return a specified value (in SWS) that is not configurable. This value is dependant of the function and the error case so it is determined case by case.

If values passed to the routines are not valid and out of the function specification, then such error are not detected. ] (SRS\_LIBS\_00013)

E.g. If passed value > 32 for a bit-position

or a negative number of samples of an axis distribution is passed to a routine.

### 7.3 Error notification

[SWS>Ifl\_00217] [The functions shall not call the DET for error notification. ] (SRS\_LIBS\_00013)

### 7.4 Initialization and shutdown

[SWS>Ifl\_00200] [IfI library shall not require initialization phase. A Library function may be called at the very first step of ECU initialization, e.g. even by the OS or EcuM, thus the library shall be ready. ] (SRS\_LIBS\_00002)

[SWS>Ifl\_00201] [IfI library shall not require a shutdown operation phase. ] (SRS\_LIBS\_00003)

### 7.5 Using Library API

IfI API can be directly called from BSW modules or SWC. No port definition is required. It is a pure function call.

The statement 'IfI.h' shall be placed by the developer or an application code generator but not by the RTE generator

Using a library should be documented. If a BSW module or a SWC uses a Library, the developer should add an Implementation-DependencyOnArtifact in the BSW/SWC template.

minVersion and maxVersion parameters correspond to the supplier version. In case of AUTOSAR library, these parameters may be left empty because a SWC or BSW module may rely on a library behaviour, not on a supplier implementation. However, the SWC or BSW modules shall be compatible with the AUTOSAR platform where they are integrated.

## 7.6 library implementation

**[SWS\_IfI\_00206]** [The IfI library shall be implemented in a way that the code can be shared among callers in different memory partitions. ] (SRS\_LIBS\_00015)

**[SWS\_IfI\_00207]** [Usage of macros should be avoided. The function should be declared as function or inline function. Macro #define should not be used. ] (SRS\_LIBS\_00017)

**[SWS\_IfI\_00208]** [A library function can call other library functions because all library functions shall be re-entrant. A library function shall not call any BSW modules functions, e.g. the DET. ] (SRS\_LIBS\_00018)

**[SWS\_IfI\_00209]** [The library, written in C programming language, should conform to the HIS subset of the MISRA C Standard.

Only in technically reasonable, exceptional cases MISRA violations are permissible. Such violations against MISRA rules shall be clearly identified and documented within comments in the C source code (including rationale why MISRA rule is violated). The comment shall be placed right above the line of code which causes the violation and have the following syntax:

```
/* MISRA RULE XX VIOLATION: This the reason why the MISRA rule could not be followed in this special case*/] (SRS_BSW_00007)
```

**[SWS\_IfI\_00210]** [Each AUTOSAR library Module implementation <library>\*.c and <library>\*.h shall map their code to memory sections using the AUTOSAR memory mapping mechanism. ] (SRS\_BSW\_00436)

**[SWS\_IfI\_00211]** [Each AUTOSAR library Module implementation <library>\*.c, that uses AUTOSAR integer data types and/or the standard return, shall include the header file Std\_Types.h. ] (SRS\_BSW\_00348)

**[SWS\_IfI\_00212]** [All AUTOSAR library Modules should use the AUTOSAR data types (integers, boolean) instead of native C data types, unless this library is clearly identified to be compliant only with a platform. ] (SRS\_BSW\_00304, SRS\_BSW\_00378)

**[SWS\_IfI\_00213]** [All AUTOSAR library Modules should avoid direct use of compiler and platform specific keyword, unless this library is clearly identified to be compliant only with a platform. eg. #pragma, typeof etc. ] (SRS\_BSW\_00306)

**[SWS\_IfI\_00220]** [If input value is less than first distribution entry then first value of the distribution array shall be returned or used in the interpolation routines. If input value is greater than last distribution entry then last value of the distribution array shall be returned or used in the interpolation routines. ] ( )

**[SWS\_IfI\_00221]** [Axis distribution passed to IfI routines shall have strong monotony sequence. ] ( )

## 8 Routine specification

### 8.1 Imported types

In this chapter, all types included from the following files are listed:

Header file	Imported Type
Std_Types.h	sint8, uint8, sint16, uint16, sint32, uint32, float32

It is observed that since the sizes of the integer types provided by the C language are implementation-defined, the range of values that may be represented within each of the integer types will vary between implementations.

Thus in order to improve the portability of the software these types are defined in PlatformTypes.h [AUTOSAR\_SWS\_PlatformTypes]. The following mnemonic are used in the library routine names.

Size	Platform Type	Mnemonic	Range
unsigned 8-Bit	boolean	NA	[ TRUE, FALSE ]
signed 8-Bit	sint8	s8	[ -128, 127 ]
signed 16-Bit	sint16	s16	[ -32768, 32767 ]
signed 32-Bit	sint32	s32	[ -2147483648, 2147483647 ]
unsigned 8-Bit	uint8	u8	[ 0, 255 ]
unsigned 16-Bit	uint16	u16	[ 0, 65535 ]
unsigned 32-Bit	uint32	u32	[ 0, 4294967295 ]
32-Bit	float32	f32	NA

Table 1: Mnemonic for Base Types

As a convention in the rest of the document:

- mnemonics will be used in the name of the routines (using <InType> that means Type Mnemonic for Input )
- The real type will be used in the description of the prototypes of the routines (using <InTypeMn1> or <OutType>).

### 8.2 Type definitions

[SWS\_IfI\_00005] [

Structure definition:

<b>Name:</b>	IfI_DPResultF32 Type		
<b>Type:</b>	Structure		
<b>Element:</b>	uint32	Index	Data point index
	float32	Ratio	Data point ratio
<b>Description:</b>	Structure used for data point search for index and ratio		

] ( )

**[SWS\_Ifl\_00006]**

Ifl\_DPRResultF32\_Type structure shall not be read/write/modified by the user directly.  
Only Ifl routines shall have access to this structure.

J()

### 8.3 Comment about rounding

Two types of rounding can be applied:

Results are 'rounded off', it means:

- $0 \leq X < 0.5$  rounded to 0
- $0.5 \leq X < 1$  rounded to 1
- $-0.5 < X \leq 0$  rounded to 0
- $-1 < X \leq -0.5$  rounded to -1

Results are rounded towards zero.

- $0 \leq X < 1$  rounded to 0
- $-1 < X \leq 0$  rounded to 0

### 8.4 Comment about routines optimized for target

The routines described in this library may be realized as regular routines or inline functions. For ROM optimization purposes, it is recommended that the c routines be realized as individual source files so they may be linked in on an as-needed basis.

For example, depending on the target, two types of optimization can be done:

- Some routines can be replaced by another routine using integer promotion.
- Some routines can be replaced by the combination of a limiting routine and a routine with a different signature.



## 8.5 Interpolation routines definitions

Interpolation between two given points is calculated as shown below.

$$result = y_0 + (y_1 - y_0) \cdot \frac{x - x_0}{x_1 - x_0}$$

where: X is the input value

x0 = data point before X

x1 = data point after X

y0 = value at x0

y1 = value at x1

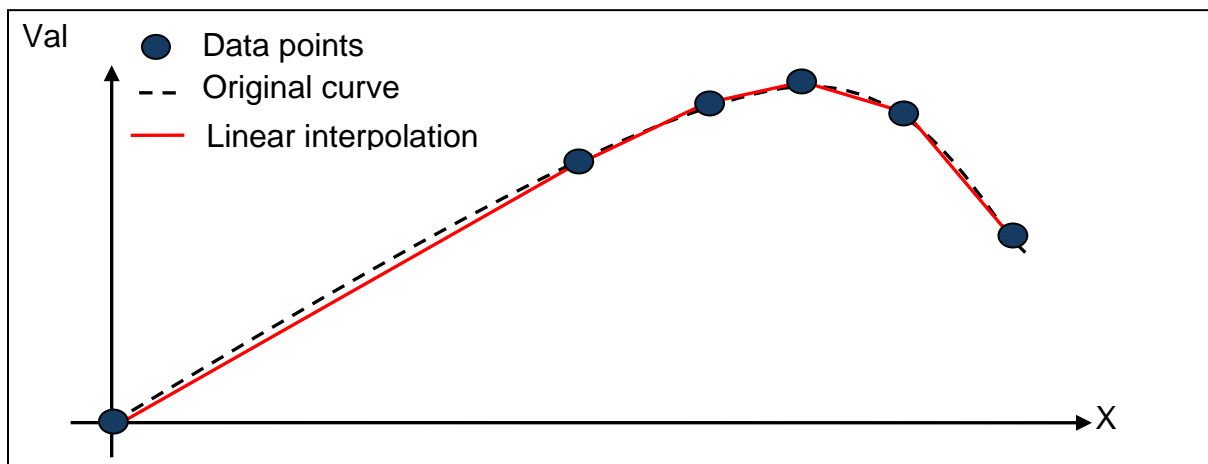


Figure : Linear interpolation

Data point arrays can be grouped as one array or one structure for all elements as shown below.

one array for all elements :

```
float32 Curve_f32 []={5,0.0,10.0,26.0,36.0,64.0,1.0,12.0,17.0,11.0,6.0};
```

one structure for all elements :

```
struct
{
    uint32 N = 5;
    float32 X[] = {0.0,10.0,26.0,36.0,64.0};
    float32 Y[] = {1.0,12.0,17.0,11.0,6.0};
} Curve_f32;
```

where, number of samples = 5

X axis distribution = 0.0 to 64.0

Y axis distribution = 1.0 to 6.0

Interpolation routines accepts arguments separately to support above scenarios. Routine call example is given below for array and structure grouping respectively.

Example :

```
float32 lfl_IntlpoCur_f32_f32 (15, Curve_f32[0], &Curve_f32[1], &Curve_f32[6]);
```

```
float32 lfl_IntlpoCur_f32_f32 (15, Curve_f32.N, &Curve_f32.X, &Curve_f32.Y);
```

Interpolation can be calculated in two ways as shown below:

1. Distributed data point search and interpolation
2. Integrated data point search and interpolation

### 8.5.1 Distributed data point search and interpolation

In this interpolation method data point search (e.g. index and ratio) is calculated using routine `Ifl_DPSearch_f32` which returns result structure `Ifl_DPResultF32_Type`. It contains index and ratio information. This result can be used by curve interpolation and map interpolation.

#### 8.5.1.1 Data Point Search

[SWS\_Ifl\_00010] [

<b>Service name:</b>	Ifl_DPSearch_f32	
<b>Syntax:</b>	<pre>void Ifl_DPSearch_f32(     Ifl_DPResultF32_Type* const dpResult,     float32 Xin,     uint32 N,     const float32* X_array )</pre>	
<b>Service ID[hex]:</b>	0x001	
<b>Sync/Async:</b>	Synchronous	
<b>Reentrancy:</b>	Reentrant	
<b>Parameters (in):</b>	Xin	Input value
	N	Number of samples
	X_array	Pointer to distribution array
<b>Parameters (in-out):</b>	None	
<b>Parameters (out):</b>	dpResult	Pointer to the result structure
<b>Return value:</b>	None	
<b>Description:</b>	This routine searches the position of input Xin within the given distribution array X_array, and returns index and ratio necessary for interpolation.	

] ()

[SWS\_Ifl\_00011][

Returned Index shall be the lowest index for which  $(X\_array[index] < Xin < X\_array[index + 1])$ .

dpResult ->Index = index

dpResult ->Ratio =  $(Xin - X\_array[index]) / (X\_array [index+1] - X\_array [index])$

]()

For a given array `float32 X[] = {0.0,10.0,26.0,36.0,64.0};`

If `Xin = 20.0` then

dpResult ->Index = 1

dpResult ->Ratio =  $(20.0 - 10.0) / (26.0 - 10.0) = 0.625$

[SWS\_Ifl\_00012][

If the input value matches with one of the distribution array values, then return respective index and ratio as 0.0.

```
If Input Xin == X_array[index], then
dpResult ->Index = index (Index of the set point)
dpResult ->Ratio = 0.0
]()
```

**[SWS\_Ifl\_00013]**

```
If (Xin < X_array[0]), then return first index of an array and ratio = 0.0
dpResult ->Index = 0
dpResult ->Ratio = 0.0
]()
```

**[SWS\_Ifl\_00014]**

```
If (Xin > X_array[N-1]), then return last index of an array and ratio = 0.0
dpResult ->Index = N - 1
dpResult ->Ratio = 0.0
]()
```

**[SWS\_Ifl\_00015]**

The minimum value of N shall be 1  
 ]()

**[SWS\_Ifl\_00016]**

```
If X_array[Index+1] == X_array[Index], then the Ratio shall be zero.
dpResult->Ratio = 0.0
]()
```

**[SWS\_Ifl\_0001]**

This routine returns index and ratio through the structure of type  
 Ifl\_DPResultF32\_Type  
 ]()

### 8.5.1.2 Curve interpolation

**[SWS\_Ifl\_00021]** [

<b>Service name:</b>	Ifl_IpoCur_f32	
<b>Syntax:</b>	float32 Ifl_IpoCur_f32( const Ifl_DPResultF32_Type* const dpResult, const float32* Val_array )	
<b>Service ID[hex]:</b>	0x004	
<b>Sync/Async:</b>	Synchronous	
<b>Reentrancy:</b>	Reentrant	
<b>Parameters (in):</b>	dpResult	Data point search result
	Val_array	Pointer to the result distribution array
<b>Parameters (in-out):</b>	None	
<b>Parameters (out):</b>	None	
<b>Return value:</b>	float32	Result of the Interpolation

<b>Description:</b>	Based on searched index and ratio information, this routine calculates and returns interpolation for curve.
---------------------	---

] ( )

**[SWS\_Ifl\_00022]**

```

index = dPResult->Index
if dPResult->Ratio == 0.0
Result = Val_array[index]
else
Result = Val_array[index] + (Val_array[index+1] - Val_array[index]) * dpResult->Ratio
]()
```

**[SWS\_Ifl\_00180]**

Do not call this routine until you have searched the axis using the Ifl\_DPSearch routine. Only then it is ensured that the search result (Ifl\_DPResultF32\_Type) contains valid data and is not used uninitialized.

]()

### 8.5.1.3 Map interpolation

**[SWS\_Ifl\_00025]** [

<b>Service name:</b>	Ifl_IpoMap_f32	
<b>Syntax:</b>	<pre> float32 Ifl_IpoMap_f32(     const Ifl_DPResultF32_Type* const dpResultX,     const Ifl_DPResultF32_Type* const dpResultY,     uint32 num_value,     const float32* Val_array ) </pre>	
<b>Service ID[hex]:</b>	0x005	
<b>Sync/Async:</b>	Synchronous	
<b>Reentrancy:</b>	Reentrant	
<b>Parameters (in):</b>	dpResultX	Data point search result for x axis
	dpResultY	Data point search result for y axis
	num_value	Number of y axis points
	Val_array	Pointer to result distribution array
<b>Parameters (in-out):</b>	None	
<b>Parameters (out):</b>	None	
<b>Return value:</b>	float32	Result of the Interpolation
<b>Description:</b>	Based on searched indices and ratios information using the Ifl_DPSearch_f32 routine, this routine calculates and returns the interpolation result for map.	

] ( )

**[SWS\_Ifl\_00026]**

Based on searched indices and ratios information using the Ifl\_DPSearch\_f32 routine, this routine calculates and returns the interpolation result for map.

BaseIndex = dpResultX->Index \* num\_value + dpResultY->Index

```

if (dpResultX->Ratio == 0)
    if (dpResultY->Ratio == 0)
        Result = Val_array [BaseIndex]
    else
        LowerY = Val_array [BaseIndex]
        UpperY = Val_array [BaseIndex + 1]
        Result = LowerY + (UpperY - LowerY) * dpResultY->Ratio
else
    if (dpResultY->Ratio == 0)
        LowerX = Val_array [BaseIndex]
        UpperX = Val_array [BaseIndex + num_value]
        Result = LowerX + (UpperX - LowerX) * dpResultX->Ratio
    else
        LowerY = Val_array [BaseIndex]
        UpperY = Val_array [BaseIndex + 1]
        LowerX = LowerY + (UpperY - LowerY) * dpResultY->Ratio
        LowerY = Val_array [BaseIndex + num_value]
        UpperY = Val_array [BaseIndex + num_value + 1]
        UpperX = LowerY + (UpperY - LowerY) * dpResultY->Ratio
        Result = LowerX + (UpperX - LowerX) * dpResultX->Ratio
}()
    
```

#### [SWS\_Ifl\_00181]

Do not call this routine until you have searched the axis using the Ifl\_DPSearch routine. Only then it is ensured that the search result (Ifl\_DPResultF32\_Type) contains valid data and is not used uninitialized.

}()

#### 8.5.1.4 Single point interpolation

##### [SWS\_Ifl\_00030] [

<b>Service name:</b>	Ifl_Interpolate_f32	
<b>Syntax:</b>	float32 Ifl_Interpolate_f32( float32 Value1, float32 Value2, float32 Coef )	
<b>Service ID[hex]:</b>	0x006	
<b>Sync/Async:</b>	Synchronous	
<b>Reentrancy:</b>	Reentrant	
<b>Parameters (in):</b>	Value1	First value to be used in the interpolation.
	Value2	Second value to be used in the interpolation.
	Coef	Interpolation coefficient.
<b>Parameters (in-out):</b>	None	
<b>Parameters (out):</b>	None	
<b>Return value:</b>	float32	Interpolated value
<b>Description:</b>	Returns the result of the linear interpolation (Result), determined according to the following equation.	

]()

**[SWS\_IfI\_00031]**

$$\text{Result} = \text{Value1} + (\text{Coef} * (\text{Value2} - \text{Value1}))$$

I()

## 8.5.2 Integrated data point search and interpolation

In this method of interpolation, single routine does data point search (e.g. Index and ratio) and interpolation for curve, map.

### 8.5.2.1 Integrated curve interpolation

**[SWS\_IfI\_00035]** [

<b>Service name:</b>	IfI_IntIpoCur_f32_f32	
<b>Syntax:</b>	<pre>float32 IfI_IntIpoCur_f32_f32 (     float32 X_in,     uint32 N,     const float32* X_array,     const float32* Val_array )</pre>	
<b>Service ID[hex]:</b>	0x010	
<b>Sync/Async:</b>	Synchronous	
<b>Reentrancy:</b>	Reentrant	
<b>Parameters (in):</b>	X_in	Input value
	N	Number of samples
	X_array	Pointer to X distribution
	Val_array	Pointer to Y values
<b>Parameters (in-out):</b>	None	
<b>Parameters (out):</b>	None	
<b>Return value:</b>	float32	Result of the Interpolation
<b>Description:</b>	This routine calculates interpolation of a curve at position Xin using below equation.	

] ()

**[SWS\_IfI\_00036]**

$$\text{index} = \text{minimum value of integer index if } (X\_array[\text{index}] < X_{in} < X\_array[\text{index}+1])$$

$$\text{RatioX} = (X_{in} - X\_array[\text{index}]) / (X\_array[\text{index}+1] - X\_array[\text{index}])$$

$$\text{Result} = \text{Val\_array}[\text{index}] + (\text{Val\_array}[\text{index}+1] - \text{Val\_array}[\text{index}]) * \text{RatioX}$$

I()

**[SWS\_IfI\_00037]**

If the input value matches with one of the distribution array values, then result will be the respective Y array element indicated by the index.

$$\text{If } (X_{in} == X\_array[\text{index}]),$$

$$\text{Result} = \text{Val\_array}[\text{index}]$$

I()

**[SWS\_IfI\_00038]**

If  $X_{in} < X\_array[0]$ , then  
 Result = Val\_array[0]  
 }()

**[SWS\_Ifl\_00039]**

If  $X_{in} > X\_array[N-1]$ , then  
 Result = Val\_array[N-1]  
 }()

**[SWS\_Ifl\_00040]**

The minimum value of N shall be 1  
 }()

### 8.5.2.2 Integrated map interpolation

**[SWS\_Ifl\_00041]** [

<b>Service name:</b>	Ifl_IntIpoMap_f32f32_f32	
<b>Syntax:</b>	<pre>float32 Ifl_IntIpoMap_f32f32_f32 (     float32 Xin,     float32 Yin,     uint32 Nx,     uint32 Ny,     const float32* X_array,     const float32* Y_array,     const float32* Val_array )</pre>	
<b>Service ID[hex]:</b>	0x011	
<b>Sync/Async:</b>	Synchronous	
<b>Reentrancy:</b>	Reentrant	
<b>Parameters (in):</b>	Xin	Input value for X axis
	Yin	Input value for Y axis
	Nx	Number of X axis intervals
	Ny	Number of Y axis intervals
	X_array	Pointer to the X axis distribution array
	Y_array	Pointer to the Y axis distribution array
	Val_array	Pointer to the result axis distribution array
<b>Parameters (in-out):</b>	None	
<b>Parameters (out):</b>	None	
<b>Return value:</b>	float32	Result of the Map Interpolation
<b>Description:</b>	This routine calculates Interpolation of a map at position X and Y using below equations.	

] ( )

**[SWS\_Ifl\_00042]**

indexX = minimum value of index if  $(X\_array[indexX] < X_{in} < X\_array[indexX+1])$   
 indexY = minimum value of index if  $(Y\_array[indexY] < Y_{in} < Y\_array[indexY+1])$   
 RatioX =  $(X_{in} - X\_array[indexX]) / (X\_array [indexX+1] - X\_array [indexX])$   
 RatioY =  $(Y_{in} - Y\_array[indexY]) / (Y\_array [indexY+1] - Y\_array [indexY])$

```
BaseIndex = IndexX * Ny + indexY
LowerY = Val_array [BaseIndex]
UpperY = Val_array [BaseIndex + 1]
LowerX = LowerY + (UpperY - LowerY) * RatioY
```

```
LowerY = Val_array [BaseIndex + Ny]
UpperY = Val_array [BaseIndex + Ny + 1]
UpperX = LowerY + (UpperY - LowerY) * RatioY
```

```
Result = LowerX + (UpperX - LowerX) * RatioX
J()
```

**[SWS\_IfI\_00043]**

```
If (Xin == X_array[indexX]) and (Y_array[indexY] < Yin < Y_array[indexY+1])
Result = Val_array [BaseIndex] + (Val_array [BaseIndex+1] - Val_array[BaseIndex]) *
RatioY
J()
```

**[SWS\_IfI\_00044]**

```
If (Yin == Y_array[indexY]) and (X_array[indexX] < Xin < X_array[indexX+1])
Result = Val_array [BaseIndex] + (Val_array [BaseIndex+Ny] - Val_array[BaseIndex])
* RatioX
J()
```

**[SWS\_IfI\_00045]**

```
If (Xin == X_array[indexX]) and (Yin == Y_array[indexY])
Result = Val_array [BaseIndex]
J()
```

**[SWS\_IfI\_00046]**

```
If Xin < X_array[0], then
indexX = 0,
RatioX = 0.0
J()
```

**[SWS\_IfI\_00047]**

```
If Xin > X_array[Nx-1], then
indexX = Nx - 1,
RatioX = 0.0
J()
```

**[SWS\_IfI\_00048]**

```
If Yin < Y_array[0], then
indexY = 0,
RatioY = 0.0
J()
```

**[SWS\_IfI\_00049]**

```
If Yin > Y_array[Ny-1], then
indexY = Ny - 1,
```



RatioY = 0.0

]()

**[SWS\_Ifl\_00050]**

The minimum value of N shall be 1

]()

### 8.5.3 Record layouts for interpolation routines

Record layout specifies calibration data serialization in the ECU memory which describes the shape of the characteristics. Single record layout can be referred by multiple instances of interpolation ParameterDataPrototype. Record layouts can be nested particular values refer to the particular property of the object. With different properties of record layouts it is possible to specify complex objects.

#### 8.5.3.1 Record layout definitions

Below table specifies record layouts supported for interpolation routines.

**[SWS\_Ifl\_00170]** [

Record layout Name	Element1	Element2	Element3	Element4	Element5
Distr_f32	uint32 N	float32 X[]			
Curve_f32	float32 Val[]				
Map_f32	uint32 N	float32 Val[]			
IntCurve_f32_f32	uint32 N	float32 X[]	float32 Val[]		
IntMap_f32f32_f32	uint32 Nx	uint32 Ny	float32 X[]	float32 Y[]	float32 Val[]

]()

## 8.6 Examples of use of functions

None

## 8.7 Version API

### 8.7.1 Ifl\_GetVersionInfo

**[SWS\_Ifl\_00215]** [

<b>Service name:</b>	Ifl_GetVersionInfo	
<b>Syntax:</b>	<pre>void Ifl_GetVersionInfo(     Std_VersionInfoType* versioninfo )</pre>	
<b>Service ID[hex]:</b>	0xff	
<b>Sync/Async:</b>	Synchronous	
<b>Reentrancy:</b>	Reentrant	
<b>Parameters (in):</b>	None	
<b>Parameters (in-out):</b>	None	
<b>Parameters (out):</b>	versioninfo	Pointer to where to store the version information of this module. Format according [BSW00321]

<b>Return value:</b>	None
<b>Description:</b>	Returns the version information of this library.

The version information of a BSW module generally contains:

Module Id

Vendor Id

Vendor specific version numbers (SRS\_BSW\_00407). ] (SRS\_BSW\_00407, SRS\_BSW\_00003, SRS\_BSW\_00318, SRS\_BSW\_00321)

#### **[SWS\_Ifl\_00216] [**

If source code for caller and callee of Ifl\_GetVersionInfo is available, the Ifl library should realize Ifl\_GetVersionInfo as a macro defined in the module's header file. ] (SRS\_BSW\_00407, SRS\_BSW\_00411)

## **8.8 Call-back notifications**

None

## **8.9 Scheduled routines**

The Ifl library does not have scheduled routines.

## **8.10 Expected Interfaces**

None

### **8.10.1 Mandatory Interfaces**

None

### **8.10.2 Optional Interfaces**

None

### **8.10.3 Configurable interfaces**

None

## 9 Sequence diagrams

Not applicable.

## 10 Configuration specification

### 10.1 Published Information

**[SWS\_IfI\_00214]** [The standardized common published parameters as required by SRS\_BSW\_00402 in the General Requirements on Basic Software Modules [3] shall be published within the header file of this module and need to be provided in the BSW Module Description. The according module abbreviation can be found in the List of Basic Software Modules [1]. ] (SRS\_BSW\_00402, SRS\_BSW\_00374, SRS\_BSW\_00379)

Additional module-specific published parameters are listed below if applicable.

### 10.2 Configuration option

**[SWS\_IfI\_00218]** [The IfI library shall not have any configuration options that may affect the functional behavior of the routines. I.e. for a given set of input parameters, the outputs shall be always the same. For example, the returned value in case of error shall not be configurable. ] (SRS\_LIBS\_00001)

However, a library vendor is allowed to add specific configuration options concerning library implementation, e.g. for resources consumption optimization.

## 11 Not applicable requirements

[SWS\_IfI\_00224] [These requirements are not applicable to this specification.] ( )