

<b>Document Title</b>	Specification of ECU State Manager with fixed state machine
<b>Document Owner</b>	AUTOSAR
<b>Document Responsibility</b>	AUTOSAR
<b>Document Identification No</b>	444
<b>Document Classification</b>	Standard

<b>Document Version</b>	1.5.0
<b>Document Status</b>	Final
<b>Part of Release</b>	4.1
<b>Revision</b>	3

Document Change History			
Date	Version	Changed by	Change Description
31.03.2014	1.5.0	AUTOSAR Release Management	<ul style="list-style-type: none"> <li>• Changed error handling in EcuM</li> <li>• Starting and stopping of WakeupSources on CAN now involves CanSM</li> <li>• Editorial changes</li> </ul>
31.10.2013	1.4.0	AUTOSAR Release Management	<ul style="list-style-type: none"> <li>• Changed behavior of EcuM_KillAllRUNRequests</li> <li>• Added API to kill POST_RUN requests</li> <li>• Reworked error classification</li> <li>• Editorial changes</li> <li>• Removed chapter(s) on change documentationf</li> </ul>
28.02.2013	1.3.0	AUTOSAR Administration	<ul style="list-style-type: none"> <li>• Reworked according to the new SWS_BSWGeneral</li> <li>• Reworked Production Errors</li> <li>• Fixed wakeup indication to ComM channels if several pending events undergoing</li> <li>• Extended and fixed configuration classes and -variants</li> <li>• Added service interface blueprints</li> </ul>
06.12.2011	1.2.0	AUTOSAR Administration	<ul style="list-style-type: none"> <li>• Re-integrated EcuM_GetState</li> <li>• EcuM_KillAllRUNRequests does no longer clear requests POST_RUN</li> <li>• EcuM_RequestPOST_RUN now accepts new requests during shutdown</li> <li>• Fixed include structure (Don't include Rte.h but Rte_EcuM.h)</li> <li>• EcuMEnableDefBehaviour is deprecated for EcuM fixed</li> </ul>

Document Change History			
Date	Version	Changed by	Change Description
28.10.2010	1.1.0	AUTOSAR Administration	Bugfixing: <ul style="list-style-type: none"> <li>• Removed obsolete interfaces (e.g. CanSM_EcuM)</li> <li>• Deleted interface to WdgM (SWS_EcuM_00861)</li> <li>• Added DET errors (EcuM_GetVersionInfo, EcuM_GetBootTarget, EcuM_GetShutdownTarget)</li> <li>• Changed polling mechanism in SLEEP SEQUENCE II state</li> <li>• Fixed transition from GOSLEEP state to WAKEUP II state</li> <li>• Defined binding character of the Standardized AUTOSAR Interfaces (EcuM_StateRequest, EcuM_CurrentMode, EcuM_ShutdownTarget, EcuM_BootTarget)</li> </ul> Clarification: <ul style="list-style-type: none"> <li>• Clarification under which circumstances the error hook will be called</li> <li>• Added note for EcuM_SelectBootTarget / EcuM_GetBootTarget because of the default boot target</li> <li>• Added Appendix A (help the application software programmer to understand when to request which mode)</li> </ul> Added note for exit from GO SLEEP state
07.12.2009	1.0.0	AUTOSAR Administration	Initial Release

## **Disclaimer**

This specification and the material contained in it, as released by AUTOSAR, is for the purpose of information only. AUTOSAR and the companies that have contributed to it shall not be liable for any use of the specification.

The material contained in this specification is protected by copyright and other types of Intellectual Property Rights. The commercial exploitation of the material contained in this specification requires a license to such Intellectual Property Rights.

This specification may be utilized or reproduced without any modification, in any form or by any means, for informational purposes only.

For any other purpose, no part of the specification may be utilized or reproduced, in any form or by any means, without permission in writing from the publisher.

The AUTOSAR specifications have been developed for automotive applications only. They have neither been developed, nor tested for non-automotive applications.

The word AUTOSAR and the AUTOSAR logo are registered trademarks.

## **Advice for users**

AUTOSAR specifications may contain exemplary items (exemplary reference models, "use cases", and/or references to exemplary technical solutions, devices, processes or software).

Any such exemplary items are contained in the specifications for illustration purposes only, and they themselves are not part of the AUTOSAR Standard. Neither their presence in such specifications, nor any later documentation of AUTOSAR conformance of products actually implementing such exemplary items, imply that intellectual property rights covering such exemplary items are licensed under the same rules as applicable to the AUTOSAR Standard.

## Table of Contents

1	Introduction.....	7
1.1	Functional Overview.....	7
1.2	Conventions Used in this Specification .....	9
2	Definitions and Acronyms.....	10
3	Related documentation.....	12
3.1	Input documents.....	12
3.2	Related standards and norms .....	12
3.3	Related AUTOSAR Software Specifications .....	12
4	Constraints and Assumptions.....	14
4.1	Limitations .....	14
4.2	Hardware Requirements .....	14
4.3	Applicability to car domains.....	14
5	Dependencies to other Modules.....	15
5.1	Mode Management Modules.....	15
5.2	SPAL Modules .....	16
5.3	Peripherals with Wake-up Capability.....	16
5.4	Operating System.....	17
5.5	Runtime Environment (RTE) .....	17
5.6	BSW Scheduler .....	17
5.7	NVRAM Manager .....	17
5.8	Diagnostic Event Manager .....	18
5.9	Network Management .....	18
5.10	Other Basic Software Modules.....	18
5.11	Software Components.....	18
5.12	File Structure.....	19
6	Requirements traceability .....	21
7	Functional Specification.....	27
7.1	Main States of the ECU State Manager .....	27
7.2	Structural Description of the ECU State Manager .....	30
7.3	STARTUP State .....	34
7.4	RUN State .....	43
7.5	SHUTDOWN State.....	50
7.6	SLEEP State .....	59
7.7	WAKEUP State .....	64
7.8	Wake-up Validation Protocol .....	71
7.9	Time Triggered Increased Inoperation .....	77
7.10	Advanced Topics.....	78
7.11	Runtime Errors .....	80
7.12	Debug Support .....	81
8	API specification.....	82
8.1	Imported Types .....	82
8.2	Service Interfaces.....	83

8.3	Type definitions .....	97
8.4	Function Definitions.....	101
8.5	Scheduled Functions.....	116
8.6	Callback Definitions.....	117
8.7	Callout Definitions .....	120
8.8	Expected Interfaces.....	134
9	Sequence Charts.....	138
9.1	State Sequences .....	138
9.2	Wake-up Sequences .....	139
10	Configuration specification.....	161
10.1	Containers and configuration parameters .....	161
10.2	Variants.....	161
10.3	Published Information.....	161
10.4	Configurable Parameters .....	161
10.5	Checking Configuration Consistency.....	187

## List of Tables

Table 1 - Initialization Activities.....	36
Table 2 - Driver Initialization Details, Sample Configuration .....	42
Table 3 - Shutdown Activities .....	52
Table 4 – Wake-up Activities .....	66
Table 5 - Runtime Errors .....	80
Table 6 - Mandatory interfaces .....	135
Table 7 - Optional Interfaces .....	137

## List of Figures

Figure 1 – Header file structure .....	20
Figure 2 – ECU Main States (top level diagram) .....	27
Figure 3 – Module Relationship (top level diagram) .....	32
Figure 4 – Startup Sequence (high level diagram) .....	34
Figure 5 – Init Sequence I (STARTUP I) .....	37
Figure 6 – Init Sequence II (STARTUP II).....	39
Figure 7 – RUN State Breakdown .....	43
Figure 8 – RUN State Sequence (high level diagram) .....	44
Figure 9 – RUN II State Sequence .....	46
Figure 10 – RUN III State Sequence .....	48
Figure 11 – Fine Structure of SHUTDOWN .....	50
Figure 12 – Shutdown Sequence (high level diagram) .....	51
Figure 13 – Deinitialization Sequence I (PREP SHUTDOWN) .....	53
Figure 14 – Deinitialization Sequence IIa (GOSLEEP) .....	56
Figure 15 – Deinitialization Sequence IIb (GO OFF I) .....	57
Figure 16 – Deinitialization Sequence III (GO OFF II) .....	58
Figure 17 – Sleep Sequence (high level diagram).....	59

Figure 18 – Sleep Sequence I .....	61
Figure 19 – Sleep Sequence II .....	63
Figure 20 – Wake-up Sequence (high level diagram).....	65
Figure 21 – WAKEUP State Breakdown.....	65
Figure 22 – Wake-up Sequence I .....	67
Figure 23 – Wake-up Validation Sequence .....	68
Figure 24 – Activity Diagram of WAKEUP REACTION.....	69
Figure 25 – Wake-up Sequence II .....	70
Figure 26 – Wake up Validation Protocol .....	75
Figure 27 – Activity Diagram of TTII .....	78
Figure 28 – Selection of Boot Targets .....	78
Figure 29 – Activity chart for SW-C .....	86
Figure 30 – Mapping of Declared Modes to states of ECU State Manager Fixed module.....	88
Figure 31 – GPT wake up by interrupt.....	141
Figure 32 – GPT wake up by polling.....	143
Figure 33 – ICU wake up by interrupt.....	145
Figure 34 – CAN transceiver wake up by interrupt .....	148
Figure 35 – CAN controller wake up by interrupt .....	148
Figure 36 – CAN controller or transceiver wake up by polling .....	149
Figure 37 – CAN wake up validation .....	152
Figure 38 – LIN transceiver wake up by interrupt .....	154
Figure 39 – LIN Controller wake up by Interrupt.....	155
Figure 40 – LIN controller or transceiver wake up by polling .....	156
Figure 41 – FlexRay transceiver wake up by interrupt.....	158
Figure 42 – FlexRay transceiver wake up by polling .....	159
Figure 43 – EcuM Fixed Containers .....	162
Figure 44 – EcuM Fixed Module Configuration.....	164
Figure 45 – Container EcuMGeneral .....	165
Figure 46 – Container EcuMFixedGeneral .....	167
Figure 47 – Container EcuMFixedConfiguration.....	170
Figure 48 – EcuM Default Shutdown Target.....	174
Figure 49 – EcuM Driver Init Item .....	178
Figure 50 – EcuM Fixed Init Lists .....	179
Figure 51 – EcuM Sleep Mode .....	181
Figure 52 – EcuM Wakeup Source.....	184
Figure 53 – EcuM Fixed User Config.....	185
Figure 54 – EcuM TTII.....	186
Figure 55 – BSW Configuration Steps.....	187

## 1 Introduction

There are actually two variants of AUTOSAR ECU management: flexible and fixed. Fixed ECU management continues ECU management in the form of previous AUTOSAR releases. Flexible ECU management extends the previous versions of the ECU Manager.

The ECU State Manager module for flexible ECU State Management is specified in [24]. This document specifies the ECU State Manager module for fixed ECU State Management.

### 1.1 Functional Overview

The ECU State Manager is a basic software module (see [1]). It manages all aspects of the ECU related to the OFF, RUN, and SLEEP states of that ECU and the transitions (transient states) between these states like STARTUP and SHUTDOWN. In detail, the ECU State Manager Fixed module

- is responsible for the initialization and de-initialization of all basic software modules including OS and RTE,
- cooperates with the Communication Manager, and hence indirectly with network management, to shut down the ECU when needed,
- manages all wake up events and configures the ECU for SLEEP when requested.

In order to fulfill all these tasks, the ECU State Manager Fixed module provides some important protocols:

- the RUN request protocol, which is needed to coordinate whether the ECU must be kept alive or is ready to shut down,
- the wake up validation protocol to distinguish 'real' wake up events from 'erratic' ones,
- the time triggered increased inoperation protocol (TTII), which allows to put the ECU into an increasingly energy saving sleep state over time.

These protocols were specified with the following underlying constraints:

- standardization at the API side, to allow applicability to all kinds of ECUs and portability of AUTOSAR applications
- high degree of flexibility to the low side interface, mainly reached by a set of callouts
- quick startup times
- consistent programming paradigm across all mode managing modules (rubber band model<sup>1</sup>)

---

<sup>1</sup> As long as some entity requests run, the rubber band is stretched to the RUN state, and it snaps back when it is released. Since there is only one state (namely the RUN state) to which the rubber band applies, this term is not used any further in this specification. However, it is important to understand that, if applied to resource managers, the result is a powerful and consistent concept for enhancing state machines. The Communication Manager is a module which picks up the idea of the resource manager and of the rubber band model and henceforce fits well into landscape spawn by the ECU State Manager.

Summarizing all this, the ECU State Manager Fixed module will be one of the principal state machines of an AUTOSAR compliant ECU, namely that one around states with the highest priority: RUN, SLEEP, and OFF. However, it does not and shall not in future contain functionality which might be related to terms like 'vehicle modes', 'error modes', or any other kind of application related kind of states or modes. These topics shall be addressed by other state machines (application mode managers).



## 1.2 Conventions Used in this Specification

### 1.2.1 Font Faces

**SWS\_EcuM\_00023** Requirements are tagged with an ID in bold font.

*References* to other documents or to other chapters within this document are printed in italic.

Source code is printed in a Courier font.

*Configuration Parameters* are printed in Courier Italic.

STATE names are written in capital letters.

### 1.2.2 Figures

#### Figure X - Title (diagram type)

Figures are typically drawn in UML. To capture the hierarchical organization of the UML diagrams, some diagrams are classified in the title (diagram type). The following types are used:

- *Top level*  
An entry diagram to the structural or behavioral domain
- *High level*  
First degree of break down below the top level
- *SUB-STATE*  
The diagram describes the behavior of the given sub-state, the diagram type is the name of the sub-state
- no class  
All other diagrams, typically detail information

In the present version of this documentation, there is only one top level diagram: The main state machine, see Figure 2 – ECU Main States (top level diagram).

The next level is covered by high level diagrams. There are five high level sequence diagrams:

- Figure 4 – Startup Sequence (high level diagram)
- Figure 8 – RUN State Sequence (high level diagram)
- Figure 12 – Shutdown Sequence (high level diagram)
- Figure 17 – Sleep Sequence (high level diagram)
- Figure 20 – Wake-up Sequence (high level diagram)

These high level diagrams give an overview of the major activities in the main state and explain how the state transitions occur. High level sequence diagrams always start with a diagram reference to the preceding sequence and end with a diagram reference to the following sequence.

High level diagrams are typically broken down into SUB-STATE diagrams. They show details which are irrelevant at the high level.

## 2 Definitions and Acronyms

<b>Term</b>	<b>Description</b>
Inoperation	An artificial word to describe the ECU when it is not operational, i.e. not running. Comprises all meanings of <i>off</i> , <i>sleeping</i> , <i>frozen</i> , etc. Using this definition is beneficial since it has no predefined meaning.
Shutdown Target	The shutdown of an ECU may end up in different states, depending on what application requires or desires for the next shutdown. By selecting a shutdown target, the application can communicate its wishes to the ECU State Manager. SLEEP, OFF, and RESET are shutdown targets.
Callout	Within this document, the term 'callout' is used for function stubs which can be filled by the system designer, usually at configuration time, with the purpose to add functionality to the ECU State Manager. Callouts are separated into two classes, where one class is optional to be filled. The other class is mandatory and serves as a hardware abstraction layer.
Passive Wake up	A wake up caused from an attached bus rather than an internal event like a timer or sensor activity.
Post run	Post run is the period from when the application detects a reason to start the shutdown until the shutdown actually occurs. Typically this period starts when all network communication is put to sleep and lasts until the ECU is put to sleep.
Vital Data	Any kind of data (RAM or NVRAM) that must stay consistent to ensure correct operation of the ECU. E.g. stacks, important state variables, etc.
Wake up Event	A physical event which causes a wake up. A CAN message or a toggling IO line can be wake up events. Similarly, the internal SW representation, e.g. an interrupt, may also be called a wake up event.
Wake up Reason	The wake up reason is the wakeup event being the actual cause of the last wake up.
Wake up Source	The peripheral or ECU component which deals with wake up events is called a wake up source.
Mode	A mode is a certain set of states of the various state machines that are running in the vehicle that are relevant to a particular entity, an application or the whole vehicle.  The EcuM Mode is visible to the application. The EcuM Mode offers exactly the following options <ul style="list-style-type: none"> <li>• STARTUP</li> <li>• RUN</li> <li>• SLEEP</li> <li>• WAKE_SLEEP</li> <li>• POST_RUN</li> <li>• SHUTDOWN</li> </ul>
State	States are not visible to the application but are used by the EcuM-internal state machine that handles the Modes.  The EcuM defines also sub-states, which are also not visible to the application (e.g. GO SLEEP, PREP SHUTDOWN, ...).

<b><i>Acronym</i></b>	<b><i>Description</i></b>
TTII	Time-Triggered Increased Inoperation
BswM	Basic Software Mode Manager
DEM	Diagnostic Event Manager
DET	Development Error Tracer
EcuM	ECU Manager
GPT	General Purpose Timer
ICU	Input Capture Unit
MCU	Microcontroller Unit

### **3 Related documentation**

#### **3.1 Input documents**

- [1] List of Basic Software Modules  
AUTOSAR\_TR\_BSWModuleList.pdf
- [2] Layered Software Architecture  
AUTOSAR\_EXP\_LayeredSoftwareArchitecture.pdf
- [3] General Requirements on Basic Software Modules  
AUTOSAR\_SRS\_BSWGeneral.pdf
- [4] Requirements on Mode Management  
AUTOSAR\_SRS\_ModeManagement.pdf
- [5] General Specification of Basic Software Modules  
AUTOSAR\_SWS\_BSWGeneral.pdf

#### **3.2 Related standards and norms**

None

#### **3.3 Related AUTOSAR Software Specifications**

- [6] Glossary  
AUTOSAR\_TR\_Glossary.pdf
- [7] Specification of Communication Manager  
AUTOSAR\_SWS\_ComManager.pdf
- [8] Specification of Watchdog Manager  
AUTOSAR\_SWS\_WatchdogManager.pdf
- [9] Specification of CAN Interface  
AUTOSAR\_SWS\_CANInterface.pdf
- [10] Specification of LIN Interface  
AUTOSAR\_SWS\_LINInterface.pdf
- [11] Specification of FlexRay Interface  
AUTOSAR\_SWS\_FlexRayInterface.pdf
- [12] Specification of NVRAM Manager  
AUTOSAR\_SWS\_NVRAMManager.pdf
- [13] Specification of MCU Driver  
AUTOSAR\_SWS\_MCUDriver.pdf

- [14] Specification of SPI Handler/Driver  
AUTOSAR\_SWS\_SPIHandlerDriver.pdf
- [15] Specification of EEPROM Abstraction  
AUTOSAR\_SWS\_EEPROMAbstraction.pdf
- [16] Specification of Flash Driver  
AUTOSAR\_SWS\_FlashDriver.pdf
- [17] Specification of Operating System  
AUTOSAR\_SWS\_OS.pdf
- [18] Specification of RTE  
AUTOSAR\_SWS\_RTE.pdf
- [19] Specification of Diagnostic Event Manager  
AUTOSAR\_SWS\_DiagnosticEventManager.pdf
- [20] Specification of Development Error Tracer  
AUTOSAR\_SWS\_DevelopmentErrorTracer.pdf
- [21] Specification of CAN Transceiver Driver  
AUTOSAR\_SWS\_CANTransceiverDriver.pdf
- [22] Specification of C Implementation Rules  
AUTOSAR\_TR\_CImplementationRules.pdf
- [23] Basic Software Module Description Template,  
AUTOSAR\_TPS\_BSWModuleDescriptionTemplate.pdf
- [24] Specification of ECU Manager  
AUTOSAR\_SWS\_ECUStateManager.pdf
- [25] Specification of LIN Driver  
AUTOSAR\_SWS\_LINDriver.pdf
- [26] Specification of ECU Configuration  
AUTOSAR\_TPS\_ECUConfiguration.pdf

AUTOSAR provides a General Specification on Basic Software modules [5] (SWS BSW General), which is also valid for ECU State Manager Fixed.

Thus, the specification SWS BSW General shall be considered as additional and required specification for ECU State Manager Fixed.

## 4 Constraints and Assumptions

### 4.1 Limitations

*Requirement:* Applications (SW-C's) shall not assume that it is actually possible to switch off ECUs (i.e. power consumption is zero).

*Rationale:* The shutdown target OFF requires special hardware on the ECU so that it can actually be reached (e.g. a power hold circuit). If this hardware is not available, this specification proposes to issue a reset instead but other default behaviors can be defined.

*Requirement:* This specification of the ECU State Manager Fixed module does not support Multicore.

### 4.2 Hardware Requirements

*Requirement:* ECU RAM shall keep contents of vital data while ECU clock is switched off.

*Rationale:* This requirement is needed to implement sleep states as required in 7.6 SLEEP State.

*Requirement:* ECU RAM shall provide a no-init area which keeps contents over a reset cycle.

*Requirement:* The no-init area in ECU RAM shall only be initialized on a power on event (clamp 30).

*Requirement:* The system designer is responsible for establishing an initialization strategy for the no-init area in ECU RAM.

### 4.3 Applicability to car domains

The ECU State Manager Fixed module is applicable to all car domains.

## 5 Dependencies to other Modules

The following sections outline the important relationships to other modules. They also contain some requirements that these modules have to fulfill to collaborate correctly with ECU State Manager.

### 5.1 Mode Management Modules

#### 5.1.1 Communication Manager

The Communication Manager is a so-called 'Resource Manager'<sup>2</sup> and thus requests RUN state. Resource Managers are described in chapter 7.2.3 Resource Managers.

The Communication Manager requests RUN state when it is leaving the 'no communication' state and it releases RUN when it is returning to this state.

#### 5.1.2 Watchdog Manager

The Watchdog Manager is initialized by the ECU State Manager.

The ECU State Manager Fixed module does not set any Watchdog Manager Mode; this is considered to be handled via the BSW Mode Manager.

The ECU State Manager Fixed module is one of the Supervised Entities of the Watchdog Manager.

#### 5.1.3 Basic Software Mode Manager

**[SWS\_EcuMf\_00013]** [The ECU State Manager Fixed module shall run in parallel to the Basic Software Mode Manager.]()

**[SWS\_EcuMf\_00014]** [The ECU State Manager Fixed module shall indicate the current ECU Operation Mode to the BswM (BswM\_EcuM\_CurrentState).]()

**[SWS\_EcuMf\_00015]** [The ECU State Manager Fixed module shall indicate the current state of a wake up source to the BswM (BswM\_EcuM\_CurrentWakeup).]()

**[SWS\_EcuMf\_00016]** [The ECU State Manager Fixed module shall initialize the BswM (BswM\_Init)  
.]()

**[SWS\_EcuMf\_00017]** [The ECU State Manager Fixed module shall de-initialize the BswM (BswM\_Deinit).]

---

<sup>2</sup> 'Resource Manager' is invented in this specification to classify BSW modules which interact with Ecu State Manager.

J()

## 5.2 SPAL Modules

### 5.2.1 MCU Driver

The MCU Driver is the first basic software module initialized by the ECU State Manager. However, returning `MCU_Init`, the MCU and the MCU driver are not necessarily fully initialized. Additional, MCU specific steps may be needed. The ECU State Manager Fixed module provides callouts where this additional code can be placed, see chapter 8.7.2. For details on how this code should look like refer to [13].

### 5.2.2 Driver Dependencies and Initialization Order

BSW drivers may depend on each other. A typical example is the watchdog driver which needs the SPI driver to access an external watchdog. This means on the one hand, that drivers may be stacked (not relevant to the ECU State Manager Fixed module) but on the other hand that the underlying driver needs to be initialized first.

The system designer is responsible for defining the initialization order of the BSW drivers at configuration time.

## 5.3 Peripherals with Wake-up Capability

Wake up sources have to be handled and encapsulated by drivers. The implementation must follow the protocols and requirements presented in this document to ensure a seamless integration into AUTOSAR BSW.

To support the wake up and validation protocol, the driver has to fulfill the following requirements:

The driver has to notify ECU State Manager Fixed module by invoking the `EcuM_SetWakeupEvent` service once when a wake up event is detected. The same service should also be invoked during initialization of the driver if a pending wake up event is detected during the initialization.

The driver shall provide an explicit service to put the wake up source to sleep. This service shall put the wake up source into an energy saving and inert operation mode and re-arm the wake up notification mechanism.

If the wake up source is capable of generating faulty events<sup>3</sup> then the driver or the software stack consuming the driver or another appropriate BSW module shall either provide a validation callout for the wake up event under validation or directly call the wake up validation service of the ECU State Manager. If validation is not necessary, then this requirement is not applicable for the according wake up source.

---

<sup>3</sup> Faulty wakeup events may result from EMV spikes, bouncing effects on wakeup lines etc.



## 5.4 Operating System

ECU State Manager Fixed module starts and shuts down the AUTOSAR OS. It also defines the protocol how control is handed over to the OS after its startup and how control is handed back to the ECU State Manager Fixed module when the OS is shut down.

## 5.5 Runtime Environment (RTE)

*Requirement.* The initialization and de-initialization functions of the RTE are assumed to return.

The ECU State Manager Fixed module shall use the mode port feature of the RTE to notify about mode changes. See *chapter 8.2 Service Interfaces* for more information.

## 5.6 BSW Scheduler

The ECU State Manager Fixed module has a twofold relation with the BSW Scheduler. It initializes the BSW Scheduler and it also contains scheduled functions. EcuM\_MainFunction is scheduled to periodically evaluate run requests.

## 5.7 NVRAM Manager

The following operations of the NVRAM Manager [12] are executed by the ECU State Manager Fixed module .

- Initialization of NVRAM Manager after a power up or reset of the ECU
- Read-back of non-volatile data from NVRAM to ECU RAM during the initialization of the ECU
- In case of SLEEP state, storing of non-volatile data to NVRAM may prematurely be terminated upon wakeup events to ensure a quick restart of the ECU.

The ECU State Manager Fixed module does not read NVRAM during the wake up sequence since RAM contents is assumed to be still valid from the previous cycle. To verify this, the ECU State Manager Fixed module offers services to check RAM integrity<sup>4</sup>. The ECU State Manager Fixed module does only read NVRAM during the STARTUP phase.

The NVRAM Manager shall call the callbacks defined in *chapter 8.6.1 Callbacks from NVRAM Manager* to notify the ECU State Manager Fixed module about job status.

---

<sup>4</sup> See 8.7.4.6 EcuM\_GenerateRamHash and 8.7.5.1 EcuM\_CheckRamHash for details.

## 5.8 Diagnostic Event Manager

The DEM module requires the NVRAM Manager module to be operational. The DEM module is aware if the NVRAM Manager module is operational or provides limited functionality. These differences are handled within the DEM module.

## 5.9 Network Management

**[SWS\_EcuMf\_00022]** [The initialization process has to guarantee that NM is initialized, so the ECU is not set into sleep mode if AUTOSAR CAN Generic NM is not initialized.

⌋()

**[SWS\_EcuMf\_00023]** [Initialization of NM is only allowed after the initialization of the respective bus interface. ⌋()

Implementation hint: The integrator may call `Nm_Init` inside the callout `EcuM_AL_DriverInitThree`.

## 5.10 Other Basic Software Modules

**[SWS\_EcuMf\_00028]** [The integrator shall place initialization code for Basic Software Modules not already mentioned in this specification in the callouts `EcuM_AL_DriverInitZero`, `EcuM_AL_DriverInitOne`, `EcuM_AL_DriverInitTwo`, or `EcuM_AL_DriverInitThree`

⌋()

## 5.11 Software Components

The ECU State Manager Fixed module handles two ECU-wide settings/variables:

- OS application modes<sup>5</sup>
- Setting of shutdown targets

It is assumed in this specification that these properties are set by the application (through AUTOSAR ports, represented by service interfaces), typically by some ECU specific part of the application. The ECU State Manager Fixed module does not prohibit an application overriding settings of other applications. The policy must be defined at a higher level.

The following two requirements formulate an attempt to resolve this issue.

The SW-C Template may specify a field whether the SW-C sets the shutdown target.

---

<sup>5</sup> In this context, 'application mode' is a technical term which is defined by the AUTOSAR OS specification.

The generation tool may only allow configuration that have only one SW-C accessing shutdown target.

## 5.12 File Structure

### 5.12.1 Code file structure

**[SWS\_EcuM\_02990]** [The implementation of the ECU State Manager Fixed module shall provide one file `EcuM_Callout_Stubs.c` containing the stubs of the defined callouts. ]()

Whether this file `EcuM_Callout_Stubs.c` has to be modified directly or includes other generated files is specific to the implementation.

### 5.12.2 Header file structure

**[SWS\_EcuM\_00991]** [The implementation of the ECU State Manager Fixed module shall provide one file `EcuM.h` containing fix type declarations, forward declaration to generated types, and function prototypes. ]()

**[SWS\_EcuM\_02992]** [The implementation of the ECU State Manager Fixed module shall provide one file `EcuM_Generated_Types.h` containing generated types and fulfilling the forward declarations from `EcuM.h`. ]()

**[SWS\_EcuM\_02677]** [It shall only be necessary to include `EcuM_Cbk.h` to interact with the callbacks and callouts of the ECU State Manager. ]()

**[SWS\_EcuM\_00676]** [It shall only be necessary to include `EcuM.h` to use all services of the ECU State Manager. ]()

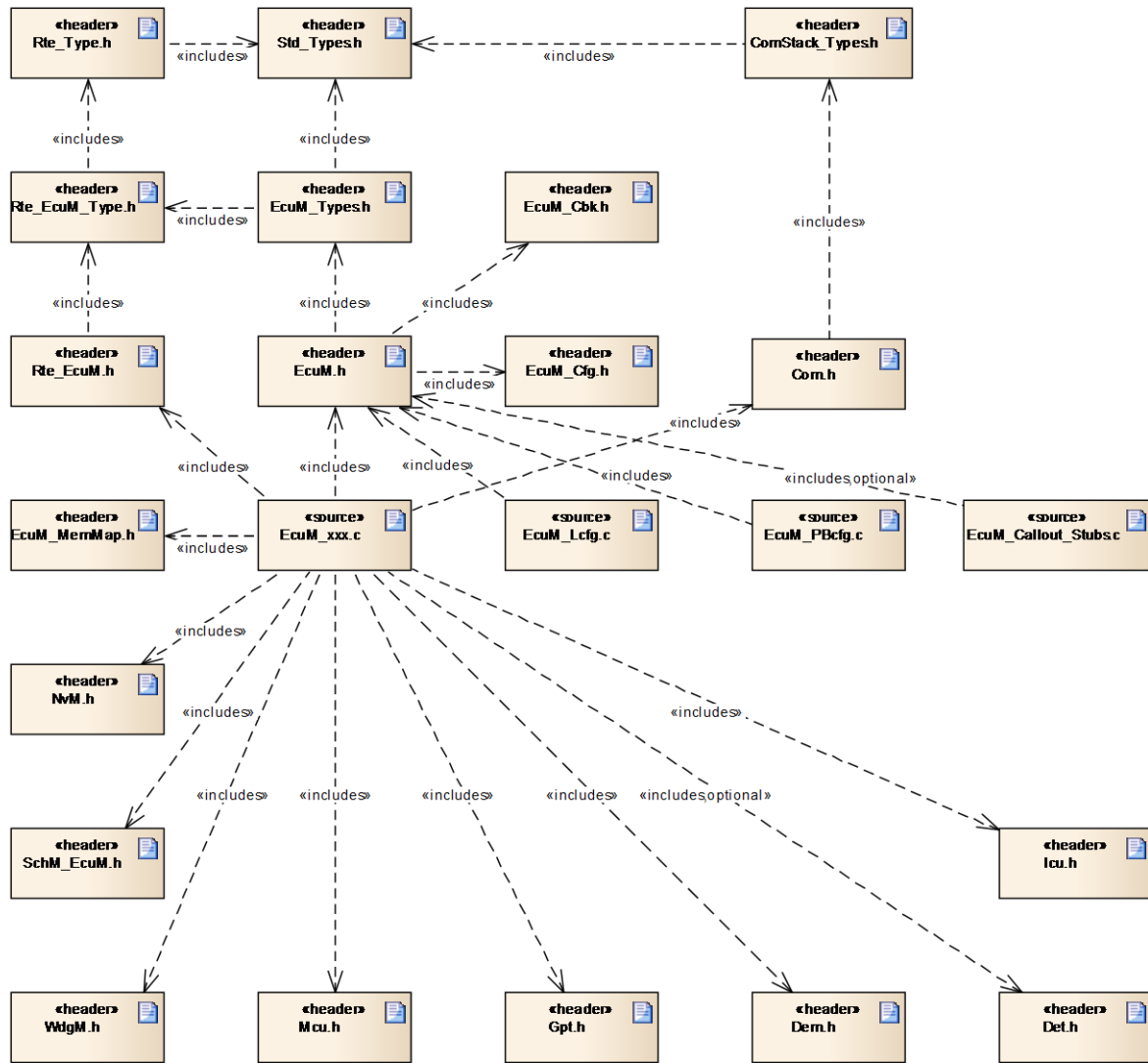


Figure 1 – Header file structure

**[SWS\_EcuM\_02875]** [The ECU State Manager Fixed module shall include the `Dem.h` file. By this inclusion the APIs to report errors as well as the required Event Id symbols are included. This specification defines the name of the Event Id symbols which are provided by XML to the DEM configuration tool. The DEM configuration tool assigns ECU dependent values to the Event Id symbols and publishes the symbols in `Dem_IntErrId.h`. ]()

Also refer to chapter 8.8 Expected Interfaces for dependencies to other modules.

## 6 Requirements traceability

Document: General Requirements on Basic Software Modules [3]

<b>Requirement</b>	<b>Satisfied by</b>
[SRS_BSW_00344] Reference to link-time configuration	10.2 Variants EcuM does not define configuration sets but references the init configuration, e.g. for driver initialization
[SRS_BSW_00404] Reference to post build time configuration	
[SRS_BSW_00405] Reference to multiple configuration sets	
[SRS_BSW_00345] Pre-compile-time configuration	10.4 Configurable Parameters 5.12 File Structure
[SRS_BSW_00159] Tool-based configuration	not applicable (EcuM does not specify the configuration tool)
[SRS_BSW_00167] Static configuration checking	10.4 Configurable Parameters
[SRS_BSW_00171] Configurability of optional functionality	10.4 Configurable Parameters
[SRS_BSW_00380] Separate C-files for configuration parameters	5.12 File Structure
[SRS_BSW_00419] Separate C-files for pre-compile-time configuration parameters	
[SRS_BSW_00381] Separate configuration header files for pre-compile-time parameters	
[SRS_BSW_00412] Separate H-file for configuration parameters	
[SRS_BSW_00383] List dependencies to other configuration files	10.4 Configurable Parameters
[SRS_BSW_00384] List dependencies to other modules	5 Dependencies to other Modules 8.8 Expected Interfaces
[SRS_BSW_00387] Specify the configuration class of a callback function	8.6 Callback Definitions
[SRS_BSW_00388] -	10.4 Configurable Parameters
[SRS_BSW_00400]	
[SRS_BSW_00402] Published information	10.4 Configurable Parameters
[SRS_BSW_00375] Notification of wake up reason	8.4.4 Wake up
[SRS_BSW_00101] Initialization interface	8.4.2.1 EcuM_Init
[SRS_BSW_00416] Sequence of initialization	<a href="#">SWS_EcuM_02559</a>
[SRS_BSW_00406] Check module initialization	not applicable (EcuM initializes the BSW, hence EcuM is always initialized from the point of view of any other BSW module.)
[SRS_BSW_00435] Header File Structure for the Basic Software Scheduler	<a href="#">SWS_EcuM_00862</a>
[SRS_BSW_00436] Module Header File Structure for the Basic Software Memory Mapping	<a href="#">SWS_EcuM_00862</a>
[SRS_BSW_00168] Diagnostic Interface of SW components	not applicable (EcuM has no testing requirements)
[SRS_BSW_00407] Function to read out published parameters	8.4.1.1 EcuM_GetVersionInfo

[SRS_BSW_00423]	Usage of SW-C template to describe BSW modules with AUTOSAR interfaces	8.2 Service Interfaces
[SRS_BSW_00424]	BSW main processing function task allocation	Implementation of EcuM_MainFunction according to this specification does not require extended task mechanisms.
[SRS_BSW_00425]	Trigger conditions for schedulable objects	8.5.1 EcuM_MainFunction
[SRS_BSW_00426]	Exclusive areas in BSW modules	not applicable (EcuM does not specify directly accessible global data.)
[SRS_BSW_00427]	ISR description for BSW modules	not applicable (EcuM does not specify ISRs.)
[SRS_BSW_00428]	Execution order dependencies of main processing functions	There are no requirements of this sort.
[SRS_BSW_00429]	Restricted BSW OS functionality access	EcuM does not use any other than the allowed OS services.
[BSW00431]	The BSW Scheduler module implements task bodies	EcuM does not define any task body.
[SRS_BSW_00432]	Modules should have separated main processing functions for a read/receive and write/transmit data path	not applicable (EcuM does not specify RxTx functionality.)
[SRS_BSW_00433]	Calling of main processing functions	EcuM does not call any main processing function.
[BSW00434]	The Schedule Module shall provide an API for exclusive areas	not applicable (This is not an EcuM requirement)
[SRS_BSW_00336]	Shutdown interface	8.4.2.3 EcuM_Shutdown
<i>Fault Operation and Error Detection</i>		
[SRS_BSW_00337]	Classification of errors	Table 5 - Error Classification
[SRS_BSW_00338]	Detection and reporting of development errors	Table 5 - Error Classification
[SRS_BSW_00369]	Do not return development error codes via API	8 API specification
[SRS_BSW_00339]	Reporting of production relevant error statuses	SWS_EcuM_02759
[SRS_BSW_00417]	Reporting of Error Events by Non-Basic Software	not applicable
[SRS_BSW_00323]	API parameter checking	18.9 API Parameter Checking
[SRS_BSW_00409]	Header files for production code error IDs	5.12 File Structure
[SRS_BSW_00385]	List possible error notifications	Table 5 - Error Classification
[SRS_BSW_00386]	Configuration for detecting errors	7.11 Error Classification
[SRS_BSW_00161]	Microcontroller abstraction	not applicable (Requirements related to layered software architecture are reflected by the EcuM SRS)
[SRS_BSW_00162]	ECU layout abstraction	
[SRS_BSW_00005]	No hard coded horizontal interfaces within MCAL	
[SRS_BSW_00415]	User dependent include files	not applicable (EcuM does not define user specific functionality)
[SRS_BSW_00164]	Implementation of ISRs	not applicable (EcuM does not specify ISRs.)
[SRS_BSW_00325]	Runtime of ISRs	
[SRS_BSW_00326]	Transition from ISRs to OS task	
[SRS_BSW_00342]	Usage of source code and	5.12 File Structure



	object code.	
[SRS_BSW_00343]	Specification and configuration of time	10.4 Configurable Parameters
[SRS_BSW_00160]	Human-readable configuration data	not applicable (This specification does not define the configuration file)
[SRS_BSW_00007]	HIS MISRA C	The API definition complies with MISRA C. 8 API specification
[SRS_BSW_00300]	Module naming conventions.	5.12 File Structure
[SRS_BSW_00413]	Accessing instances of BSW modules	not applicable (EcuM defines only one instance.)
[SRS_BSW_00347]	Naming separation of different instances of BSW drivers	
[SRS_BSW_00305]	Self-defined data types naming conventions	8.3 Type definitions
[SRS_BSW_00307]	Global variables naming convention	not applicable (EcuM does not specify global variables.)
[SRS_BSW_00310]	API naming conventions	8 API specification
[SRS_BSW_00373]	Main processing function naming convention	8.5.1 EcuM_MainFunction
[SRS_BSW_00327]	Error values naming convention	Table 5 - Error Classification
[SRS_BSW_00335]	Status values naming convention	8.3 Type definitions
[SRS_BSW_00350]	Development error detection keyword	10.4 Configurable Parameters
[SRS_BSW_00408]	Configuration parameter naming convention	10.4 Configurable Parameters
[SRS_BSW_00410]	Compiler switches shall have defined values	not applicable (This specification does not define compiler switchers)
[SRS_BSW_00411]	Get version info keyword	10.4 Configurable Parameters
[SRS_BSW_00346]	Basic set of module files	5.12 File Structure
[SRS_BSW_00158]	Separation of configuration from implementation	5.12 File Structure
[SRS_BSW_00314]	Separation of interrupt frames from service routines	not applicable (EcuM does not specify ISRs.)
[SRS_BSW_00370]	Separation of callback interface from API	8 API specification
[SRS_BSW_00450]	Main function processing for uninitialized module	8.5.1 EcuM_MainFunction
<i>Standard Header Files</i>		
[SRS_BSW_00348]	Standard header type	not applicable (EcuM does not define standard types)
[SRS_BSW_00353]	Platform specific type header	not applicable (EcuM is specified platform independent)
[SRS_BSW_00361]	Compiler specific language extension header	not applicable (EcuM does not define language extensions)
[SRS_BSW_00301]	Limited import information	8.1 Imported Types
[SRS_BSW_00302]	Limited export information	8 API specification
[SRS_BSW_00328]	Avoid duplication of code	Not applicable (Requirement to implementation)
[SRS_BSW_00312]	Shared code shall be re-entrant	8 API specification
[SRS_BSW_00006]	Platform independency	8 API specification

[SRS_BSW_00357]	Standard API return type	8 API specification
[SRS_BSW_00377]	Module specific API return types	8 API specification
[SRS_BSW_00304]	AUTOSAR integer data types	8 API specification
[SRS_BSW_00355]	Do not redefine AUTOSAR integer data types	8 API specification
[SRS_BSW_00378]	AUTOSAR boolean type	8 API specification
[SRS_BSW_00306]	Avoid direct use of compiler and platform specific keywords	8 API specification
[SRS_BSW_00308]	Defintion of global data	Not applicable
[SRS_BSW_00309]	Global data with read-only constraints	(EcuM does not specify global data.)
[SRS_BSW_00371]	Do not pass function pointers via API	8 API specification
[SRS_BSW_00358]	Return type of init() functions	<a href="#">SWS EcuM_02811</a>
[SRS_BSW_00414]	Parameter of init function	
[SRS_BSW_00376]	Return type and parameters of main processing functions	8.5.1 EcuM_MainFunction
[SRS_BSW_00359]	Return type of callback functions	8.6 Callback Definitions
[SRS_BSW_00360]	Parameters of callback functions	8.6 Callback Definitions
[SRS_BSW_00329]	Avoidance of generic interfaces	8 API specification
[SRS_BSW_00330]	Usage of macros/inline functions instead of functions	not applicable (Requirement to implementation)
[SRS_BSW_00331]	Separation of error and status values	8.3 Type definitions
[SRS_BSW_00009]	Module user documentation	Fulfilled by usage of template/formal review
[SRS_BSW_00401]	Documentation of multiple instances of configuration parameters	10.4 Configurable Parameters
[SRS_BSW_00172]	Compatibility and documentation of scheduling strategy	<a href="#">SWS EcuM_02836</a>
[SRS_BSW_00010]	Memory resource documentation	not applicable (requirement to implementation)
[SRS_BSW_00333]	Documentation of callback function context	8.6 Callback Definitions
[SRS_BSW_00374]	Module vendor identification	10.4 Configurable Parameters
[SRS_BSW_00379]	Module identification	10.4 Configurable Parameters
[SRS_BSW_00003]	Version identification	10.4 Configurable Parameters
[SRS_BSW_00318]	Format of module version numbers	10.4 Configurable Parameters
[SRS_BSW_00321]	Enumeration of module version numbers	10.4 Configurable Parameters
[SRS_BSW_00341]	Microcontroller compatibility documentation	not applicable (requirement to implementation)
[SRS_BSW_00334]	Provision of XML file	not applicable (provided by system team)
[SRS_BSW_00447]	Standardizing Include file structure of BSW Modules Implementing Autosar Service	5.12.2 Header file structure



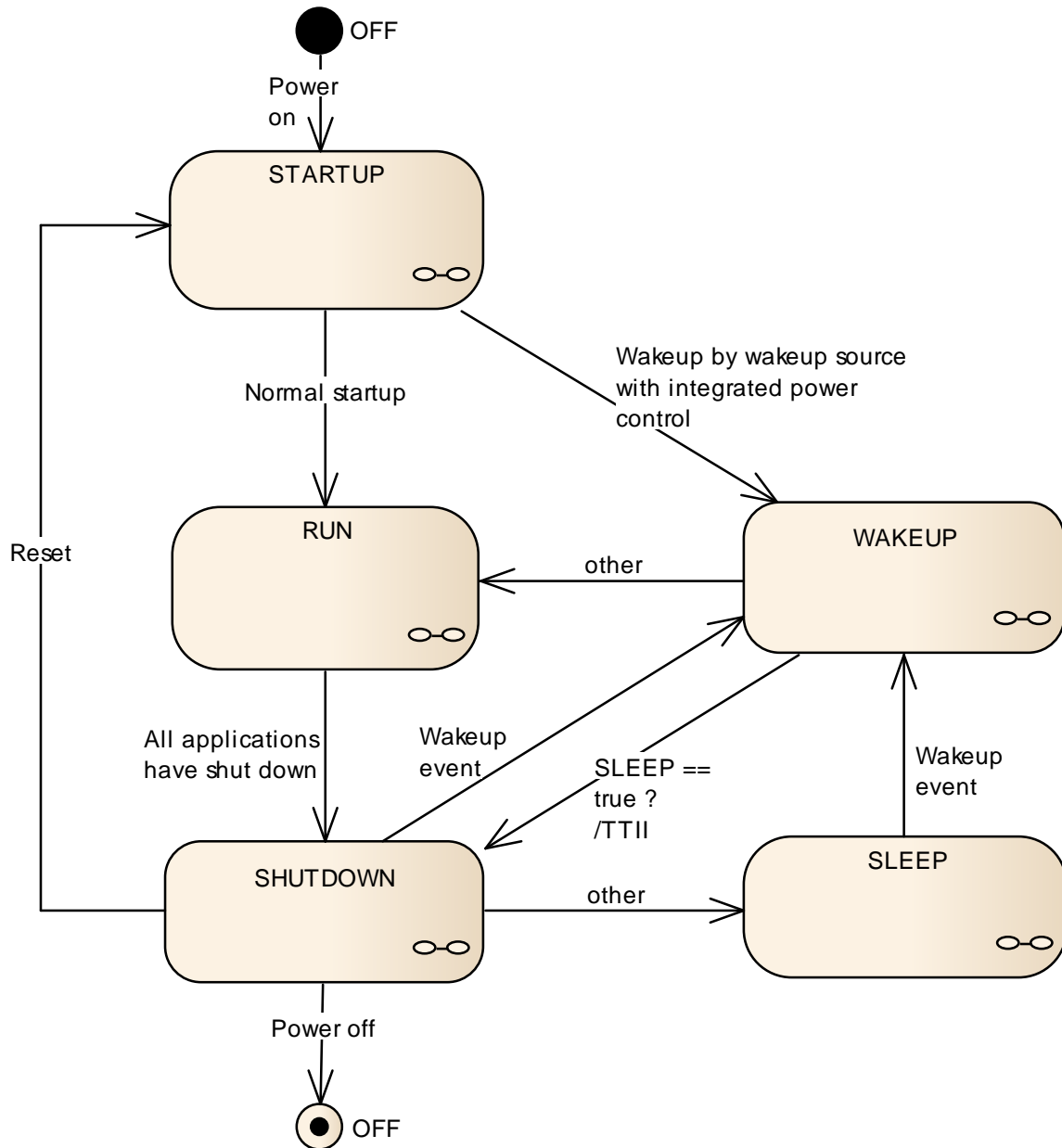
Document: Requirements on Mode Management [4]

<b>Requirement</b>	<b>Satisfied by</b>
[SRS_ModeMgm_09120] Configuration of initialization process of basic software	<a href="#">SWS_EcuM_02559</a> , SWS_EcuM_00520, 8.7.2 Callouts from STARTUP
[SRS_ModeMgm_09147] Configuration of de-initialization process of basic software	
[SRS_ModeMgm_09122] Configuration of users of the ECU State Manager	SWS_EcuM_00487 10.4 Configurable Parameters
[SRS_ModeMgm_09100] Selection of wake up sources shall be configurable	SWS_EcuM_02389 10.4 Configurable Parameters
[SRS_ModeMgm_09146] Configuration of time triggered increased inoperation	<a href="#">SWS_EcuM_00654</a> , <a href="#">SWS_EcuM_00223</a> , 10.4 Configurable Parameters
[SRS_ModeMgm_09001] Standardization of state relations	<a href="#">SWS_EcuM_02664</a>
[SRS_ModeMgm_09116] Requesting and releasing the RUN state	<a href="#">SWS_EcuM_00814</a> , <a href="#">SWS_EcuM_00815</a>
[SRS_ModeMgm_09114] Starting/invoking the shutdown process	<a href="#">SWS_EcuM_00311</a>
[SRS_ModeMgm_09104] ECU State Manager Fixed module shall take over control after OS shutdown	<a href="#">SWS_EcuM_00328</a>
[SRS_ModeMgm_09113] Initialization of Basic Software modules	Table 1 - Initialization Activities
[SRS_ModeMgm_09127] De-initialization of BSW	Table 3 - Shutdown Activities
[SRS_ModeMgm_09128] Support of several shutdown targets	7.6.2.1 Shutdown Targets
[SRS_ModeMgm_09119] Support of several sleep modes	7.4.3.4 RUN III 7.5 SHUTDOWN State
[SRS_ModeMgm_09102] API for selecting the sleep mode	<a href="#">SWS_EcuM_02822</a>
[SRS_ModeMgm_09072] Force ECU shutdown	<a href="#">SWS_EcuM_00821</a>
[SRS_ModeMgm_09009] Activation of software when entering/leaving ECU states	8.7 Callout Definitions
[SRS_ModeMgm_09017] Provide ECU state information	8.7 Callout Definitions
[BSW09138] Selection of application modes of OS	7.10.1 OS Application Modes
[SRS_ModeMgm_09136] Centralized Wake-up Management	7.8 Wake-up Validation Protocol
[SRS_ModeMgm_09098] Registration of wake up reasons	8.4.4 Wake up
[SRS_ModeMgm_09097] Validation of physical channel wake up	7.8 Wake-up Validation Protocol
[SRS_ModeMgm_09118] Time Triggered Increased Inoperation	7.9 Time Triggered Increased Inoperation
[SRS_ModeMgm_09145] Support of wake-sleep operation	7.10.5 Configuration Alternative for Providing Wake-Sleep Operation
[SRS_ModeMgm_09126] Provide an API for querying of wake up reason	8.4.4 Wake up
[SRS_ModeMgm_09145] Evaluate condition to stay in the RUN state	<a href="#">SWS_EcuM_00311</a>
[SRS_ModeMgm_09164] Shutdown synchronization	7.4.3.4 RUN

	support for SW-Components	
[SRS_ModeMgm_09165]	Requesting and releasing the POST RUN state	<a href="#">SWS EcuM_00819</a> , <a href="#">SWS EcuM_00820</a>
[SRS_ModeMgm_09166]	Evaluate condition to stay in POST_RUN state	<a href="#">SWS EcuM_00761</a>
[BSW09170]	Triggering Watchdog Manager during Startup / Shutdown and Sleep	<a href="#">Integration</a> code
[SRS_ModeMgm_09173]	Minimum duration of Run State	<a href="#">SWS EcuM_00310</a>

## 7 Functional Specification

### 7.1 Main States of the ECU State Manager



**Figure 2 – ECU Main States (top level diagram)**

Figure 2 – ECU Main States (top level diagram) shows the main state machine provided by the ECU State Manager Fixed module. This state machine manages the 'life cycle' of an ECU from OFF through STARTUP and RUN to SLEEP or OFF.

Please refer to the following chapters and to 8.3.2 EcuM\_StateType for the relevant substates.

### 7.1.1 STARTUP State

The purpose of the `STARTUP` state is to initialize the basic software modules. The `STARTUP` state is divided into two parts, the first being the part before OS startup, the second part after OS startup (and therefore with a running OS). More details about the initialization are given in chapter 7.3 `STARTUP` State.

### 7.1.2 RUN State

The `RUN` State is entered by the ECU State Manager Fixed module after all modules of basic software including OS and RTE have been initialized by the ECU State Manager Fixed module .

The `RUN` State indicates to the SW-C's above RTE that BSW has initialized and applications start operating. Further, the `RUN` state provides a mechanism for synchronized shutdown of application software.

`RUN` state must be requested by the application explicitly or implicitly<sup>6</sup> whenever it is needed to keep the ECU awake. Otherwise, the ECU State Manager Fixed module will commence shutdown. In other words: a SW-C has to request the `RUN` state from the ECU State Manager Fixed module when the ECU needs to stay awake.

The `RUN` State falls into two sub-states: The regular `RUN` state and a `POST_RUN` state. The `POST_RUN` state can be requested by SW-C's to indicate that the need to execute cleanup or saving activities before the ECU goes to sleep. The `POST_RUN` state can be requested independently from the `RUN` state with a separate API or via System Services accordingly<sup>7</sup>.

SW-C's shall react on state changes by interfacing with the mode port of the ECU State Manager Fixed module.

If the SW-C's primary intent is to communicate with other SW-C's, the SW-C has to request a communication state from the Communication Manager module instead.

### 7.1.3 SHUTDOWN State

The `SHUTDOWN` state handles the controlled shutdown of basic software modules and finally results in the selected shutdown target for the ECU: `SLEEP`, `OFF`, or `Reset`. An important activity in this state is to write non-volatile data back to NVRAM.

---

<sup>6</sup> `RUN` state is requested implicitly if a non-idle state is requested from a Resource Manager. E.g. requesting any state but 'no communication' from the Communication Manager will have the Communication Manager requesting `RUN` state from the ECU State Manager in turn. This is a request for communication which implicitly results in a request for `RUN` state. See also [6].

<sup>7</sup> In this specification `RUN` and `POST RUN` sub-states are called `RUN II` and `RUN III`.

### 7.1.4 SLEEP State

The `SLEEP` state is an energy saving state. Typically, no code is executed but power is still supplied, and if configured accordingly, the ECU is wakeable in this state<sup>8</sup>. The `SLEEP` state provides a configurable set of sleep modes which typically are a trade off between power consumption and time to restart the ECU. In terms of the API, the sleep modes are referred to as *shutdown targets*.

### 7.1.5 WAKEUP State

The `WAKEUP` State is entered when the ECU comes out of the `SLEEP` state, due to intended or unintended wake up.

The `WAKEUP` State provides a protocol to support validation of wake up events. This is necessary to differentiate between intended and unintended wake-ups. The validation itself is a cooperative process between the driver which handles the wake up source and the ECU State Manager Fixed module (see 7.8 Wake-up Validation Protocol).

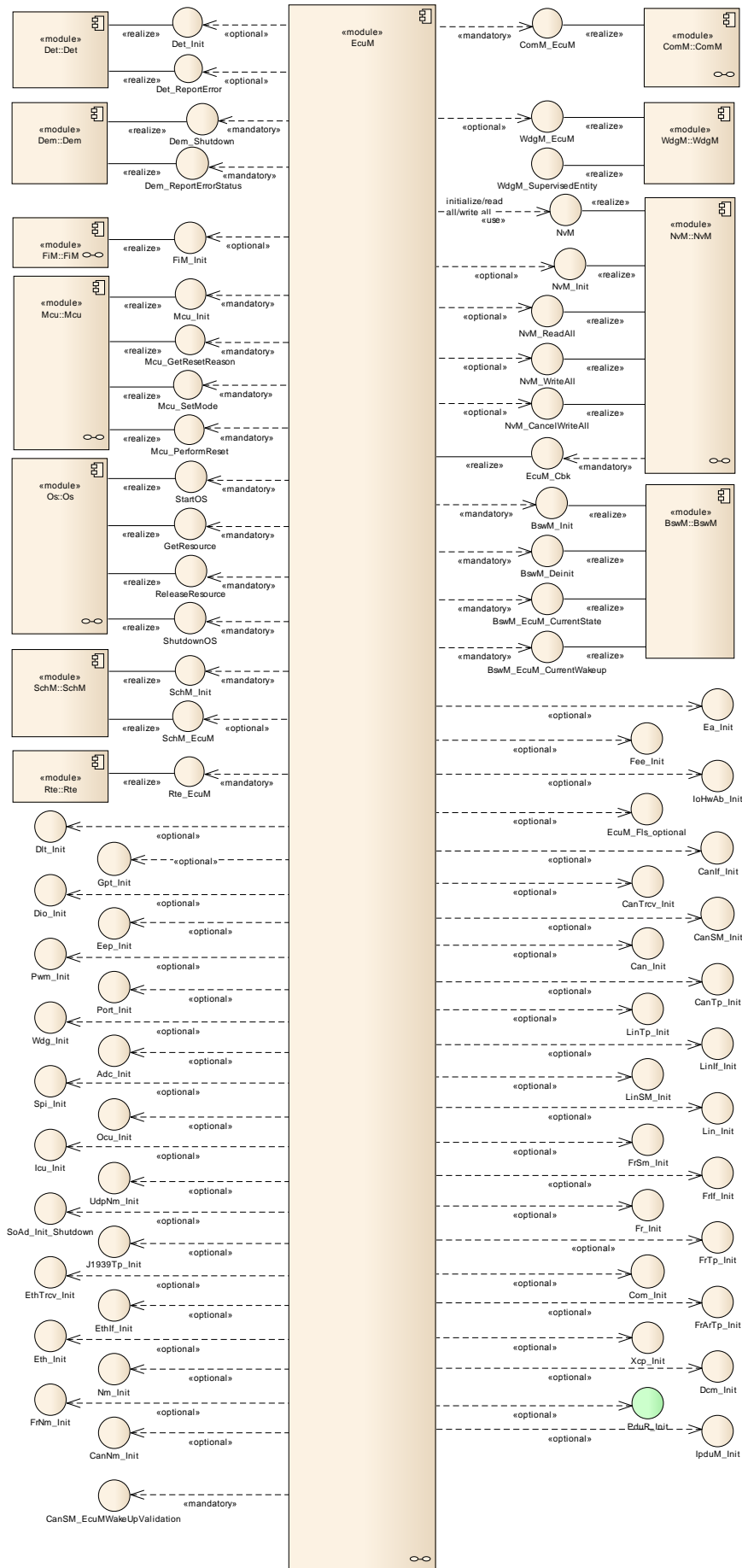
### 7.1.6 OFF State

The `OFF` state describes the unpowered ECU. Wakeability may be required in this state but only for wake up sources with integrated power control. In any case the ECU must be startable (e.g. by reset events).

---

<sup>8</sup> Some ECU designs actually do require code execution to implement a `SLEEP` state (and the wakeup capability). For these ECUs, the clock speed is typically dramatically reduced. These could be implemented with a small loop inside the `SLEEP` state.

## 7.2 Structural Description of the ECU State Manager



**Figure 3 – Module Relationship (top level diagram)**

Figure 3 shows how the ECU State Manager Fixed module is related to other modules. In most cases, the ECU State Manager Fixed module is simply responsible for initialization<sup>9</sup>. There are however some modules that have a functional relationship with the ECU State Manager Fixed module which are explained in the following paragraphs.

### 7.2.1 Standardized AUTOSAR Software Modules

Basic Software modules are initialized and shut down by the ECU State Manager. The RTE is initialized and shut down by the ECU State Manager.

The OS is initialized and shut down by the ECU State Manager.

After the OS initialization, additional initialization steps are undertaken by the ECU State Manager Fixed module before the RUN state is reached. Execution control is handed over to the ECU State Manager Fixed module after OS shutdown. Details are provided in the chapters 7.3 STARTUP State and 7.5 SHUTDOWN State.

### 7.2.2 Software Components

SW Components contain the application code of an AUTOSAR ECU. Software Components shall request the RUN state from the ECU State Manager Fixed module when they have the need to keep the ECU alive.

If the intent of the SW-C is primarily to communicate then it should request a communication state from the Communication Manager (see [6]). This will implicitly keep the ECU alive. A SW-C should clearly separate between the need to communicate and the need to keep an ECU alive. Mixing up these two ideas may result in an instable shutdown algorithm.

A SW-C interacts with the ECU State Manager Fixed module using AUTOSAR ports which are mapped to system Services of the ECU State Manager Fixed.

### 7.2.3 Resource Managers

The concept of resource managers allows adding new state machines to the BSW (as a part of new BSW modules) which behave like sub-state machines of the RUN state.

In order to collaborate correctly with the ECU State Manager Fixed module only very few requirements must be met:

A Resource Manager has to define exactly one idle state that signifies the state where the Resource Manager isn't doing anything but waiting.

---

<sup>9</sup> To be precise, "initialization" could also mean de-initialization.



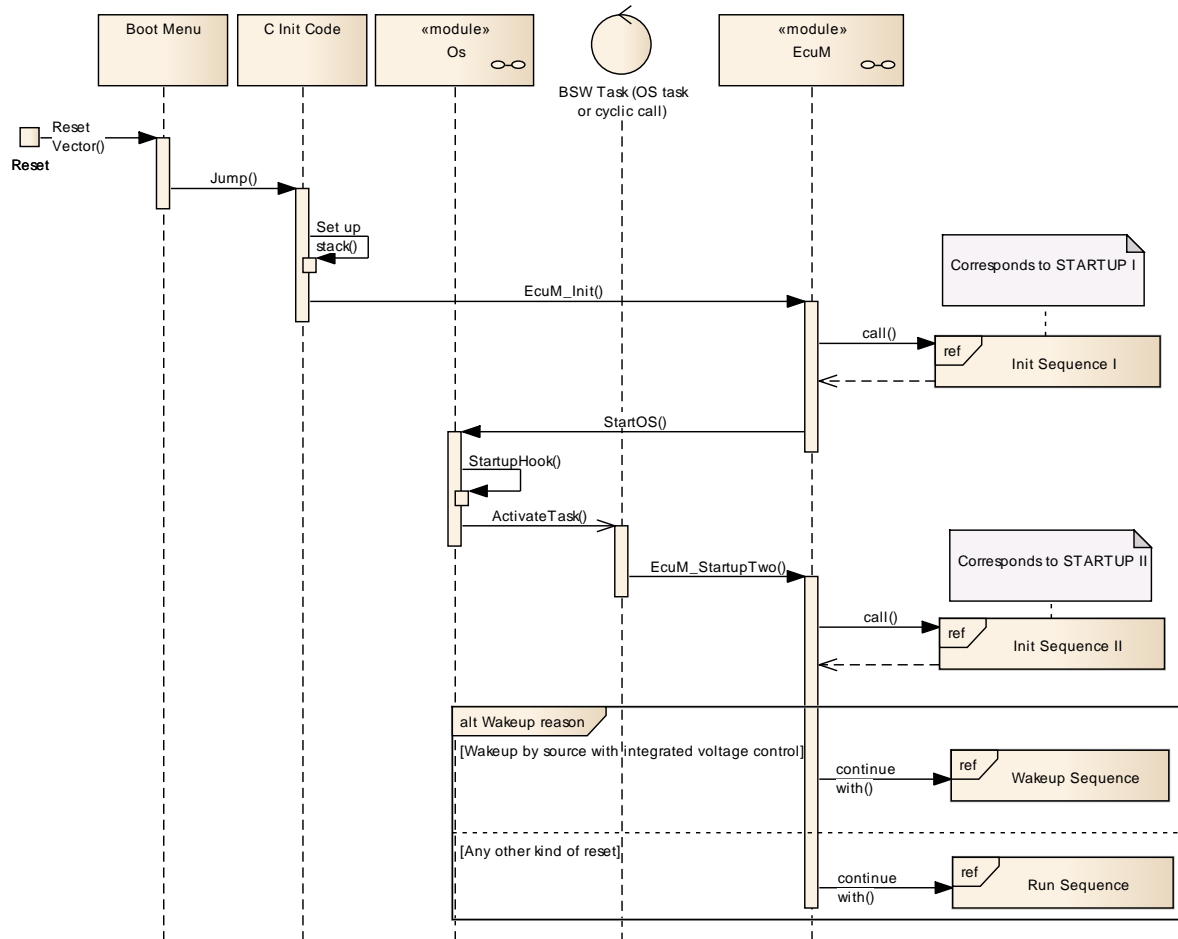
A Resource Manager has to transit into its idle state after initialization. It shall request the RUN state from the ECU State Manager Fixed module whenever it leaves its idle state and it shall release the RUN state when it returns back to its idle state.

The Communication Manager module is one such resource manager.

### 7.3 STARTUP State

See 7.1.1 STARTUP State for an overview description.

#### 7.3.1 High Level Sequence Diagram



**Figure 4 – Startup Sequence (high level diagram)**

To see adjacent diagrams refer to

Figure 8 – RUN State Sequence

Figure 2 – ECU Main States (top level diagram)

The startup sequence in Figure 4 shows the startup behavior of the ECU. With the invocation of EcuM\_Init the ECU State Manager Fixed module takes control of the startup procedure. The startup of the ECU falls into two parts.

The first part, init sequence I or STARTUP I is finished when the AUTOSAR OS is started.

The second part, init sequence II or STARTUP II is finished when RTE is started.

To distinguish services that are called before the OS is started from those that are called afterwards and to have a cleaner visualization, the ECU State Manager Fixed module is split into two parts: The initialization of the ECU State Manager Fixed module (started with a call to EcuM\_Init(), which runs without OS, and the EcuM.

### 7.3.2 Activities before EcuM\_Init

The ECU State Manager Fixed module assumes that before EcuM\_Init is called a minimal initialization of the MCU has taken place, so that a stack is set up and code can be executed.

### 7.3.3 STARTUP Activity Overview

[SWS\_EcuMf\_00007: ] Initialization dependencies (as defined in the BSWMDs) have to be respected.

⌋()

Example (to show when ComM\_CommunicationAllowed shall be called):

ComM\_Init()

CanXX\_Init()

ComM\_CommunicationAllowed(<CAN channel>, true)

And reverse for DelInit

[SWS\_EcuM\_02411] The following table shows the Startup activities and the order in which they shall be executed.

<b>Sub-state Initialization Activity<sup>10</sup></b>	<b>Comment</b>	<b>Opt.<sup>11</sup></b>
<b>STARTUP I</b>		
Callout EcuM_AL_DriverInitZero	Init block 0 This callout may only initialize BSW modules that do not use post-build configuration parameters. The callout may not only contain driver initialization but any kind of pre-OS, low level initialization code. See 7.3.5 Driver Initialization	yes
Callout EcuM_DeterminePbConfiguration	This callout is expected to return a pointer to a fully initialized EcuM_ConfigType structure containing the post-build configuration data for EcuM and all other BSW modules.	no
Check consistency of configuration data	If check fails the EcuM_ErrorHook is called. See 10.5 Checking Configuration Consistency for details on the consistency check.	No
Callout EcuM_AL_DriverInitOne	Init block I The callout may not only contain driver initialization but any kind of pre-OS, low level initialization code. See 7.3.5 Driver Initialization	Yes
Get reset reason	The reset reason is derived from a call to	No

<sup>10</sup> Activities marked with x are conditional.

<sup>11</sup> Optional activities can be switched on or off by configuration. See chapter 10.3 Published for details.

<b>Sub-state Initialization Activity<sup>10</sup></b>	<b>Comment</b>	<b>Opt.<sup>11</sup></b>
	Mcu_GetResetReason and the mapping defined via the EcuMWakeupSource configuration containers.  See 8.6.2.2 EcuM_SetWakeupEvent and 8.4.4.3 EcuM_GetValidatedWakeupEvents.	
Select default shutdown target	See SWS_EcuM_02181	No
Start OS	Start the AUTOSAR OS, see SWS_EcuM_02603	No
<b>STARTUP II</b>		
Init BSW Scheduler	Initialize the semaphores for critical sections used by BSW modules	No
Callout EcuM_AL_DriverInitTwo	Init block II The callout may only initialize BSW modules that need OS support but don't need access to private NvRam data (other than post-build configuration data in their <Module>_ConfigType) or manage that data on their own. See 7.3.5 Driver Initialization	Yes
Callout EcuM_OnRTEShutdown		No
Start RTE	From now on SW-Cs are running. RTE will signal the (initial) mode STARTUP during start.	No
Callout EcuM_AL_DriverInitThree	Init block III The callout may initialize BSW modules that need OS support and rely on their private NvRam data (other than post-build configuration data in their <Module>_ConfigType) to be restored. See 7.3.5 Driver Initialization	Yes
Indicate mode change to RTE	Indicated mode is SLEEP if next state is WAKEUP VALIDATION, indicated mode is RUN if next state is RUN.	No

**Table 1 - Initialization Activities**

⌋()

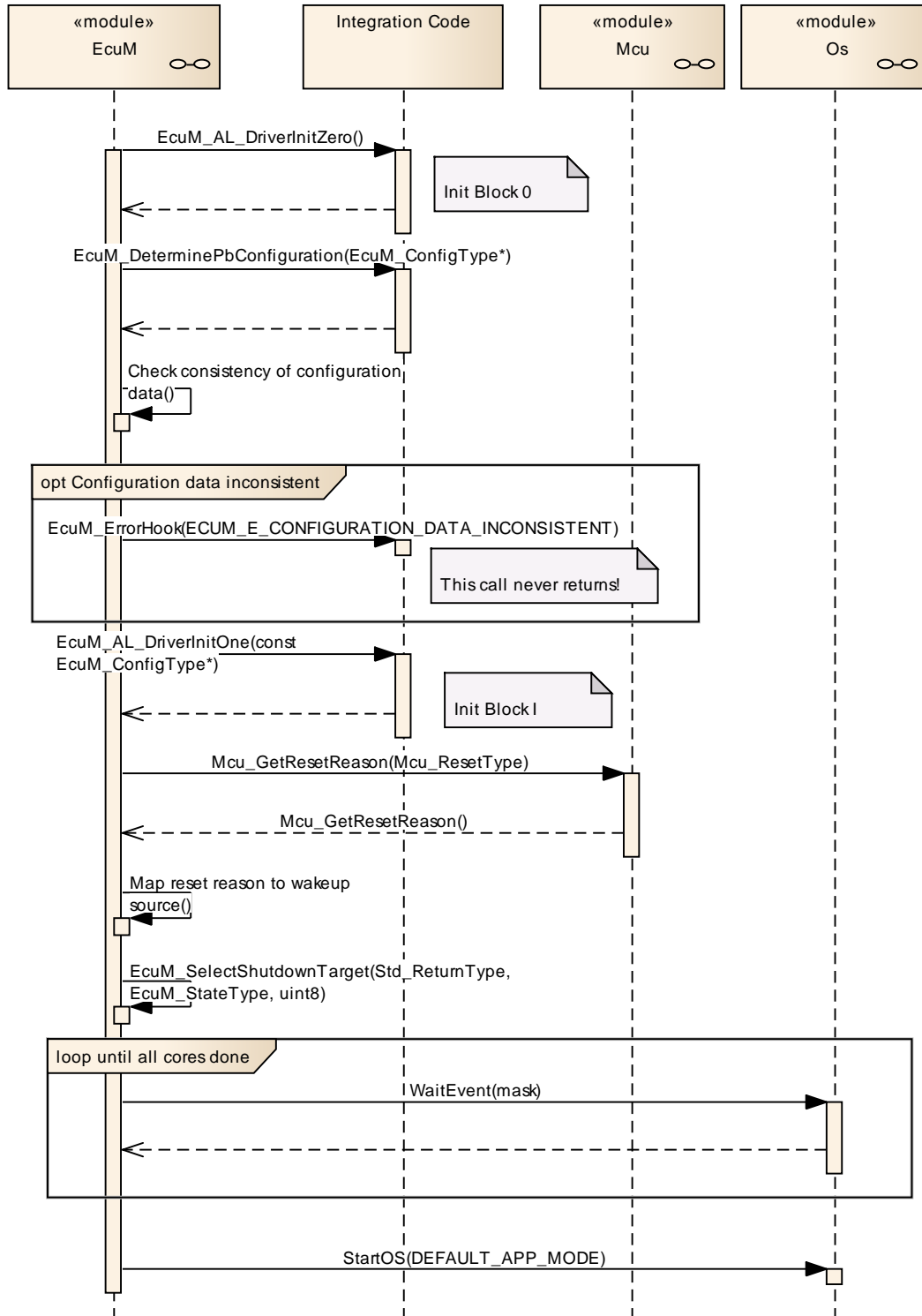
**[SWS\_EcuM\_02623]** [The ECU State Manager shall remember the wake up source resulting from the reset reason translation (see Table 1 - Initialization Activities).

⌋()

**7.3.4 Sub-State Descriptions**

**7.3.4.1 STARTUP I**

The STARTUP I state is entered with a call of the API function EcuM\_Init.



**Figure 5 – Init Sequence I (STARTUP I)**

STARTUP I is intended for preparing the ECU to initialize the OS. The phase should be kept as short as possible. This also applies to the callouts. Initialization of drivers should be done in STARTUP II whenever possible. Interrupts should not be used in this phase. If interrupts have to be used, only category I interrupts are allowed in STARTUP phase 1<sup>12</sup>.

Initialization of drivers and hardware abstraction modules is not strictly defined by the ECU State Manager. Two callouts `EcuM_AL_DriverInitZero` and `EcuM_AL_DriverInitOne` are provided to define the init blocks 0 and I. These blocks are initialization activities during STARTUP I, where initialization can take place. Modules needing OS support can be placed into init blocks II or III (see 7.3.4.2 STARTUP II).

`MCU_Init` does not provide complete MCU initialization. Additionally, hardware dependent steps have to be executed and must be defined at system design time. These steps are supposed to be taken within the `EcuM_AL_DriverInitZero` or `EcuM_AL_DriverInitOne` callouts. Details can be found in [13].

**[SWS\_EcuM\_02181]** [ECU State Manager Fixed module must call `EcuM_SelectShutdownTarget` with the configured default shutdown target (see 7.6.2.1 Shutdown Targets, 7.9 Time Triggered Increased Inoperation and 10.4 Configurable Parameters. ]()

**[SWS\_EcuM\_02603]** [At the end of the STARTUP I state, the ECU State Manager starts the OS. All basic software modules which are needed by the OS shall be initialized by this time. Modules left out so far may be initialized later in STARTUP II. ]()

Note: If a Watchdog Manager is configured and initialized in any of the Init Blocks, the integration code shall call the Watchdog Manager often enough to ensure correct operation of the ECU during the transient states.

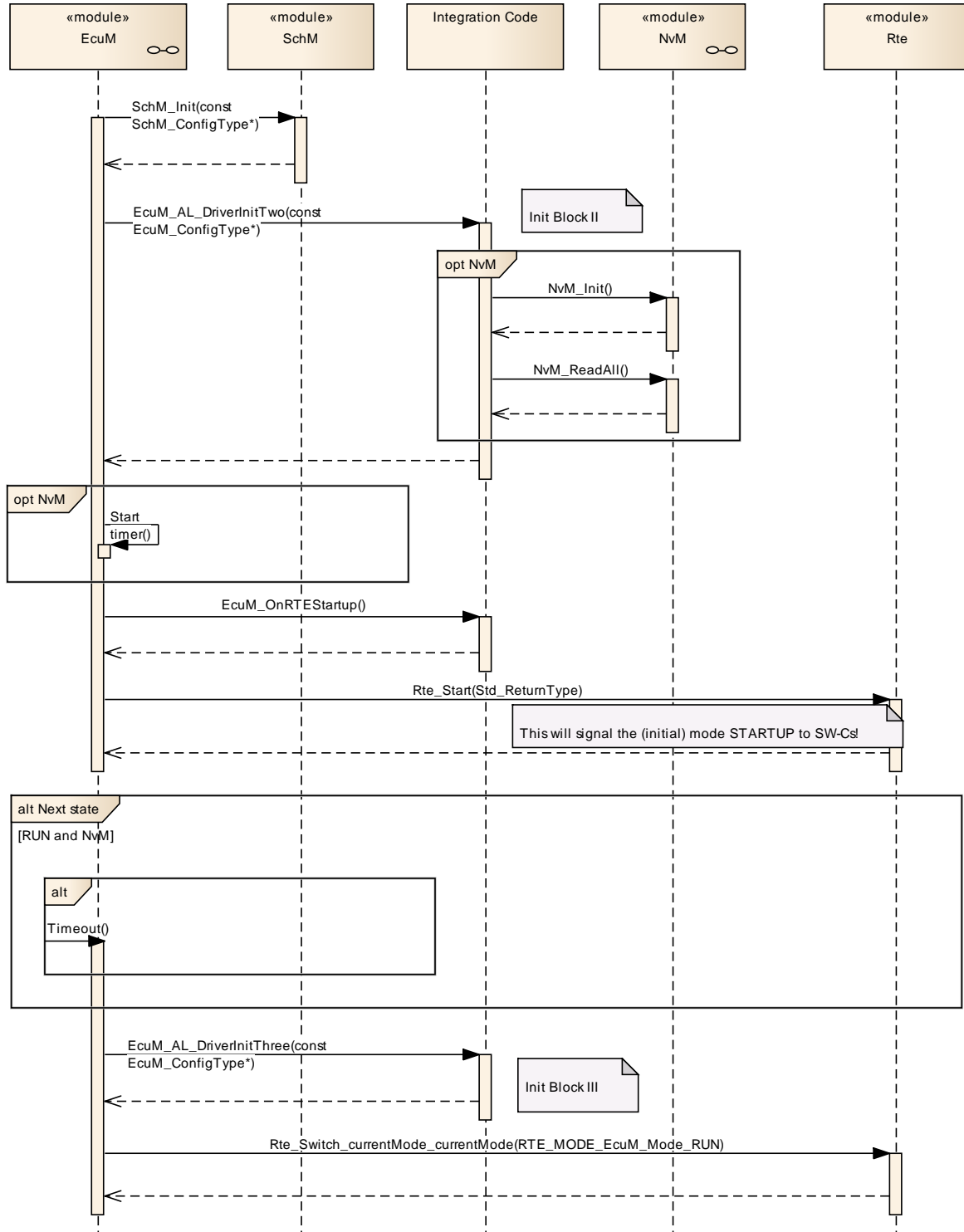
For the handling of the functionalities during `SLEEP` see [8] Chapter 7.4.

---

<sup>12</sup> Category II interrupts require a running OS while category I interrupts do not. AUTOSAR OS requires each interrupt vector to be exclusively put into one category.

**7.3.4.2 STARTUP II**

STARTUP II is carried out by the EcuM\_StartupTwo API function.



**Figure 6 – Init Sequence II (STARTUP II)**

The callout `EcuM_AL_DriverInitTwo` is provided, where initialization of those basic software modules should take place, which need OS support and need no access to NvRam data or manage the NvRam data on their own.

The callout `EcuM_AL_DriverInitThree` is provided, where initialization of those basic software modules should take place, which need OS support and need NvRam data to be completely restored.

**[SWS\_EcuM\_00632]** [If one of the wake up sources listed in 7.8.7 Wake up Sources and Reset Reason is set, then execution shall continue with RUN state. In all other cases, execution shall continue with WAKEUP VALIDATION state. ]()

### 7.3.5 Driver Initialization

This chapter applies to drivers of the AUTOSAR Basic Software that are not handled directly by the ECU State Manager Fixed module.

A driver's location in the initialization process depends strongly on its implementation and the target hardware design. Drivers can be initialized from the driver init blocks I and II during STARTUP I and II respectively.

**[SWS\_EcuM\_02559]** [The order inside of the blocks shall be generated from configuration information (see 10.4 Configurable Parameters `EcuMDriverInitListZero`, `EcuMDriverInitListOne`, `EcuMDriverInitListTwo`, `EcuMDriverInitListThree`, and `EcuMDriverRestartList`). ]()

**[SWS\_EcuM\_02730]** [For each driver, its init function with the configured init configuration shall be called. The init parameter for the init function shall be derived from driver's configuration (see 10.4 Configurable Parameters `EcuMFixedModuleConfigurationRef`). ]()

Some drivers may need re-initialization when the ECU is woken up. This is especially true for drivers with wake up sources. For re-initialization, a restart block is defined. The restart block is part of the WAKEUP state.

**[SWS\_EcuM\_02561]** [The restart list will typically only contain a subset of drivers. But drivers shall appear in the same order as in the combined list of init block I and init block II (see 10.4 Configurable Parameters, `EcuMDriverRestartList`). ]()

**[SWS\_EcuM\_02562]** [Drivers which serve as wake up sources may need to be re-initialized in the restart block. The driver restart shall re-arm the trigger mechanism of the 'wake up detected' callback (see 7.7.4.1 WAKEUP I). ]()

**[SWS\_EcuM\_02563]** [If hardware is put into a sleep mode during SHUTDOWN then this hardware must be restarted by its driver.



The restart list will be invoked in state WAKEUP I (see 7.1.5 WAKEUP State).  $\downarrow$ ()

The following table shows one possible (and recommended) sequence of activities for the Init Blocks 0, I, II, and III. Depending on hardware and software configuration, BSW modules may be added or left out and other sequences may also be possible.

Recommended Init Block	
<i>Init Activity</i>	<i>Comment</i>
Init Block 0 <sup>13</sup>	
<ul style="list-style-type: none"> <li>Development Error Tracer</li> <li>Any drivers needed to access post-build configuration data</li> </ul>	<ul style="list-style-type: none"> <li>This always needs to be the first module to be initialized, so that other modules can report development errors.</li> <li>These drivers may themselves not need post-build configuration or OS features.</li> </ul>
Init Block I <sup>14</sup>	
<ul style="list-style-type: none"> <li>MCU Driver</li> <li>PORT</li> <li>DIO</li> <li>Diagnostic Event Manager</li> <li>General Purpose Timer</li> <li>Watchdog Driver</li> <li>Watchdog Manager</li> <li>SchM</li> <li>BswM</li> <li>ADC Driver</li> <li>ICU Driver</li> <li>PWM Driver</li> <li>OCU Driver</li> </ul>	<ul style="list-style-type: none"> <li>Pre-Initialization</li> <li>Internal watchdogs only, external ones may need SPI</li> </ul>
Init Block II <sup>15</sup>	
<ul style="list-style-type: none"> <li>SPI Driver</li> <li>EEPROM Driver</li> <li>Flash Driver</li> <li>NVRAM Manager</li> <li>CAN Transceiver</li> <li>CAN Driver</li> <li>CAN Interface</li> <li>CAN State Manager</li> <li>CAN TP</li> <li>LIN Driver</li> <li>LIN Interface</li> <li>LIN State Manager</li> <li>LIN TP</li> <li>FlexRay Transceiver</li> <li>FlexRay Driver</li> <li>FlexRay Interface</li> <li>FlexRay State Manager</li> <li>FlexRay TP</li> <li>PDU Router</li> <li>CAN NM</li> <li>FlexRay NM</li> <li>NM Interface</li> <li>I-PDU Multiplexer</li> </ul>	<ul style="list-style-type: none"> <li>Initialization and start NvM_ReadAll job</li> </ul>

<sup>13</sup> Drivers in Init Block 0 are listed in the *EcuMDriverInitListZero* configuration container.

<sup>14</sup> Drivers in Init Block I are listed in the *EcuMDriverInitListOne* configuration container.

<sup>15</sup> Drivers in Init Block II are listed in the *EcuMDriverInitListTwo* configuration container.

Recommended Init Block	
<i>Init Activity</i>	<i>Comment</i>
COM Diagnostic Communication Manager	
Init Block III <sup>16</sup> Communication Manager Diagnostic Event Manager Function Inhibition Manager	Full initialization

**Table 2 - Driver Initialization Details, Sample Configuration**

**[SWS\_EcuMf\_00037]** [Depending on the post-build tooling approach described in the TPS\_EcuConfiguration document, a BSW module shall be configured either using EcuMFixedModuleConfigurationRef or EcuMFixedPostBuildVariationCriterion.

⌋()

**[SWS\_EcuM\_02719]** [A configuration tool shall fill the callout EcuM\_AL\_DriverRestart with initialization calls to the listed drivers in the order in which they occur in the list. ⌋()

**[SWS\_EcuM\_02720]** [Entries in this list must appear in the same order as in the combined list of EcuM\_DriverInitListOne and EcuM\_DriverInitListTwo. This list may be a real subset though. In all other cases, the generation tool shall report an error.

⌋()

### 7.3.6 DET Initialization

The Development Error Tracer is a software module for debugging purposes.

**[SWS\_EcuM\_02783]** [DET shall be initialized early during STARTUP I by the ECU State Manager. ⌋()

**[SWS\_EcuM\_02634]** [DET is not *started* by default but the system designer has to configure the point where DET is started, preferably into one of the callouts EcuM\_AL\_DriverInitOne or EcuM\_AL\_DriverInitTwo. The best point for starting DET depends on its implementation and behavior. DET is started by invoking `Det_Start`.

⌋()

<sup>16</sup> Drivers in Init Block III are listed in the `EcuMDriverInitListThree` configuration container.

## 7.4 RUN State

See 7.1.2 RUN State for an overview description.

All activities in the RUN state described in this chapter are carried out in the EcuM\_MainFunction service.

### 7.4.1 State Breakdown Structure

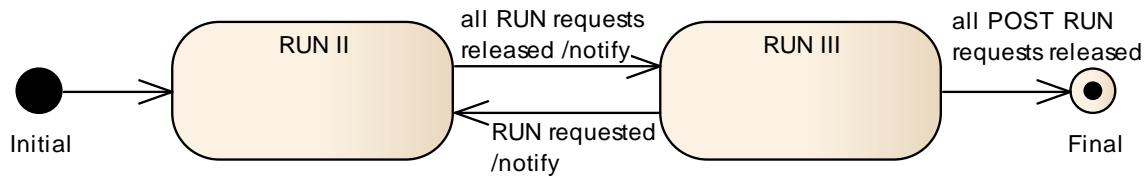
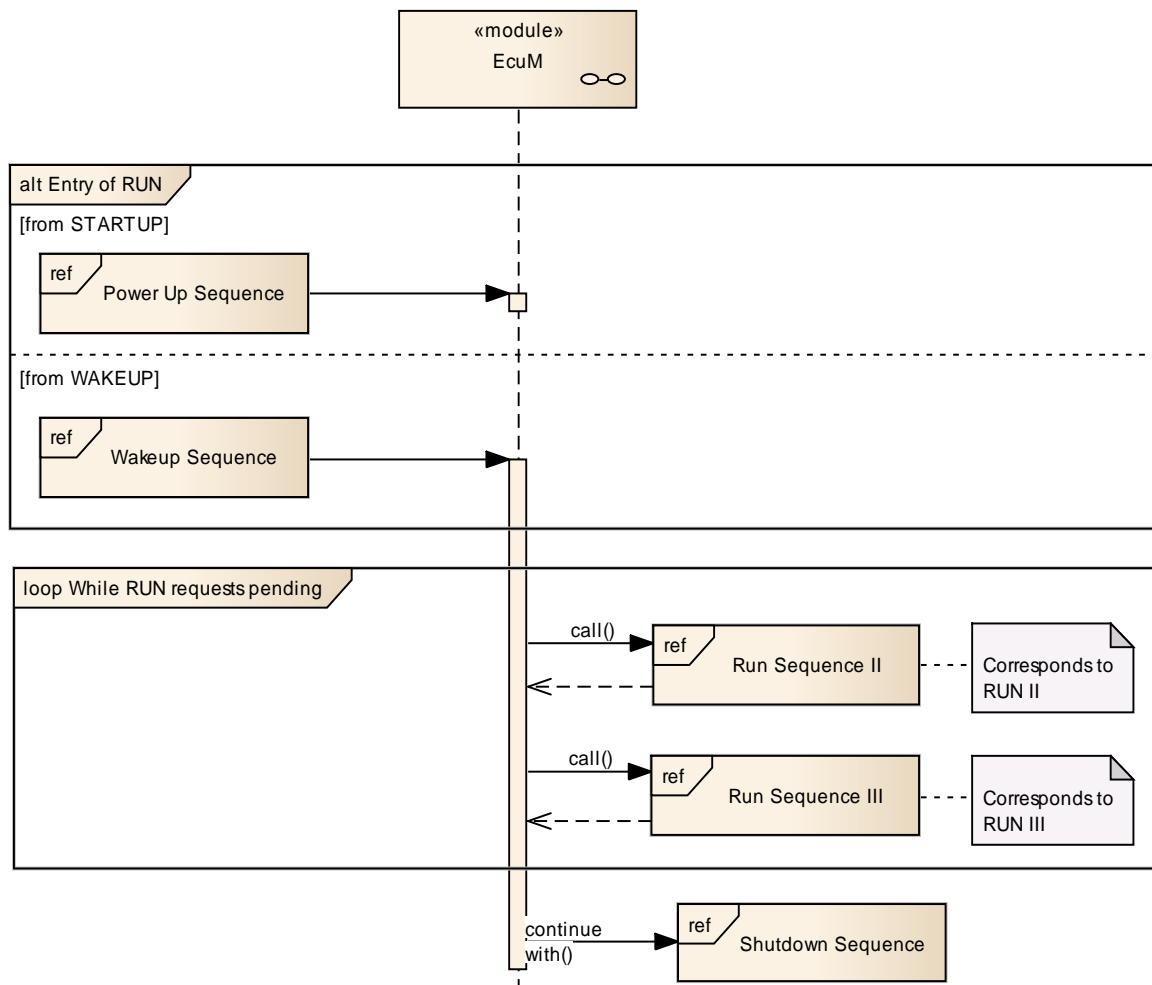


Figure 7 – RUN State Breakdown

### 7.4.2 High Level Sequence Diagram



**Figure 8 – RUN State Sequence (high level diagram)**

To see adjacent diagrams refer to

Figure 4 – Startup Sequence (high level diagram)

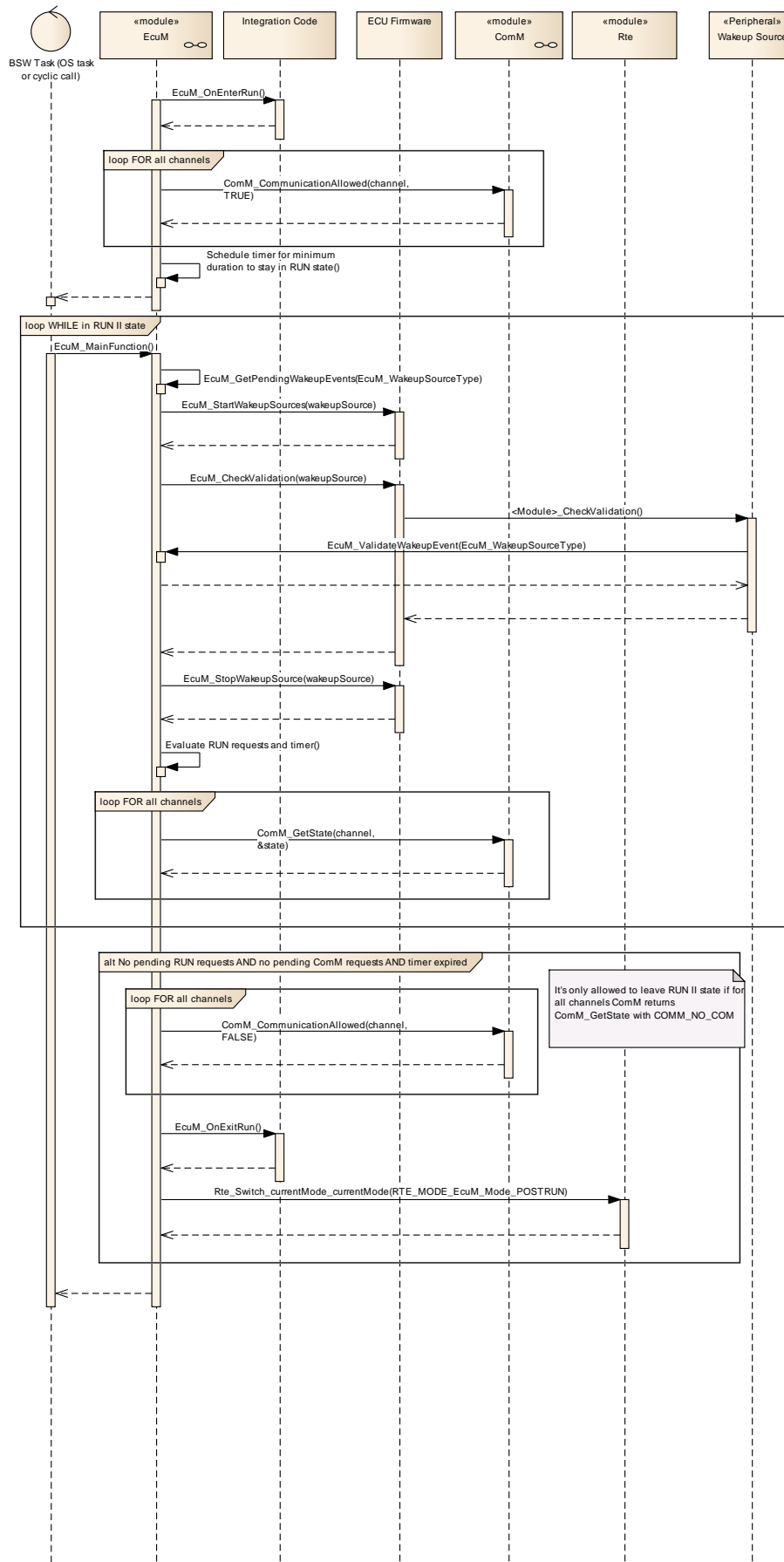
Figure 20 – Wake-up Sequence (high level diagram)

Figure 12 – Shutdown Sequence (high level diagram)

Figure 2 – ECU Main States (top level diagram)

**7.4.3 Sub-State Description****7.4.3.1 RUN II**

RUN II is the state in which SW-C's should execute their regular tasks.



**Figure 9 – RUN II State Sequence**

### 7.4.3.2 Entering RUN II State

On entering RUN II state, the steps as shown in Figure 9 must be performed.

**[SWS\_EcuM\_00308]** [When entering RUN II state, the callout EcuM\_OnEnterRun shall be invoked and RUN mode shall be indicated. ]()

**[SWS\_EcuMf\_00008]** [The ECU State Manager Fixed module shall call ComM\_CommunicationAllowed when it becomes possible to communicate on that channel (parameter TRUE) and when it becomes impossible to communicate (parameter FALSE).

Exception is LIN communication in "sleep mode" ]()

**[SWS\_EcuMf\_00018]** [The call to ComM\_CommunicationAllowed shall be configurable (It must be possible to define within the configuration for which ComM channels the ECU State Manager Fixed module should call ComM\_CommunicationAllowed.) ]()

**[SWS\_EcuMf\_00019]** [For all channels for which this is defined, the ECU State Manager Fixed module must call ComM\_CommunicationAllowed(channel, TRUE) immediately after entering RUN mode. ]()

**[SWS\_EcuMf\_00020]** [For all channels for which this is defined, the ECU State Manager Fixed module must call ComM\_CommunicationAllowed(channel, FALSE) immediately before leaving RUN mode. ]()

**[SWS\_EcuM\_00310]** [The ECU State Manager Fixed module shall remain in RUN state for a configurable minimum duration (see 10.4 Configurable Parameters parameter EcuMRunMinimumDuration). ]()

The minimum duration of RUN state is needed to give the SW-Cs a chance to request RUN. Otherwise the ECU State Manager Fixed module will immediately leave RUN again.

**[SWS\_EcuMf\_00027]** [ECU in RUN state shall also perform wake up validation of sleeping busses ]()

### 7.4.3.3 Leaving RUN II State

**[SWS\_EcuM\_00311]** [When the last RUN request has been released, ECU State Manager Fixed module shall advance to the RUN III state. The evaluation is done with the next cyclic invocation of EcuM\_MainFunction. ]()

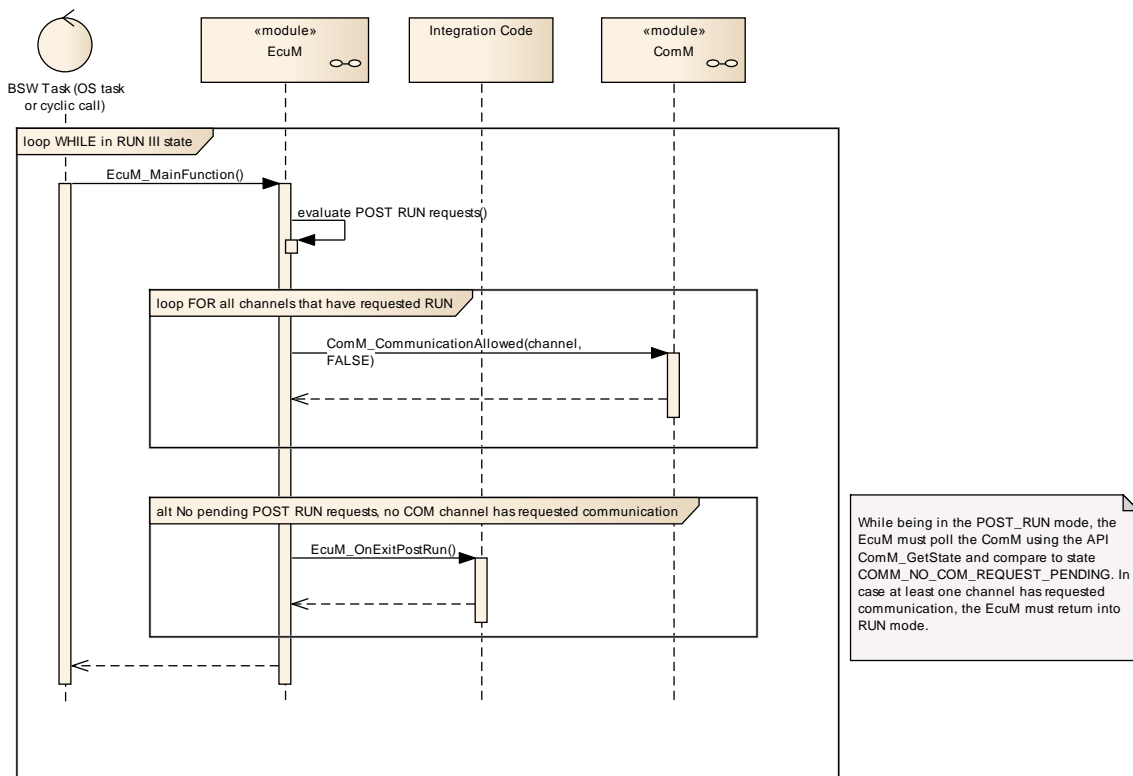
**[SWS\_EcuM\_00865]** [When leaving RUN II state, the callout EcuM\_OnExitRun shall be invoked and POST\_RUN mode shall be indicated. ]()

If a SW-C needs post run activity during RUN III (e.g. shutdown preparation), then it must request POST\_RUN before releasing the RUN request. Otherwise it is not guaranteed that this SW-C will get a chance to run its POST\_RUN code.

The Communication Manager will not release RUN unless the no communication state is reached.

**7.4.3.4 RUN III**

RUN III state provides a post run phase for SW-C's and allows them to save important data or switch off peripherals before the ECU State Manager Fixed module continues with the shutdown process.



**Figure 10 – RUN III State Sequence**

**7.4.3.5 Leaving RUN III State**

**[SWS\_EcuM\_00761]** [When the last POST\_RUN request has been released and no RUN request has been issued, the ECU State Manager Fixed module shall advance to the SHUTDOWN state and shall invoke the callout EcuM\_OnExitPostRun. The evaluation is done with the next cyclic invocation of EcuM\_MainFunction. ]()



**[SWS\_EcuM\_00866]** [While in RUN III state, if a RUN request is received, the ECU State Manager Fixed module shall immediately enter RUN II state again. ]()

## 7.5 SHUTDOWN State

Refer to 7.1.3 SHUTDOWN State for an overview description.

**[SWS\_EcuM\_02188]** [When SHUTDOWN state is entered and shutdown target is SLEEP, no wake up event shall be missed. If a valid wake up event occurs while the ECU is in transition to SLEEP the ECU shall as quickly as possible proceed to the WAKEUP state and shall not enter the SLEEP state. ]()

**[SWS\_EcuM\_02756]** [When a wake up event occurs during the shutdown phase and the shutdown target is OFF or RESET, then the shutdown shall complete but the ECU shall restart immediately thereafter. ]()

### 7.5.1 State Breakdown Structure

When the SHUTDOWN state is entered, applications have de-initialized and the communication stack has been put into the no communication state<sup>17</sup>. Please refer to 7.4.3.3 Leaving RUN II State for details.

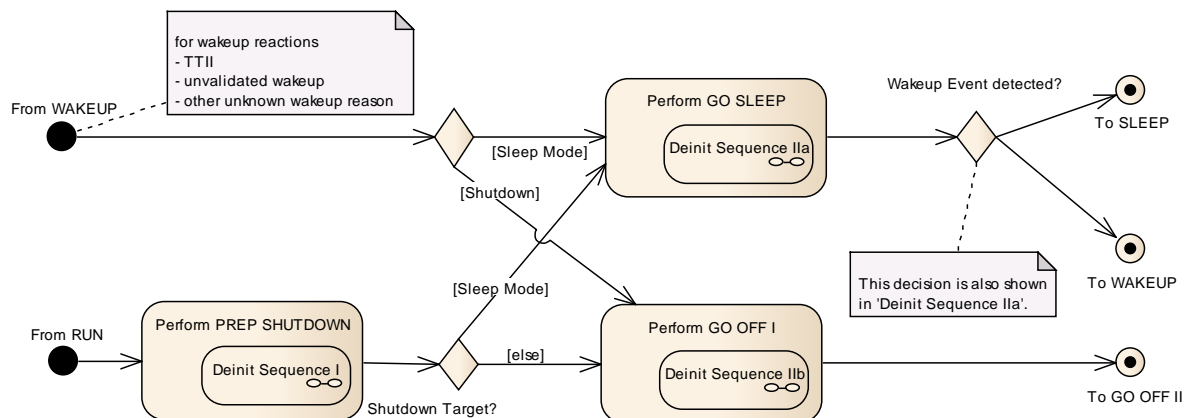
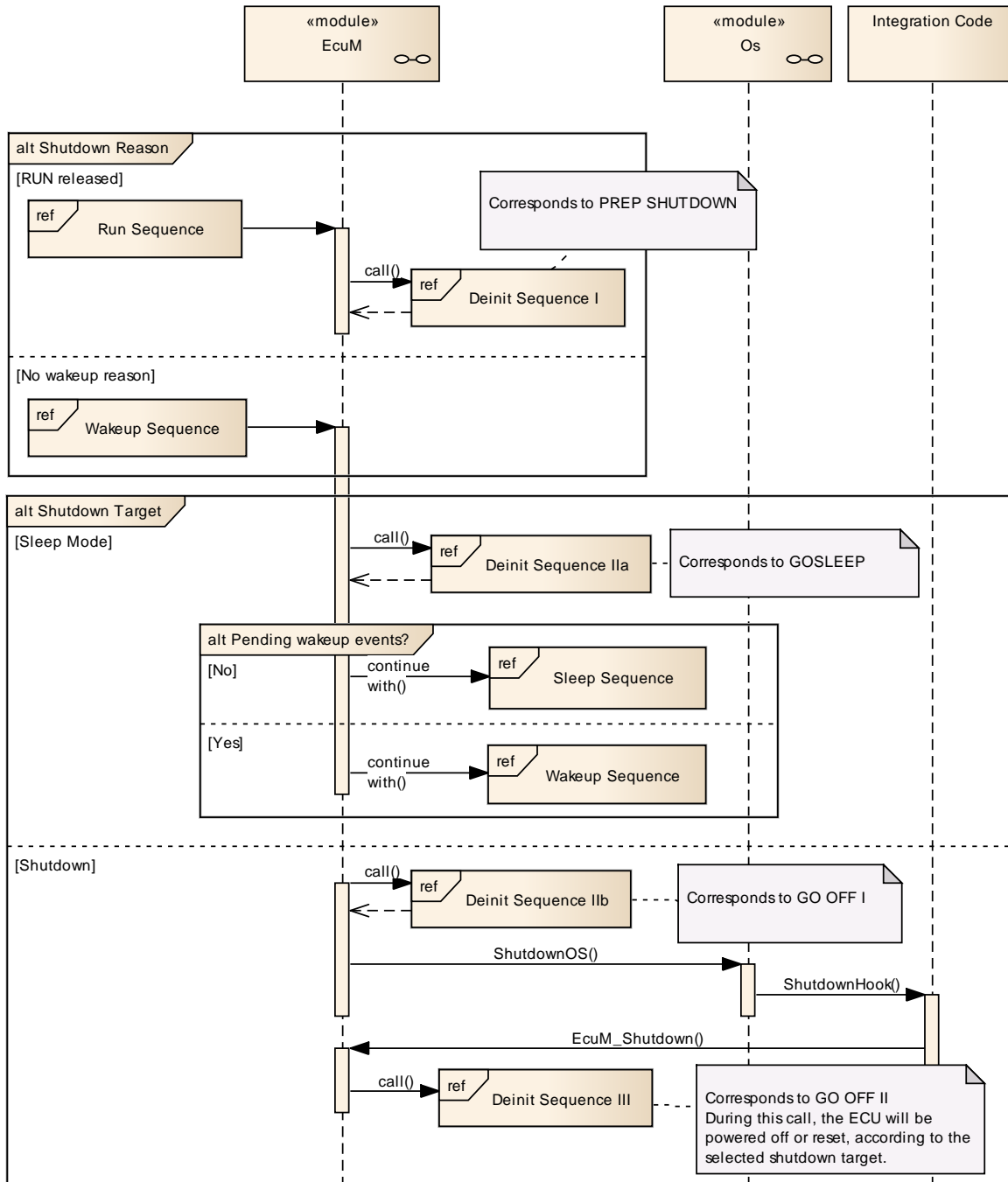


Figure 11 – Fine Structure of SHUTDOWN

<sup>17</sup> This statement is only true for SW-Cs which are registered users of the ECU State or Communication Manager. All other SW-C may be terminated by the system without warning.

**7.5.2 High Level Sequence Diagram**



**Figure 12 – Shutdown Sequence (high level diagram)**

- To see adjacent diagrams refer to
- Figure 8 – RUN State Sequence (high level diagram)
  - Figure 20 – Wake-up Sequence (high level diagram)
  - Figure 17 – Sleep Sequence (high level diagram)
  - Figure 2 – ECU Main States (top level diagram)

### 7.5.3 SHUTDOWN Activity Overview

<i>Sub-state</i> <sup>18</sup> <b>Shutdown Activity</b>	<b>Comment</b>	<b>Optional</b> <sup>19</sup>
<b>PREP SHUTDOWN</b>		
<i>Callout</i> EcuM_OnPrepShutdown Shutdown Diagnostic Event Manager Indicate mode change to RTE	Indicated mode is SLEEP if next state is GO SLEEP, indicated mode is SHUTDOWN if next state is GO OFF I.	yes
<b>GO SLEEP</b>		
<i>Callout</i> EcuM_OnGoSleep Save persistent data to NVRAM	An incoming wake up event will cancel an ongoing write job	yes
Check for pending wake up events	Purpose is to detect wake up events that occurred while interrupts were disabled	
<i>Callout</i> EcuM_EnableWakeupSources Lock Scheduler	See EcuM_EnableWakeupSources Prevent other tasks from running in SLEEP state.	
<b>GO OFF I</b>		
<i>Callout</i> EcuM_OnGoOffOne Stop RTE		
Deinit Communication Manager Save persistent data to NVRAM Check for pending wake up events	Purpose is to detect wake up events that occurred during shutdown	yes yes
Set RESET as shutdown target	This action shall only be carried out when pending wake up events were detected	yes
ShutdownOS	Last operation in this OS task	
<b>GO OFF II</b>		
<i>Callout</i> EcuM_OnGoOffTwo Call Mcu_PerformReset or <i>Callout</i> EcuM_AL_SwitchOff	Depends on the selected shutdown target (RESET or OFF)	
The following modules need not to be shut down: NVRAM Manager		
All other modules are not shutdown automatically. The following basic software modules must not be shut down at all. None		

**Table 3 - Shutdown Activities**

<sup>18</sup> Rows marked with x are conditional.

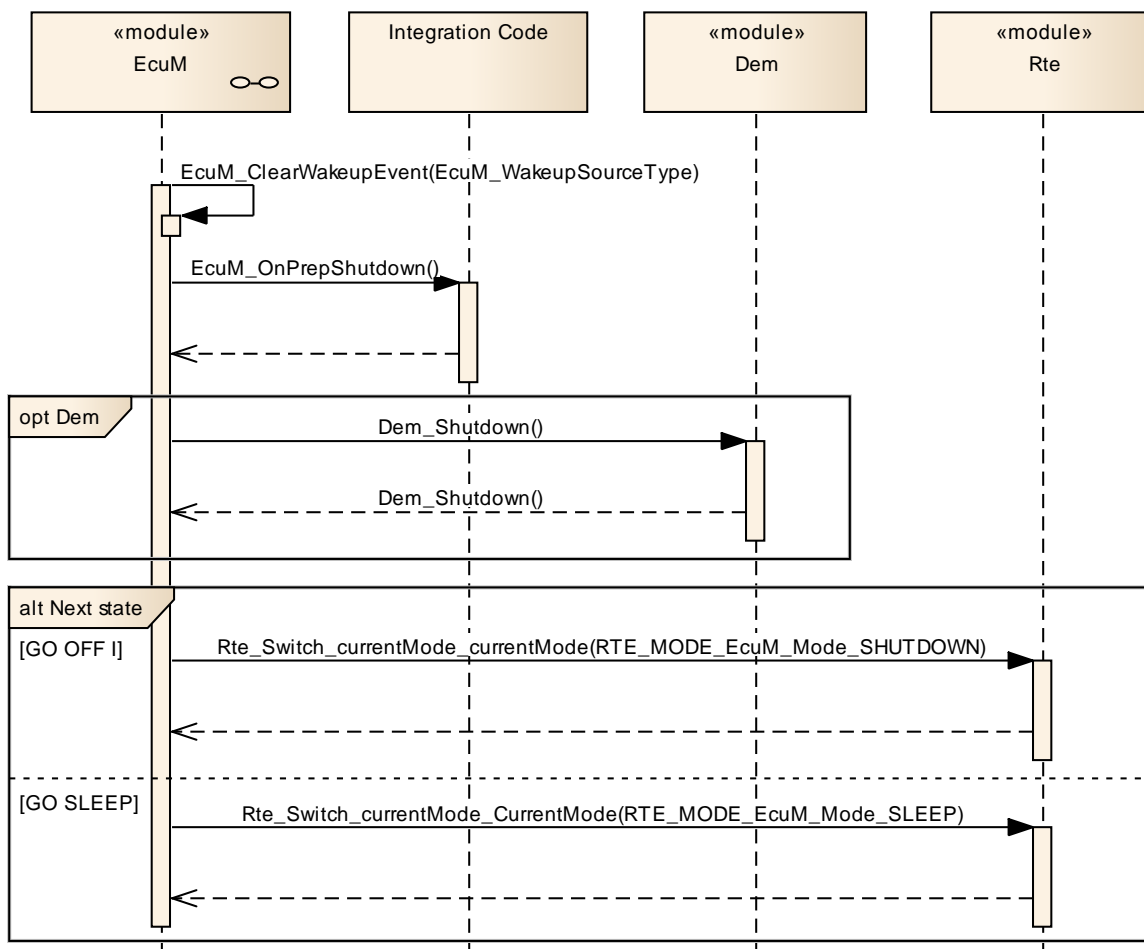
<sup>19</sup> Optional activities can be switched on or off by configuration. It shall be the system designer's choice if a module is compiled in or not for an ECU design. See chapter 10.3 Published for details.

**7.5.4 Sub-State Descriptions**

**7.5.4.1 PREP SHUTDOWN**

PREP SHUTDOWN is a state common for all shutdown targets, i.e. SLEEP, OFF, reset, etc. During this state, handlers and managers of the basic software are shut down.

**[SWS\_EcuM\_00288]** [If the shutdown target is not any of the sleep modes, then control has to be handed over to GO OFF I (see 7.5.4.3 GO OFF I) after activities of this state have finished. ]()



**Figure 13 – Deinitialization Sequence I (PREP SHUTDOWN)**

#### 7.5.4.2 GO SLEEP

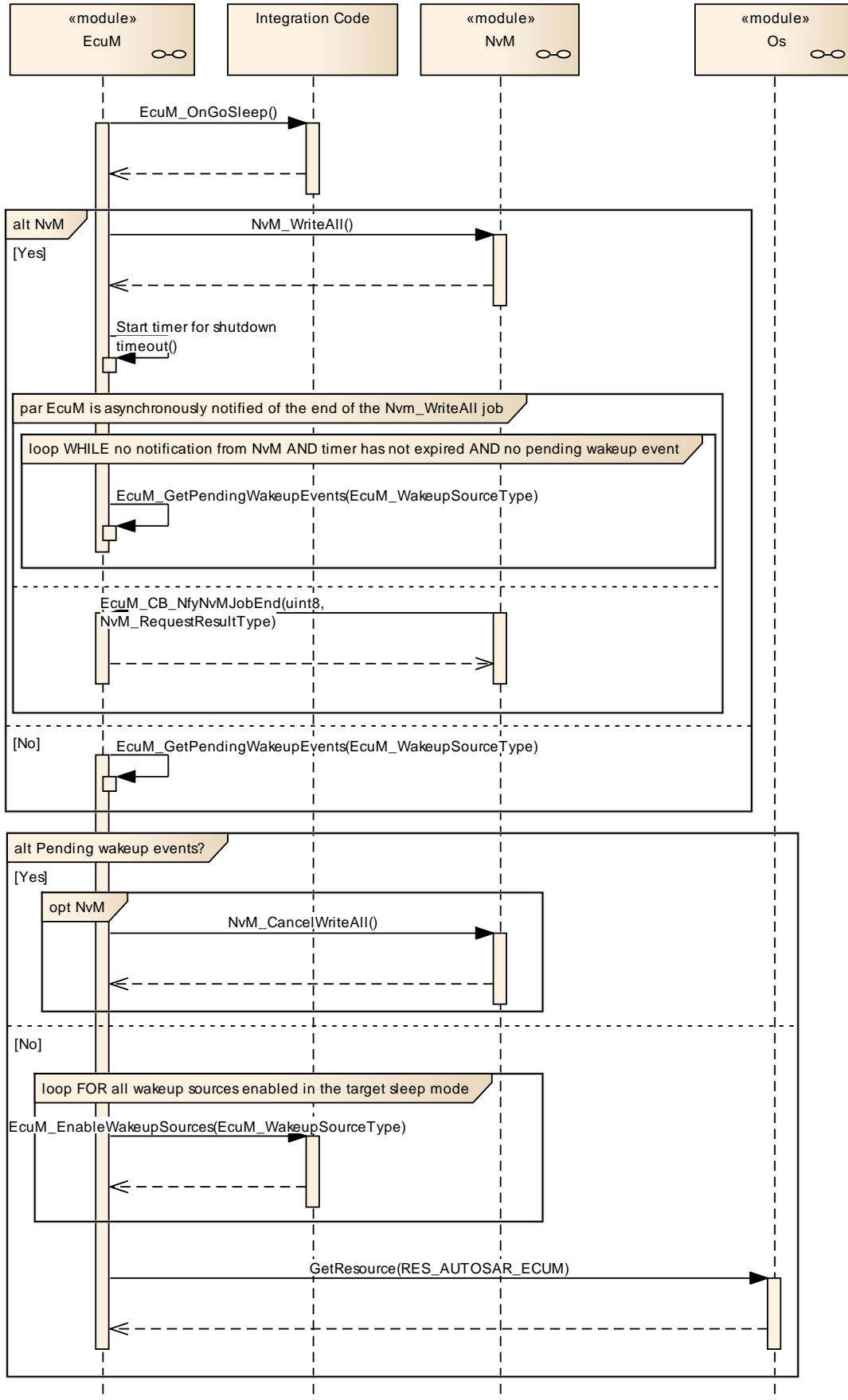
Purpose of GO SLEEP is to configure hardware for the following sleep phase and to setup the ECU for the next wake up event.

**[SWS\_EcuM\_02389]** [To set up the wake up sources for the next sleep mode, the ECU State Manager Fixed module shall execute the callout EcuM\_EnableWakeupSources for each wake up source that is configured in the target sleep mode. ]()

In contrast to shutdown, the OS is not shut down when entering the sleep state. The sleep mode shall be transparent to the OS.

**Note:**

In case of pending wake up events, after calling `NvM_CancelWriteAll()` the transition shall go to WAKEUP VALIDATION as for the "Power On Sequence" (see also Figure 30).

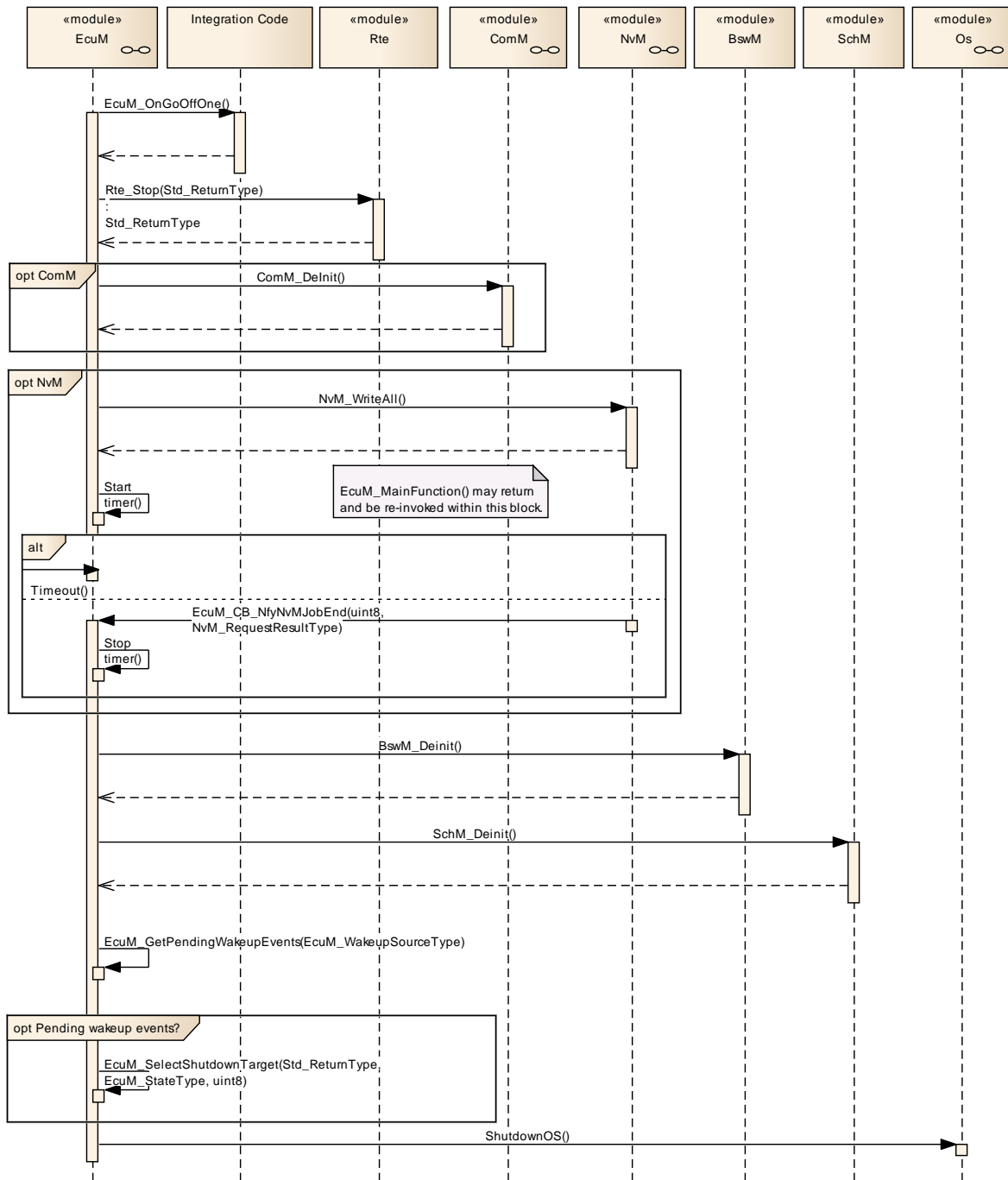


**Figure 14 – Deinitialization Sequence IIa (GOSLEEP)****7.5.4.3 GO OFF I**

GO OFF I is carried out under OS control and is implemented by the EcuM\_MainFunction service.

**[SWS\_EcuM\_00328]** [As its last activity, the `ShutdownOS` service shall be called. This service will end up in the shutdown hook. The shutdown hook in turn shall call `EcuM_Shutdown` to terminate the shutdown process. `EcuM_Shutdown` will not return but switch off the ECU or issue a reset. ]()

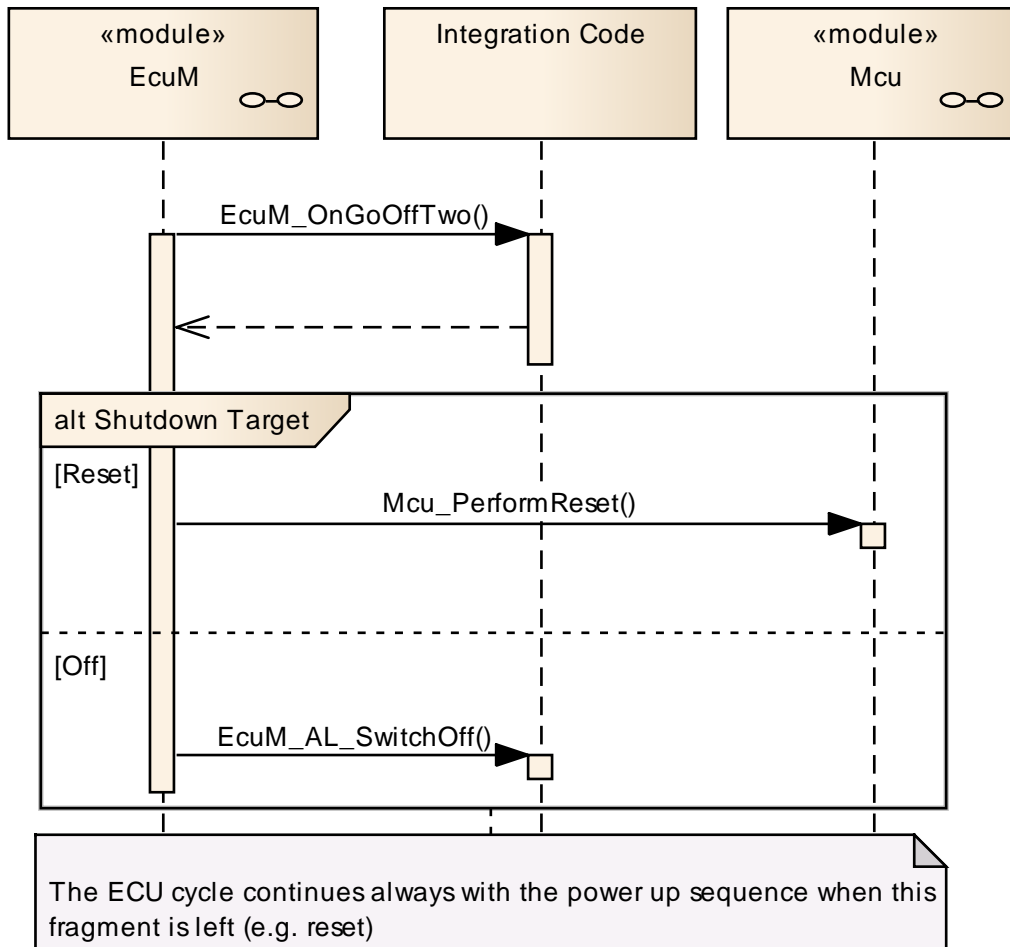




**Figure 15 – Deinitialization Sequence IIb (GO OFF I)**

**7.5.4.4 GO OFF II**

This state implements the final steps to reach the shutdown target after the OS has been shut down.



**Figure 16 – Deinitialization Sequence III (GO OFF II)**

The shutdown target RESET is reached by invoking the `Mcu_PerformReset` service of the MCU driver (see [13]).

The shutdown target OFF is implemented by the `EcuM_AL_SwitchOff` callout which must be filled at configuration time. See 8.7.4.7 `EcuM_AL_SwitchOff` for details.

## 7.6 SLEEP State

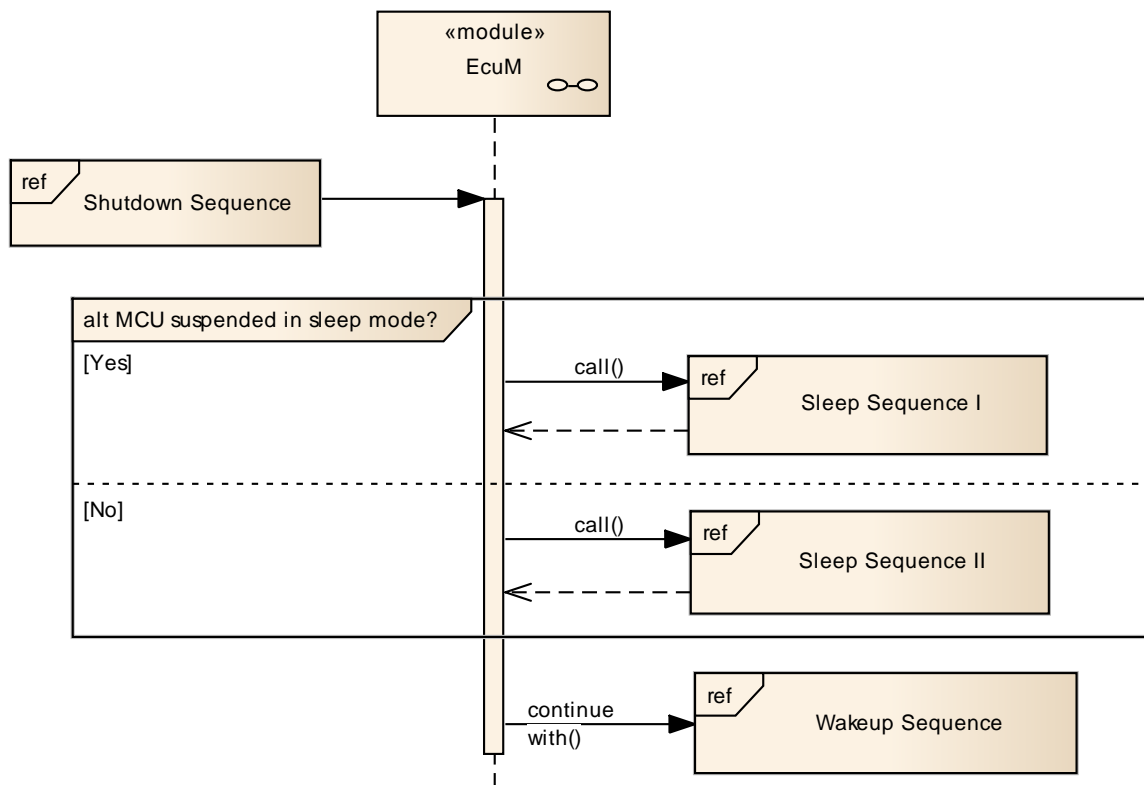
Refer To chapter 7.1.4 SLEEP State for an overview description.

**[SWS\_EcuMf\_00025]** [The ECU State Manager Fixed module shall not put the ECU into SLEEP state before all run requests are released. ]()

**[SWS\_EcuMf\_00026]** [The ECU State Manager Fixed module shall put all communication interfaces to standby state and shall arm the wake up source before the ECU State Manager Fixed module may put the ECU into SLEEP state.

]()

### 7.6.1 High Level Sequence Diagram



**Figure 17 – Sleep Sequence (high level diagram)**

To see adjacent diagrams refer to  
 Figure 12 – Shutdown Sequence (high level diagram)  
 Figure 20 – Wake-up Sequence (high level diagram)  
 Figure 2 – ECU Main States (top level diagram)

## 7.6.2 Sub-State Descriptions

### 7.6.2.1 Shutdown Targets

Shutdown Targets is a descriptive term for all states and their modes or sub-states where no code is executed. They are called shutdown targets because it is the final state where the state machine will drive to when RUN state is left. The following states are shutdown targets:

- OFF<sup>20</sup>
- SLEEP
- Reset

is only a transient a state, but also can be selected as shutdown target.

**[SWS\_EcuM\_00232]** [The default shutdown target shall be defined by configuration. This shutdown target shall be overridden by calling EcuM\_SelectShutdownTarget. ]()

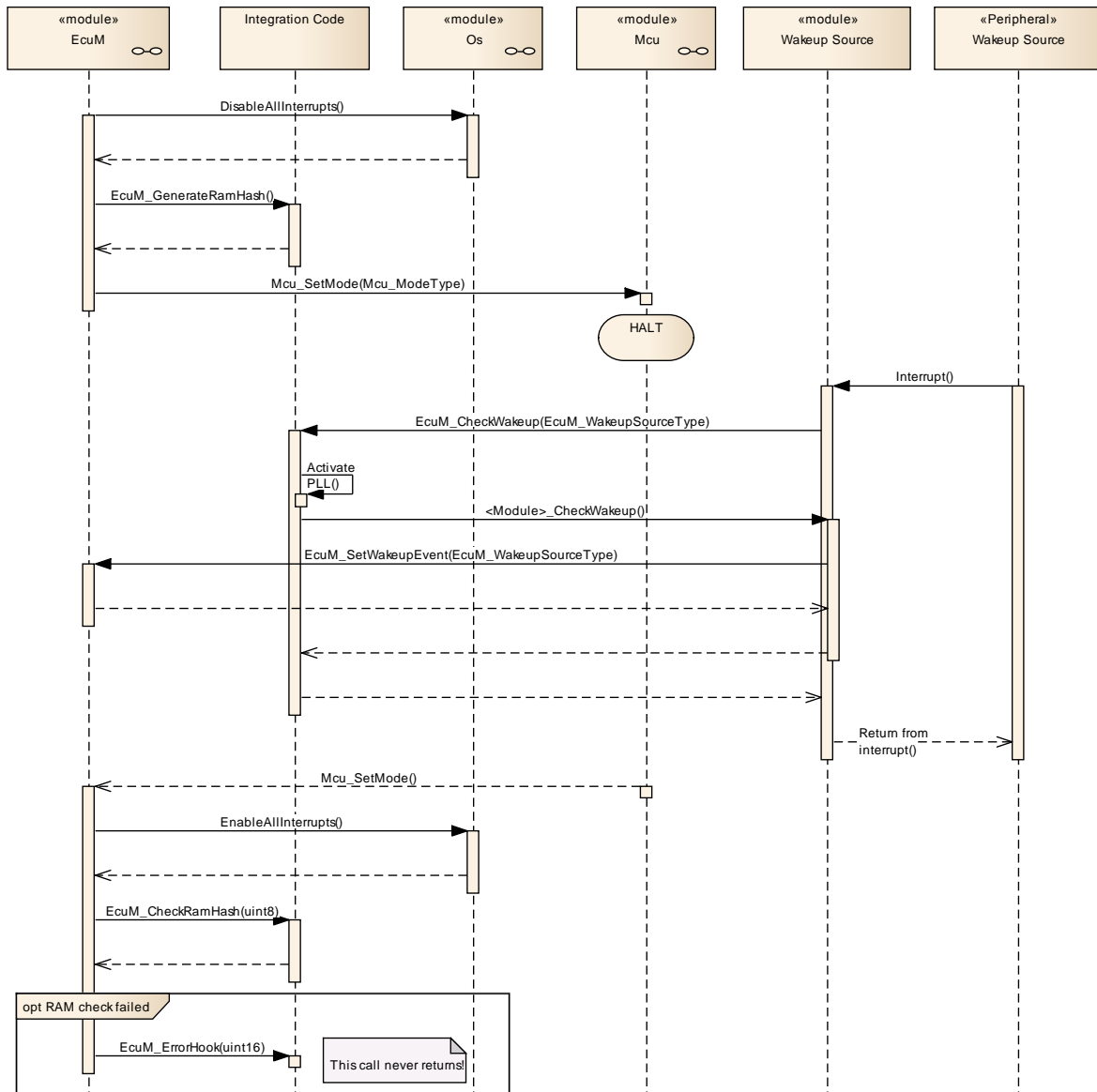
The SLEEP state can define a configurable set of sleep modes, where each mode itself is a shutdown target (the bullet list above is a simplification). These sleep modes are hardware dependent and differ typically in clock settings or other low power features provided by the hardware. These different features are accessible through the MCU driver as so called MCU modes (see [13]). The ECU State Manager Fixed module allows to map these MCU modes to ECU sleep modes and hence they are addressable as shutdown targets. Further the configuration allows defining aliases for shutdown targets to simplify portability of code across different ECUs. See 10.4 Configurable Parameters container EcuMSleepMode for details.

---

<sup>20</sup> The OFF state requires the capability of the ECU to switch off itself. This is not granted for all hardware designs.

**7.6.2.2 Sleep Sequence I**

Sleep Sequence I is executed in sleep modes that halt the microcontroller. In these sleep modes no code is executed.



**Figure 18 – Sleep Sequence I**

A callout is invoked where the system designer can place a RAM integrity check. See also `EcuM_GenerateRamHash` and `EcuM_CheckRamHash`.

**[SWS\_EcuM\_02863]** [The ECU Manager module shall invoke the callout `EcuM_GenerateRamHash` (see `SWS_EcuM_02919`) before halting the microcontroller and the callout `EcuM_CheckRamHash` (see `SWS_EcuM_02921`) after the processor returns from halt. ]()

Rationale for SWS\_EcuM\_02863: RAM memory may become corrupted when an ECU is held in SLEEP mode for a long time. The RAM memory's integrity should therefore be checked to prevent unforeseen behavior. The system designer may choose an adequate checksum algorithm to perform the check.

### 7.6.2.3 Sleep Sequence II

**[SWS\_EcuM\_02962]** [The ECU State Manager Fixed module shall execute the Poll Sequence in sleep modes that reduce the power consumption of the microcontroller but still execute code. ]()

**[SWS\_EcuM\_03020]** [In the Poll sequence the ECU State Manager Fixed module shall call the callouts `EcuM_SleepActivity()` and `EcuM_CheckWakeup()` in a blocking loop until a pending wake up event is reported. ]()

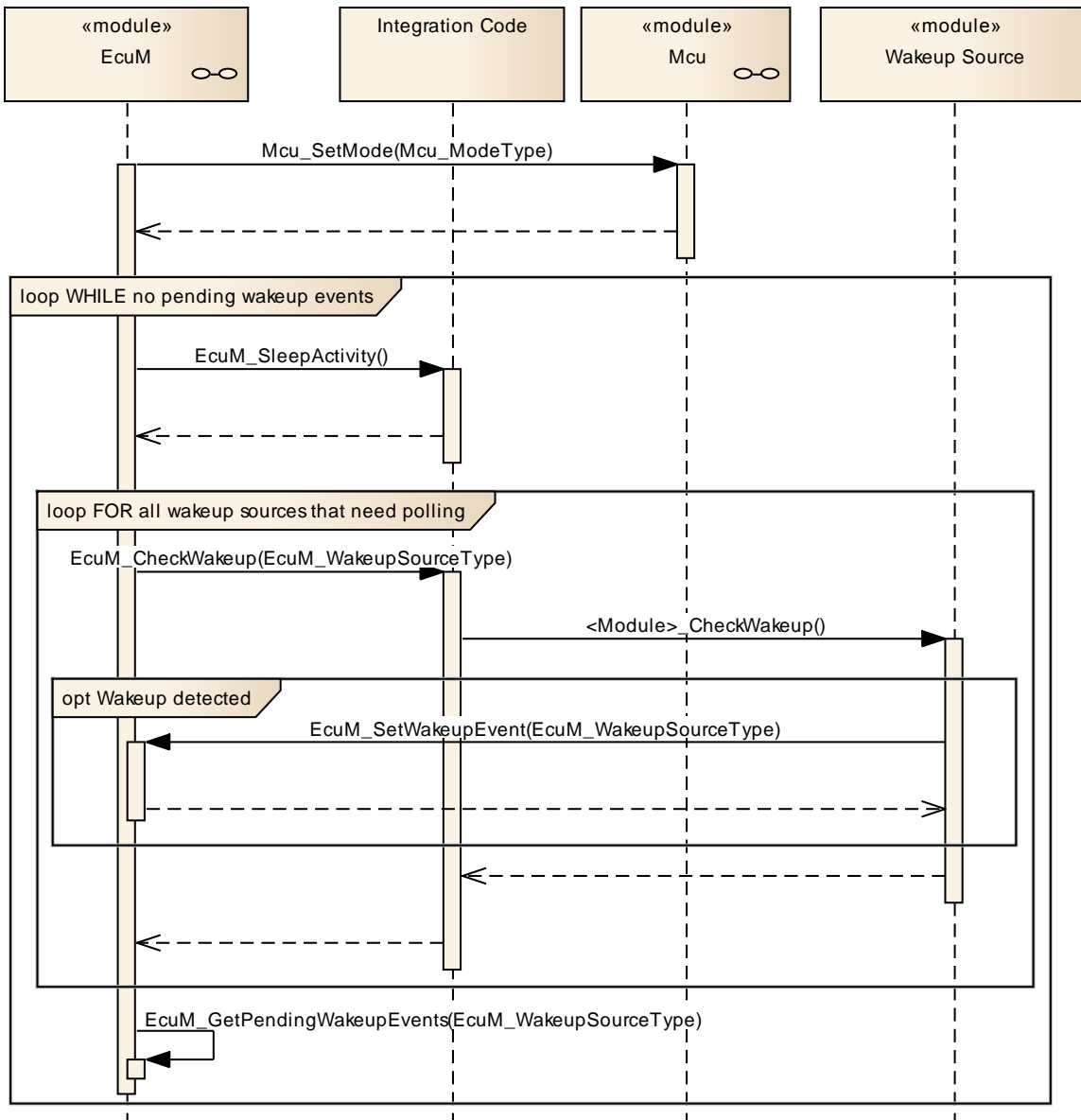


Figure 19 – Sleep Sequence II

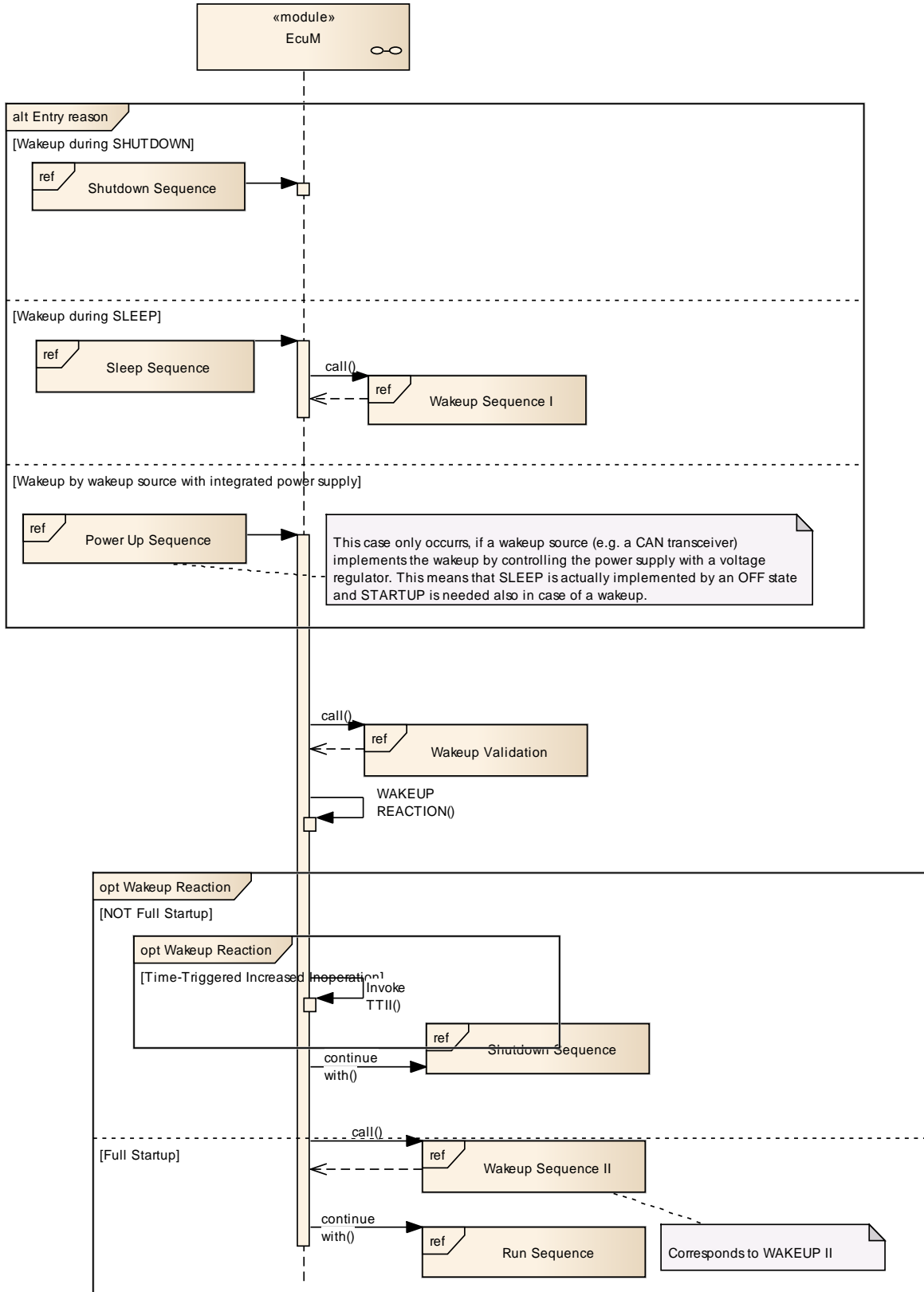
### 7.6.3 Leaving SLEEP State

Regular exits of the `SLEEP` state are a result of a wake up event (toggling a wake up line, communication on a CAN bus etc.). An ISR may be invoked to handle the event, but this is specific to hardware and driver implementation. Finally, the `MCU_SetMode` service of the MCU driver will return and the ECU State Manager Fixed module will regain control. Execution then continues with the `WAKEUP` state.

Irregular events are a hardware reset or a power cycle. In this case, the ECU will restart from the `STARTUP` state.

## 7.7 WAKEUP State

### 7.7.1 High Level Sequence Diagram

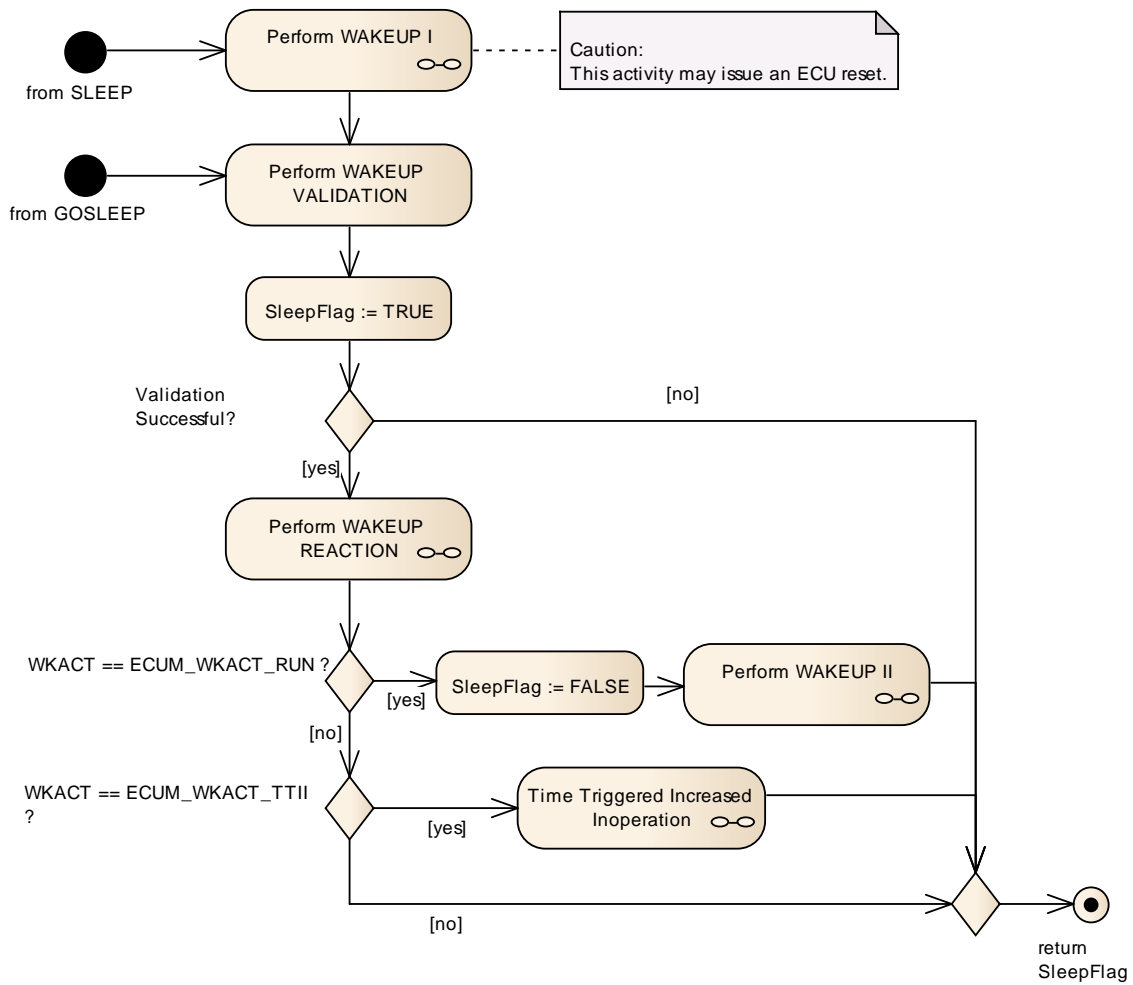




**Figure 20 – Wake-up Sequence (high level diagram)**

To see adjacent diagrams, refer to  
 Figure 12 – Shutdown Sequence (high level diagram)  
 Figure 8 – RUN State Sequence (high level diagram)  
 Figure 2 – ECU Main States (top level diagram)

**7.7.2 State Breakdown Structure**



**Figure 21 – WAKEUP State Breakdown**

### 7.7.3 WAKEUP Activity Overview

<i>Sub-state</i> <sup>21</sup> <b>Wake-up Activity</b>	<b>Comment</b>	<b>Opt.</b>
<b>WAKEUP I</b>		
Restore MCU normal mode	Selected MCU mode is configured in parameter <code>EcuMNormalMcuModeRef</code>	
Get the pending wake up sources <i>Callout</i> <code>EcuM_DisableWakeupSources</code>	Disable currently pending wake up source but leave the others armed so that later wake-ups are possible.	
<i>Callout</i> <code>EcuM_AL_DriverRestart</code> Unlock Scheduler	Initialize drivers that need restarting From this point on, all other tasks may run again	
<b>WAKEUP VALIDATION</b>		see chapter 7.7.4.2 WAKEUP VALIDATION
<b>WAKEUP REACTION</b>		
Compute wake up reaction <i>Callout</i> <code>EcuM_OnWakeupReaction</code>	see chapter 7.7.4.3 unterhalb if the wakeup reaction is <code>ECUM_WKACT_SHUTDOWN</code>	
× Indicate mode change to RTE		
× Invoke TTII protocol	see chapter 7.9 unterhalb	
<b>WAKEUP II</b>		
Initialize Diagnostic Event Manager	Conditional: a) If the System comes out of SLEEP, the Dem shall be initialized b) If this is not the case the EcuM shall wait for <code>EcuM_CB_NfyNvMJobEnd()</code> and then execute <code>EcuMDriverInitListThree</code>	yes
× Indicate mode change to RTE		

**Table 4 – Wake-up Activities**

### 7.7.4 Sub-State Descriptions

#### 7.7.4.1 WAKEUP I

The `EcuM_AL_DriverRestart` callout is invoked. This callout is intended for re-initializing drivers. Re-initialization is typically required for drivers with wake up sources, at least. For more details on driver initialization refer to 7.3.5 Driver Initialization.

[SWS\_EcuM\_02539] [During re-initialization, a driver must check if one of its assigned wake up sources was the reason for the previous wake up. If this test is true, it must invoke its 'wake up detected' callback (see [21] for an example), which in turn has to call the `EcuM_SetWakeupEvent` service. As a result, when WAKEUP I has finished, the ECU State Manager Fixed module has a list of wake up source

<sup>21</sup> Rows marked with x are conditional.  
66 of 189

candidates. These wake up source candidates still may need validation. See also 7.8 Wake-up Validation Protocol for more information. ]()

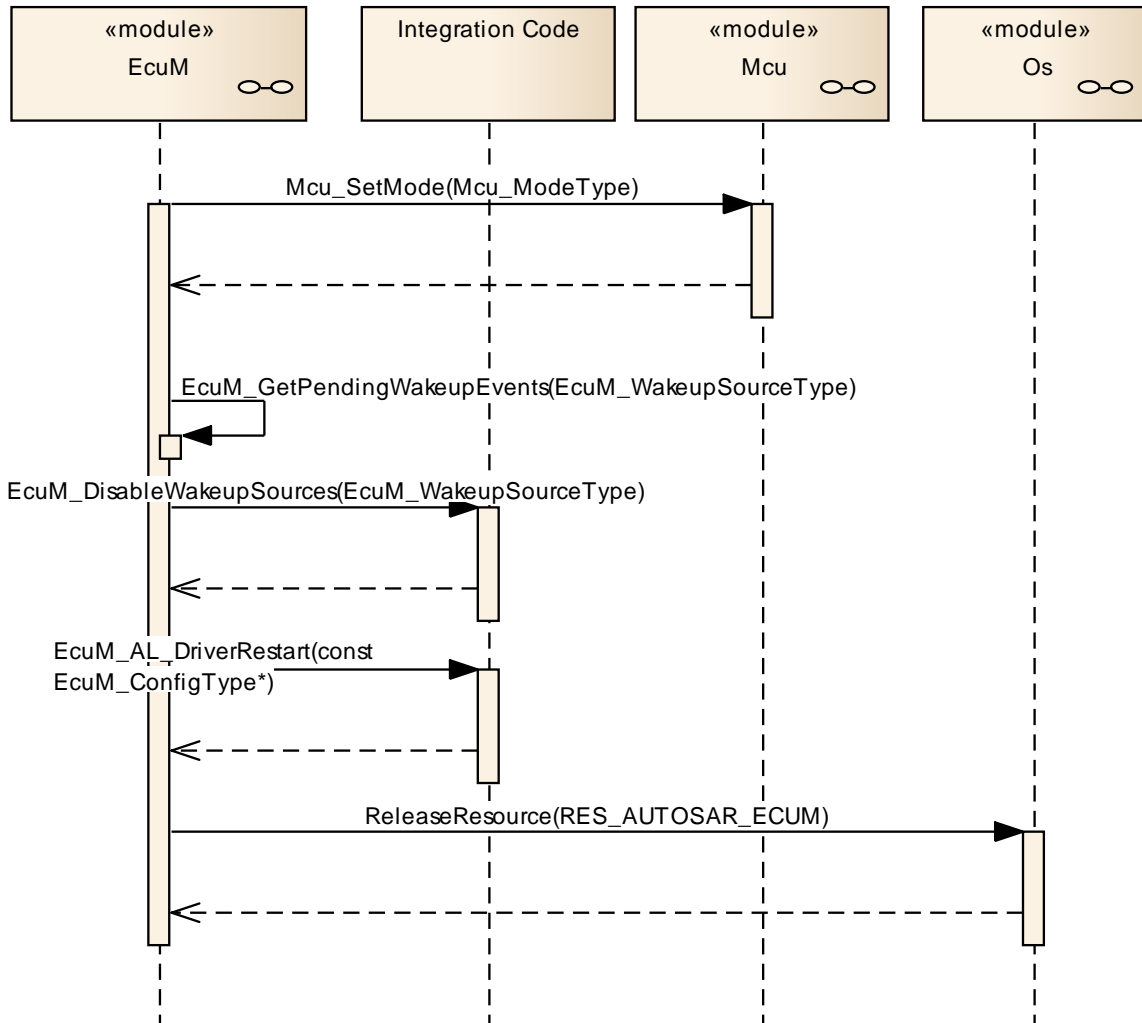


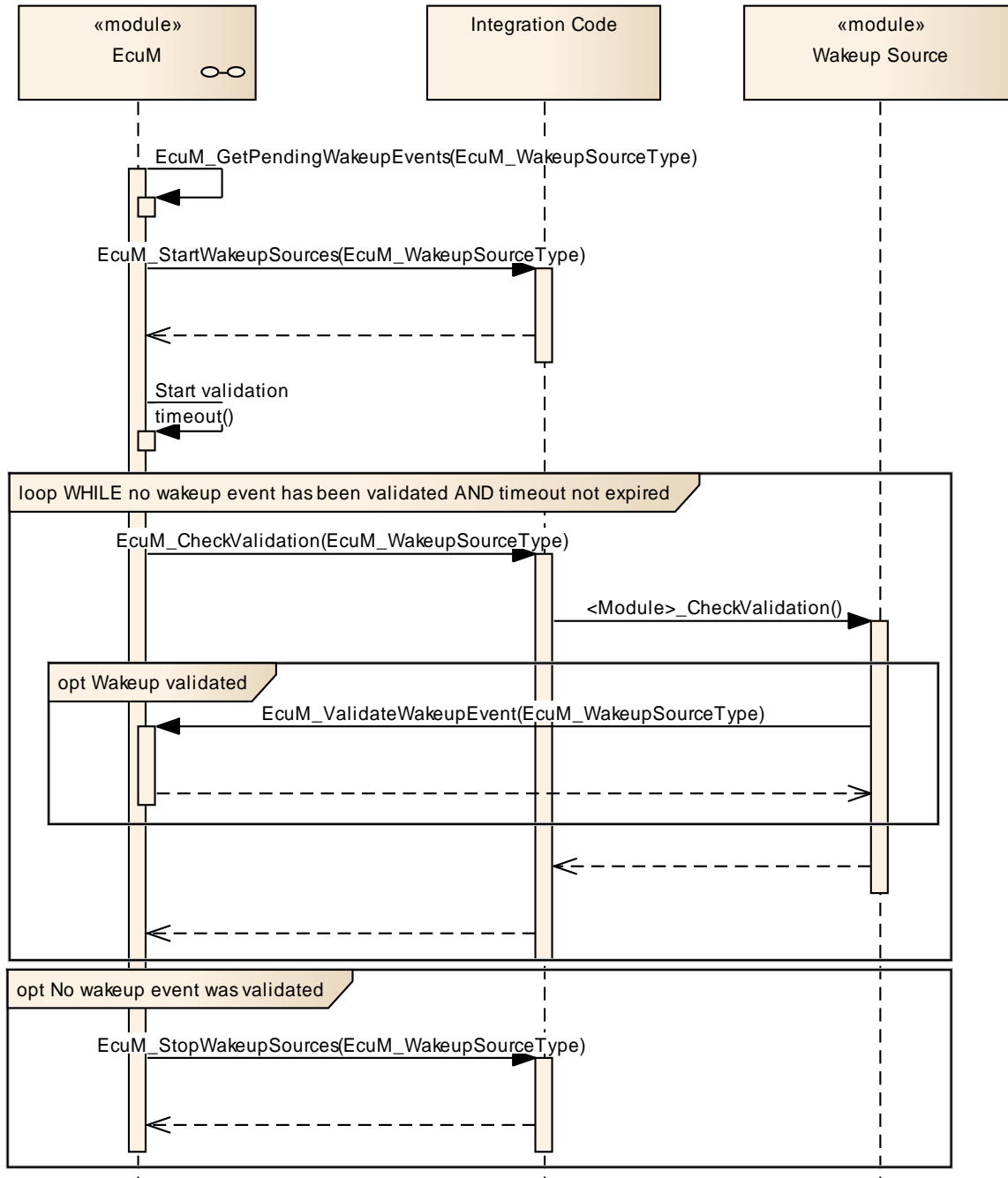
Figure 22 – Wake-up Sequence I

**[SWS\_EcuM\_00545]** [The driver should be implemented in a way that it only invokes the wake up callback once and then requires a dedicated service call to re-arm this mechanism. The driver then needs to be re-armed to fire the callback again. ]()

**7.7.4.2 WAKEUP VALIDATION**

Because wake up events can be generated unintended (e.g. EVM spike on CAN line), it is necessary to validate wake-ups before the ECU takes up its full operation. The validation mechanism is the same for all wake up sources. When a wake up event occurs, the ECU is woken up from its SLEEP state and execution resumes

within the `MCU_SetMode` service of the MCU driver<sup>22</sup>. When WAKEUP I is left, the ECU State Manager Fixed module will have a list of pending wake up events which need to be validated.



**Figure 23 – Wake-up Validation Sequence**

<sup>22</sup> Actually, the first code to be executed may be an ISR, e.g. a wakeup ISR. However, this is specific to hardware and/or driver implementation.

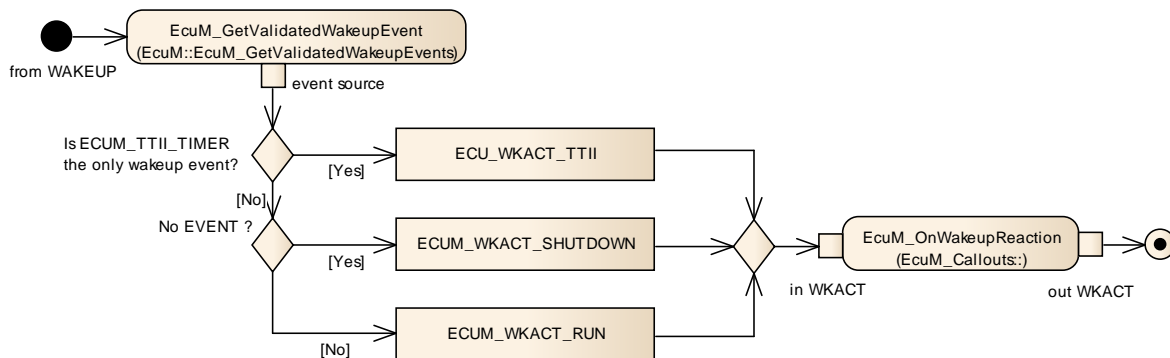
**[SWS\_EcuM\_02566]** [Wake up validation shall apply only to those wake up sources where it is required by configuration. If the validation protocol is not configured, then a call to EcuM\_SetWakeupEvent shall also imply a call to EcuM\_ValidateWakeupEvent. ]()

**[SWS\_EcuM\_02565]** [For each pending wake up event, for which validation is required, a validation timeout shall be started. The timeout is event specific and can be defined by configuration. Strictly spoken, it is sufficient for an implementation to provide only one timer, which is prolonged to the largest timeout when new wake up events are reported. ]()

**[SWS\_EcuM\_00567]** [If the last timeout expires without validation then the wake up validation is considered to have failed. ]()

**[SWS\_EcuM\_00568]** [If at least one of the pending events is validated then the entire validation has passed. Pending events are validated with a call to EcuM\_ValidateWakeupEvent. This call must be placed in the driver or the consuming stack on top of the driver (e.g. the handler). The best place to put this depends on hardware and software design. See also 7.8.5 Requirements for drivers with wake up sources. ]()

**7.7.4.3 WAKEUP REACTION**



**Figure 24 – Activity Diagram of WAKEUP REACTION**

The WAKEUP REACTION state determines the appropriate wake up reaction (see 8.3.6 EcuM\_WakeupReactionType) according to the wake up source (see 8.3.4 EcuM\_WakeupSourceType).

As can be seen from, Figure 24 – Activity Diagram of WAKEUP REACTION there are the following wake up reactions:

- Execution of the TTII protocol (see 7.9 Time Triggered Increased Inoperation)
- Proceed to RUN state (full startup)
- Shutdown

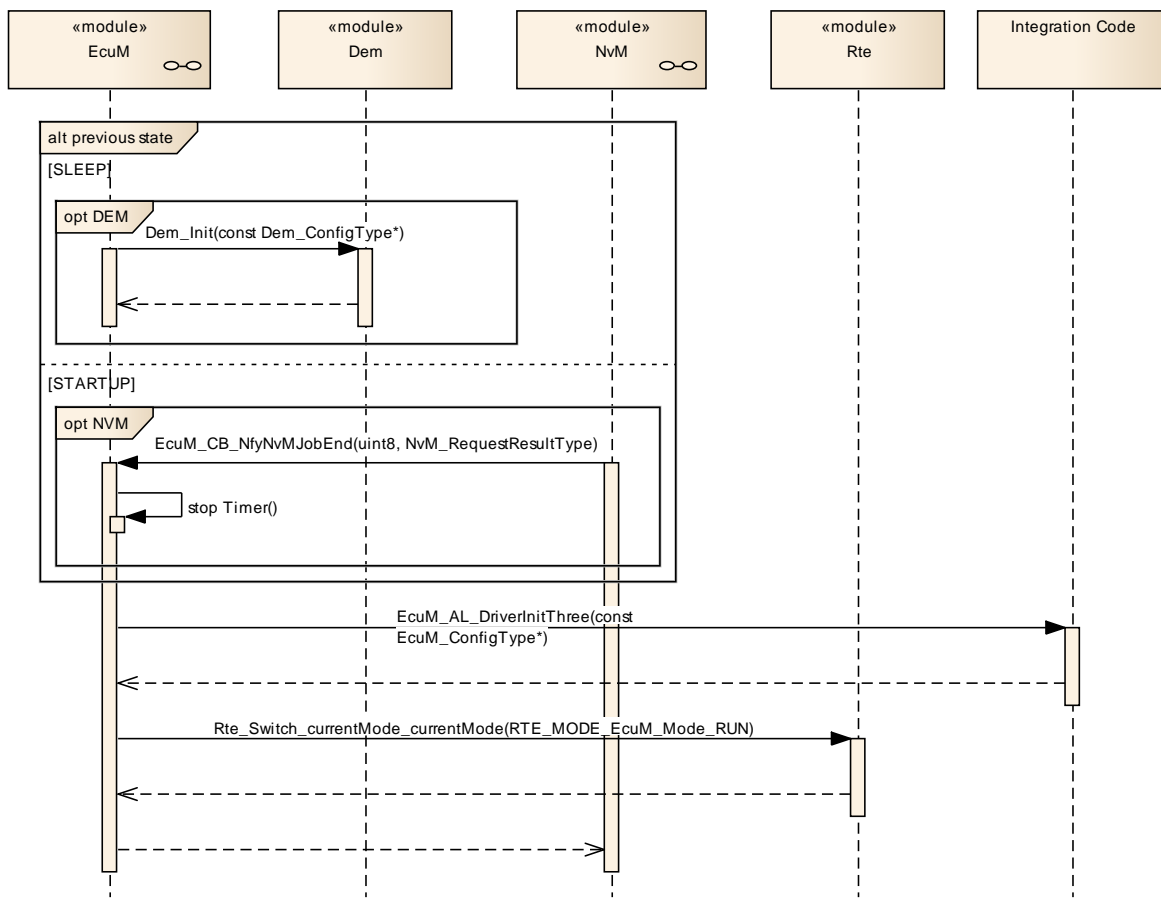
If none of the above cases is chosen, the ECU will be shut down again by default. The exact behavior depends on the selected shutdown target.

The callout of this state may be used to override the wake up reaction and provide an ECU specific algorithm.

In case of an ECU Reset, the ECU State Manager Fixed module will perform a full initialization.

After a failed wake up validation the EcuM shall put the ECU into the same state as before the wake up event which failed, i.e. into "SLEEP" or "OFF". The state before the wake up event can be determined by calling "EcuM\_GetLastShutdownTarget ()".

**7.7.4.4 WAKEUP II**



**Figure 25 – Wake-up Sequence II**

## 7.8 Wake-up Validation Protocol

### 7.8.1 Wake-up of Communication Channels

Communication channels have their own state machines including run and also sleep states. This is necessary since an ECU may have interfaces to several communication busses and busses can go to sleep independently from the ECU. Consider the following example:

An ECU may have two bus interfaces A and B. The ECU may be awake, bus A is in full communication state, but bus B is sleeping.

The state machines of the communication channels are completely provided by the Communication Manager, see [6] for details.

According to the specification, the Communication Manager autonomously can fulfill the following tasks:

- Drive a channel from full communication in no communication mode in collaboration with Network Management.
- Put the bus transceiver into standby mode by using the Bus State Manager according to the bus interface type. This will configure the bus transceiver to generate wake up events when bus traffic occurs.

The Communication Manager however will not drive the wake up process since wake up events will be directed to the ECU State Manager Fixed module which in turn will notify the Communication Manager if and only if appropriate.

**[SWS\_EcuM\_00478]** [If a wake up occurs on a communication channel, the according bus transceiver driver shall notify the ECU State Manager Fixed module by invoking the `EcuM_SetWakeUpEvent` service. Requirements for this notification are described in 5.3 Peripherals with Wake-up Capability. ]()

**[SWS\_EcuM\_02479]** [The ECU State Manager Fixed module shall execute the wake up validation protocol according to 7.8.3 Interaction of wake up Sources and the later in this chapter. ]()

**[SWS\_EcuM\_00480]** [If validation is successful, the ECU State Manager Fixed module shall inform the Communication Manager about the wake up event by invoking the Communication Manager's `ComM_EcuM_WakeUpIndication` service with the according channel as parameter. In turn, the Communication Manager will use this event to bring the channel into full communication mode. ]()

**[SWS\_EcuMf\_00044]** [If at least one valid wake up is detected the ECU shall perform a startup as fast as possible. ]()

**[SWS\_EcuMf\_00045]** [If in addition to a validated wake up an "invalid" wake up occurs as well, it is tolerable to indicate it too. This does not contradict `SRS_ModeMgm_09097`, since the ECU has to start anyway. ]()

]()

## 7.8.2 Wake-up of the Entire ECU

Before the ECU State Manager Fixed module can put the ECU into `SLEEP` state, the Communication Manager must have released all run requests<sup>23</sup>, see **[SWS\_EcuMf\_00025]**. This will only happen, if all communication state machines are in 'no communication' mode.

But this, taking into account the previous paragraphs, implies that all communication interfaces (i.e. all bus transceivers) must have been put to standby state and the wake up source must have been armed. Thus, when a wake up occurs, all communication channels are in no communication state and there are no RUN requests.

The wake up procedure is identical to the previous chapter.

## 7.8.3 Interaction of wake up Sources and the ECU State Manager Fixed module

All wake up sources must be treated in the same way. The procedure shall be as follows:

Upon occurrence of a wake up event, the responsible driver shall invoke an indication to notify the ECU State Manager Fixed module about the wake up.

This step can happen in several scenarios. The most likely are:

- After exiting the `SLEEP` state. In this scenario, the ECU State Manager Fixed module would issue a re-initialization of the relevant drivers which in turn get a chance to scan their hardware e.g. for pending wake up interrupts.
- If the wake up source is actually in sleep mode, then the driver shall scan autonomously for wake up events. The driver may do this interrupt driven or in polling mode, whichever is the preferred way for implementing it.

**[SWS\_EcuM\_00494]** [If wake up validation is required for this event, then the validation protocol applies. Otherwise the event is valid immediately. ]()

**[SWS\_EcuM\_00495]** [If the valid event is a wake up event from a communication interface then it is propagated to the Communication Manager. ]()

**[SWS\_EcuM\_02975]** [If a wake up event requires validation then the ECU Manager module shall invoke the validation protocol. ]()

**[SWS\_EcuM\_02976]** [If a wake up event does not require validation, the ECU Manager module shall issue a mode switch request to set the event's mode to `ECUM_WKSTATUS_VALIDATED`. ]()

---

<sup>23</sup> This statement can be extended to any resource manager which may be added in future versions of the AUTOSAR Basic Software.



**[SWS\_EcuM\_02496]** [If the wake up event is validated (either immediately or by the wake up validation protocol), it is labelled as a wake up source and this information is made available by the EcuM\_GetValidatedWakeupEvents service. ]()

#### 7.8.4 Wake up validation timeout

It is the implementer's choice whether he wants to provide a single wake up validation timeout timer or one timer per wake up source. The following requirements apply:

**[SWS\_EcuM\_02709]** [The timer shall be started when the service EcuM\_SetWakeupEvent is called. ]()

**[SWS\_EcuM\_02710]** [The timer shall be stopped and the validation is set to "passed" when the service EcuM\_ValidateWakeupEvent is called. ]()

**[SWS\_EcuM\_00711]** [When the timer expires, validation is set to "failed". ]()

**[SWS\_EcuM\_02712]** [Subsequent calls to EcuM\_SetWakeupEvent for the same wake up source shall not prolong the timeout. ]()

If only one timer is used, the following approach is proposed:

**[SWS\_EcuM\_00714]** [If EcuM\_SetWakeupEvent is called for a wake up source which did not fire yet during the same wake up cycle then the timeout should be prolonged for the validation timeout of that wake up source. Wake up timeouts are defined by configuration in chapter 10.4 Configurable Parameters. ]()

#### 7.8.5 Requirements for drivers with wake up sources

The driver shall invoke the EcuM\_SetWakeupEvent service with a configurable parameter identifying the source of the wake up once when the wake up event is detected.

**[SWS\_EcuM\_02572]** [Wake-ups which occurred prior to driver initialization shall be detectable. This applies to initialization from SLEEP or from OFF state. ]()

The driver shall provide an API to configure the wake up source for the SLEEP state, to enable or disable the wake up source, and to put the related peripherals to sleep. This requirement only applies if hardware provides these capabilities.

The callback invocation shall be enabled by calling the driver initialization service.

### 7.8.6 Requirements for Wake-up Validation

If the wake up source requires validation, this may be done by any but only by one appropriate module of the basic software. This may be a driver, an interface, a handler, or a manager.

Validation is done by calling the `EcuM_ValidateWakeupEvent` service.

### 7.8.7 Wake up Sources and Reset Reason

The API of the ECU State Manager Fixed module API only provides one type (`EcuM_WakeupSourceType`) which can describe all reasons why the ECU starts or wakes up.

**[SWS\_EcuM\_02625]** [The following wake up sources shall not require validation under no circumstances:

- `ECUM_WKSOURCE_POWER`
- `ECUM_WKSOURCE_RESET`
- `ECUM_WKSOURCE_INTERNAL_RESET`
- `ECUM_WKSOURCE_INTERNAL_WDG`
- `ECUM_WKSOURCE_EXTERNAL_WDG`

)]()

### 7.8.8 Wake up Sources with Integrated Power Control

This section applies if the sleep state is realized by a system chip which controls the MCU's power supply. Typical examples are CAN transceivers with integrated power supplies. These transceivers switch off power upon application request and switch on power upon CAN activity.

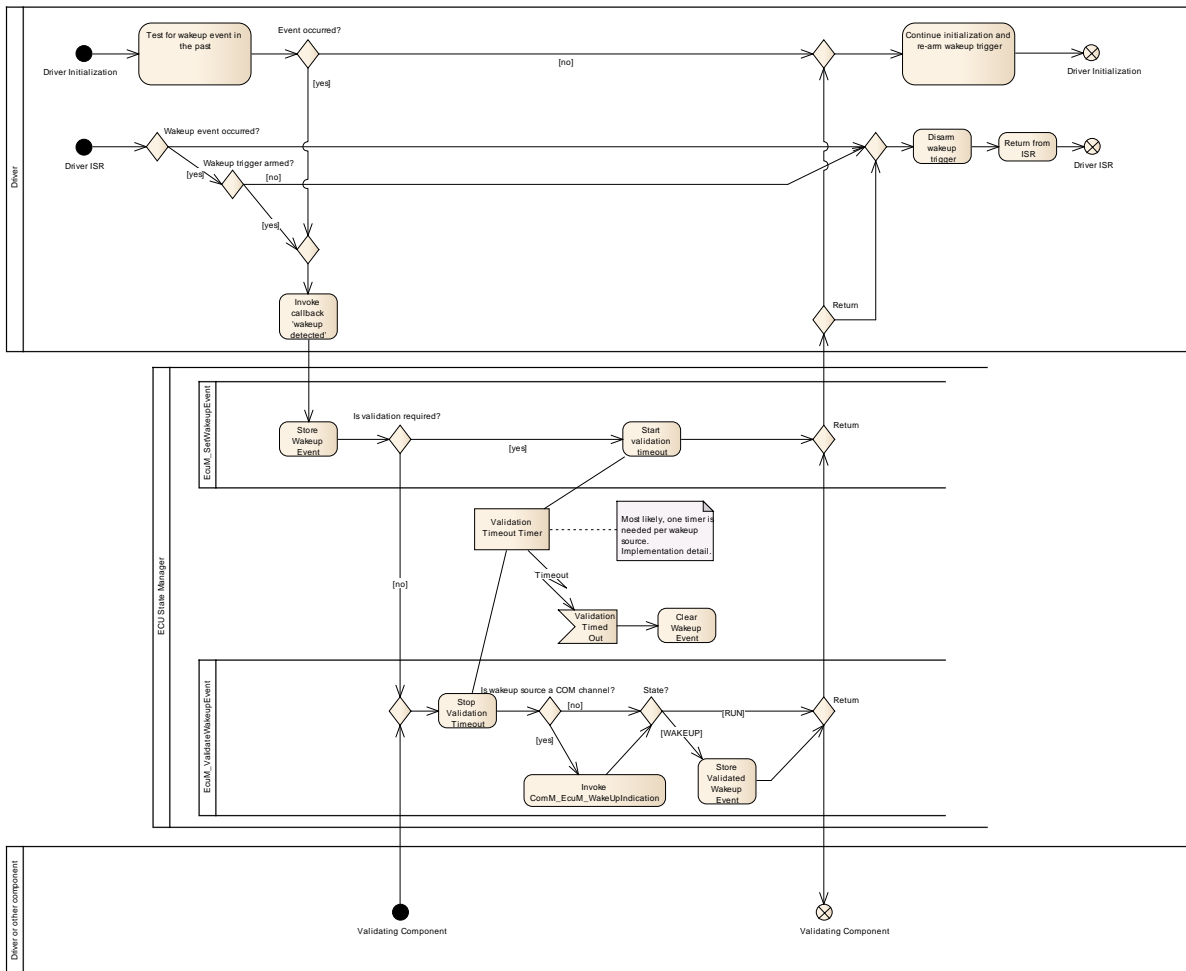
As a consequence, the sleep state looks like the `OFF` state for the ECU State Manager. This distinction is rather philosophical and not of practical importance. The practical impact is that a passive wake up on CAN will look like a power on reset to the ECU. Hence, the ECU will continue with the startup sequence after a wake up event. Nevertheless, wake up validation is required. In order to make this work, the system designer has to consider the following topics:

- The CAN transceiver is initialized during one of the driver initialization blocks (Init Block II by default). This is configured or generated code, i.e. code which is under control of the system designer.
- The CAN transceiver driver API provides services to find out if it was the CAN transceiver, due to a passive wake up, which started the ECU. It is the system designer's responsibility to check the CAN transceiver for wake up reasons and give this information to the ECU State Manager Fixed module by using the `EcuM_SetWakeupEvent` and `EcuM_ClearWakeupEvent` services.
- If the system designer sets the CAN transceiver as the wake up source, then the ECU State Manager Fixed module will not continue with the `RUN` state when `STARTUP II` is finished. Instead it will continue with the `WAKEUP VALIDATION` state.

This behavior can be applied to all kinds of wake up sources. The CAN transceiver only serves as an example here.

Waking up from a sleep state which is implemented by unpowering the MCU is not fully transparent to the SW-Cs. First of all the BSW modules are brought back into their default states after initialization. Second, when starting RTE the SW-Cs will be initialized and `STARTUP` state is signaled for a very short time. When the MCU is unpowered, it is inevitable that the ECU State Manager Fixed module carries out the `STARTUP` state. The ECU State Manager Fixed module offers support by detecting this case and then branching into wake up validation and from there (if validation is successful) into `RUN` state. If wake up validation is not successful, the ECU State Manager Fixed module supports branching into `SHUTDOWN` state. During wake up validation the ECU State Manager Fixed module will signal `SLEEP` state to the SW-Cs so that afterwards it appears as if they were woken up from a normal `SLEEP` state.

**7.8.9 Activity Diagram**



**Figure 26 – Wake up Validation Protocol**



### 7.9 Time Triggered Increased Inoperation

**[SWS\_EcuM\_00653]** [TTII shall manage a list of all sleep modes (shutdown targets). These sleep modes can be defined at configuration time. Typically the sleep modes are ordered to deepen the sleep phase of the ECU (decreased power consumption). ]()

**[SWS\_EcuM\_00654]** [An entry of the sleep mode list shall contain the following properties:

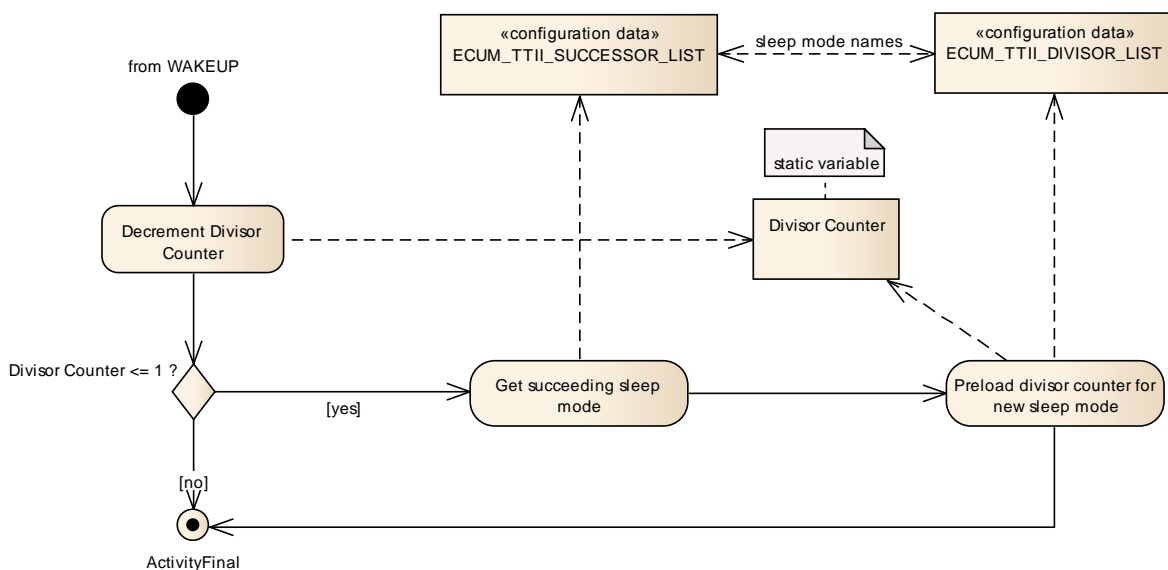
- A description of the ECU sleep mode
- A reference to the successor sleep mode
- A divisor counter which tells how often the ECU must be woken up before the successor sleep mode is selected.

These properties shall be defined at configuration time (see 10.4 Configurable Parameters container EcuMFixedTTII). ]()

The TTII protocol is executed during the WAKEUP REACTION sub-state. Refer to chapter 7.7.4.3 WAKEUP REACTION and Figure 24 – Activity Diagram of WAKEUP REACTION.

**[SWS\_EcuM\_00223]** [The entire TTII feature can be completely disabled by setting the *ECUM\_TTII\_ENABLED* configuration parameter to false. All further described activities are only applicable if TTII is enabled. ]()

**[SWS\_EcuM\_00222]** [A wake up source must be selected by configuration (*ECUM\_TTII\_WKSOURCE* configurable parameter) for use by the TTII protocol. Typically, the wake up source will be a timer, which serves as a timebase for TTII. Whenever the ECU is woken up by this configured wake up source, then the TTII protocol shall be executed. ]()



**Figure 27 – Activity Diagram of TTII**

**[SWS\_EcuM\_02785]** [Whenever RUN mode is reached, the TTII protocol shall be reset to use the wakeup source referenced by this parameter. This configuration parameter is a human readable name for a TTII wakeup source which is only needed by the configuration tool. For implementation on the ECU, this parameter may be dropped and replaced by a generated list index of EcuM\_TTII. ]()

## 7.10 Advanced Topics

### 7.10.1 OS Application Modes

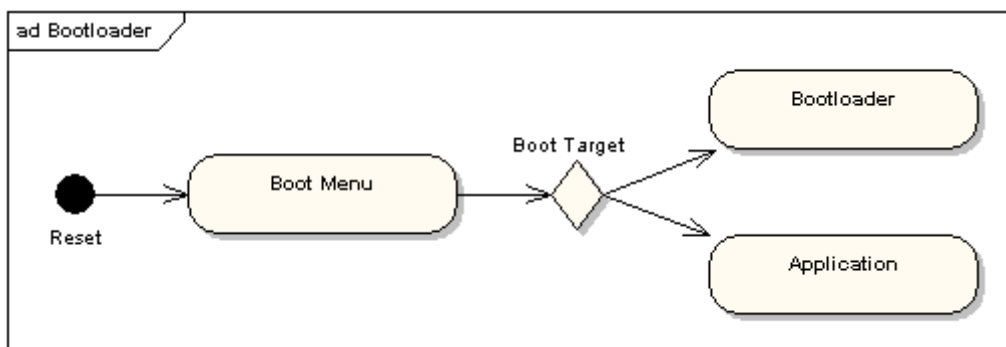
OS Application Modes is a feature of the OS which allows defining different configurations, e.g. sets of tasks which will be started initially. The application mode is an in parameter of the `StartOS` service [6]. Since the ECU State Manager Fixed module is responsible for starting the OS, it has also responsibility for managing the application mode.

**[SWS\_EcuMf\_00010]** [Since AUTOSAR RTE does not use application modes, the ECU State Manager Fixed module always has to start the OS with the value `DEFAULT_APP_MODE` (defined by the operating system). ]()

**[SWS\_EcuM\_00243]** [The default application mode is set in the STARTUP I state in case of unintended restarts<sup>24</sup>, see chapter 7.3.4.1 STARTUP I. ]()

### 7.10.2 Relation to Bootloader

The Bootloader is not part of AUTOSAR. Still, the application needs an interface to activate the bootloader. For this purpose, two functions are provided: `EcuM_SelectBootTarget` and `EcuM_GetBootTarget`.



**Figure 28 – Selection of Boot Targets**

<sup>24</sup> e.g. like watchdog reset  
78 of 189

Bootloader and application are two separated programs which in many cases even can be flashed separately. The only way to get from one image to another is through reset. The boot menu will branch into the one or other image depending on the selected boot target.

### **7.10.3 Relation to Complex Drivers**

If the complex driver handles a wake up source, it must obey all rules of this specification which are related to handling wake up events.

A complex driver may issue RUN requests.

### **7.10.4 Handling Errors during Startup and Shutdown**

The ECU State Manager Fixed module will ignore all types of errors that occur during initialization, e.g. as return values of init functions. Initialization is a configuration issue and henceforth cannot be standardized.

If errors occur during the initialization of a BSW module and this error is worthwhile being reported, then it is in the responsibility of that BSW module to report this error directly to DEM or DET and not the responsibility of the ECU State Manager.

If special error reactions are necessary, then also this is in the responsibility of the BSW module.

### **7.10.5 Configuration Alternative for Providing Wake-Sleep Operation**

In rare use cases, an ECU has to wake up cyclically (e.g. each second), execute a very simple task (like blinking an LED) and go back to sleep. For most operations, the normal WAKEUP/SHUTDOWN behavior as defined by the ECU State Manager Fixed module will be sufficient. Sometimes, however, the software has to be written very specific to maximize energy savings. Because the use case is so rare, there is no built-in feature in the ECU State Manager. However, the system designer can achieve this by using the ECU State Manager Fixed module in the following way:

- Define a wake up source to be used for the wake-sleep-operation (typically a timer)
- Check the wake up source in the `EcuM_AL_DriverInitOne` callout and, if it was the reason, execute the necessary task
- Finally, put the ECU back to sleep or perform a startup

The code needed for this behavior is custom code which is located below the RTE.

### **7.10.6 Selecting Scheduling Schemes for Startup and Shutdown**

On some ECU designs, it will be necessary to change the scheduling tables for startup and shutdown of the ECU, e.g. to improve speed for reading or writing non-volatile data. Unless other mechanisms are provided by basic software, the

notification to switch the schedule table shall preferably be done from the EcuM\_OnEnterRun and EcuM\_OnExitRun callouts.

## 7.11 Runtime Errors

AUTOSAR BSW modules normally report their errors to Det (development errors) or Dem (production errors). The EcuM handles errors differently and does not report its errors to Dem/Det. If a reporting of errors to Dem/Det is needed the user can perform these actions in the EcuM\_ErrorHook().

The following table contains all error codes which might be reported from the EcuM (besides those individual error codes defined integrator)

<i>Type or error</i>	<i>Related error code</i>	<i>Value [hex]</i>
The RAM check during wake up failed	ECUM_E_RAM_CHECK_FAILED	Assigned by Implementation
Configuration data is inconsistent	ECUM_E_CONFIGURATION_DATA_INCONSISTENT	Assigned by Implementation

**Table 5 - Runtime Errors**



## 7.12 Debug Support

In order to support debugging AUTOSAR implementations must publish information which can be used for debugging purpose. As start-up and shut-down are crucial system phases, sufficient information to track the current state of the ECU State Manager Fixed module needs to be provided by implementations.

## 8 API specification

### 8.1 Imported Types

In this chapter all types included from the following files are listed:

[SWS\_EcuM\_02810] [

<i>Module</i>	<i>Imported Type</i>
Adc	Adc_ConfigType
BswM	BswM_ConfigType
Can	Can_ConfigType
CanIf	CanIf_ConfigType
CanNm	CanNm_ConfigType
CanSM	CanSM_ConfigType
CanTp	CanTp_ConfigType
CanTrcv	CanTrcv_ConfigType
Com	Com_ConfigType
ComM	ComM_StateType
	ComM_ConfigType
ComStack_Types	NetworkHandleType
Dcm	Dcm_ConfigType
Dem	Dem_EventIdType
	Dem_EventStatusType
	Dem_ConfigType
Dio	Dio_ConfigType
Dlt	Dlt_ConfigType
Eep	Eep_ConfigType
EthIf	EthIf_ConfigType
Eth_GeneralTypes	EthTrcv_ConfigType
	Eth_ConfigType
FiM	FiM_ConfigType
Fls	Fls_ConfigType
Fr	Fr_ConfigType
FrArTp	FrArTp_ConfigType
Frlf	Frlf_ConfigType
FrNm	FrNm_ConfigType
FrSm	FrSM_ConfigType
FrTp	FrTp_ConfigType
Gpt	Gpt_ConfigType
Icu	Icu_ConfigType
IpduM	IpduM_ConfigType
J1939Tp	J1939Tp_ConfigType
Lin	Lin_ConfigType
LinIf	LinIf_ConfigType
	LinTp_ConfigType
LinSM	LinSM_ConfigType
Mcu	Mcu_ModeType
	Mcu_ResetType
	Mcu_ConfigType
NvM	NvM_RequestResultType
Ocu	Ocu_ConfigType

Os	AppModeType
PduR	PduR_PBConfigType
Port	Port_ConfigType
Pwm	Pwm_ConfigType
Rte	Rte_ModeType_EcuM_Mode
SchM	SchM_ConfigType
SoAd	SoAd_ConfigType
Spi	Spi_ConfigType
Std_Types	Std_ReturnType
	Std_VersionInfoType
UdpNm	UdpNm_ConfigType
Wdg	Wdg_ConfigType
WdgM	WdgM_ConfigType
Xcp	Xcp_ConfigType

┘()

## 8.2 Service Interfaces

### 8.2.1 Use Cases for System Services

**[SWS\_EcuM\_00762]** [The ECU State Manager Fixed module shall provide System Services for the following functionalities:

- requesting RUN
- releasing RUN
- requesting POST\_RUN
- releasing POST\_RUN

┘()

**[SWS\_EcuM\_02763]** [The ECU State Manager Fixed module shall provide also System Services for the following functionality:

- selecting and getting shutdown target
- selecting and getting boot targets

┘()

### 8.2.2 Port Interface for Interface EcuM\_StateRequest

A SW-C which needs to keep the ECU alive or needs to execute any operations before the ECU is shut down shall require the client-server interface `EcuM_StateRequest`.

This interface uses port-defined argument values to identify the user that requests modes. See [SWS\_Rte\_1360] in [18] for a description of port-defined argument values.

#### 8.2.2.1 Data Types

No data types are needed for this interface

### 8.2.2.2 EcuM\_StateRequest [SWS\_EcuMf\_00030] [

Name	EcuM_StateRequest	
Comment	Interface to request a specific ECU state	
IsService	true	
Variation	--	
Possible Errors	0	E_OK
	1	E_NOT_OK

#### Operations

ReleasePOSTRUN		
Comments	--	
Variation	--	
Possible Errors	E_OK	The request was accepted by EcuM
	E_NOT_OK	The request was not accepted by EcuM, a detailed error condition was sent to DET
ReleaseRUN		
Comments	--	
Variation	--	
Possible Errors	E_OK	The request was accepted by EcuM
	E_NOT_OK	The request was not accepted by EcuM, a detailed error condition was sent to DET
RequestPOSTRUN		
Comments	--	
Variation	--	
Possible Errors	E_OK	The request was accepted by EcuM
	E_NOT_OK	The request was not accepted by EcuM, a detailed error condition was sent to DET
RequestRUN		

Comments	--	
Variation	--	
Possible Errors	E_OK	The request was accepted by EcuM
	E_NOT_OK	The request was not accepted by EcuM, a detailed error condition was sent to DET

」()

The ECU State Manager Fixed module provides additional calls which would typically be made by one management instance on the ECU as they have a global impact. The function “EcuM\_KillAllRUNRequests()” unconditionally undoes all requests to RUN. Because of this, calling EcuM\_RequestRUN does not necessarily guarantee that the ECU will stay awake until calling EcuM\_ReleaseRUN (e.g. a KillAllRUNRequests-call can override the wish of individual users for the ECU to stay awake). The function “EcuM\_KillAllRUNRequests()” is not accessible over the RTE and thus can not be used by SW-Cs.

The following activity chart is not normative and shall help the application software programmer to understand when to request which state via EcuM\_StateRequest.

- RequestRUN is actually prohibiting shutdown.
- RequestPOSTRUN is actually requesting the opportunity to de-initialize.
- The application software components shall only listen to the EcuM state over the mode switch port.
- RUN state can be requested (RequestRUN) and released (ReleaseRUN) arbitrarily often during operation.

The EcuM is the mode manager, but does not have a requestmode (RTE ModeGroup) interface.

When all RUN requests are released, the ECU shuts down, so the active Software Components have to request RUN (RequestRUN) right after their initialization, otherwise the ECU may shut down immediately.

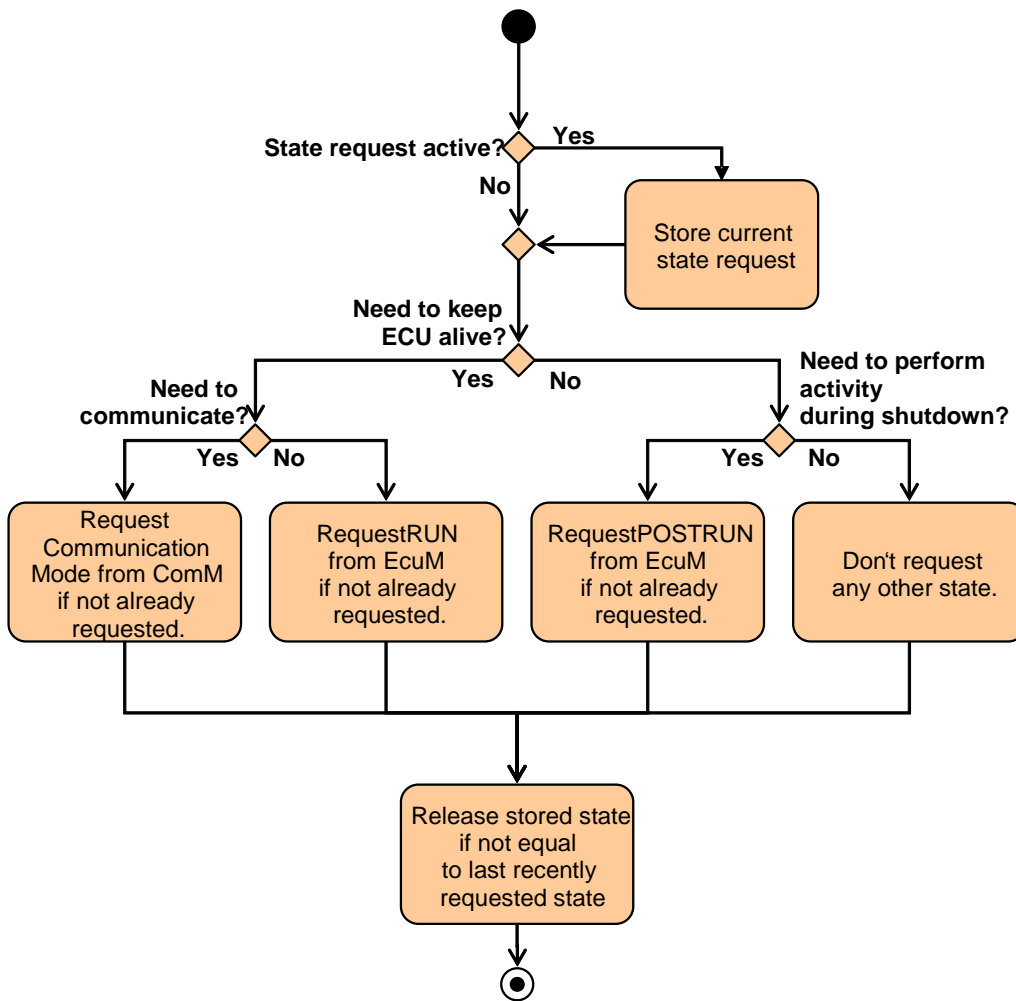


Figure 29 – Activity chart for SW-C

### 8.2.2.3 Port Interface for Interface EcuM\_CurrentMode

[SWS\_EcuM\_00749] [The mode port of the ECU State Manager Fixed module shall declare the following modes:

- STARTUP
- RUN
- POST\_RUN
- SLEEP
- WAKE\_SLEEP
- SHUTDOWN

⌋()

This definition is a simplified view of ECU Modes that applications do need to know. It does not restrict or limit in any way how application modes could be defined. Applications modes are completely handled by the application itself.

**[SWS\_EcuM\_00750]** [Mode changes shall be notified to SW-Cs through the RTE mode ports when the mode change occurs. The ECU State Manager Fixed module shall not wait until the RTE has performed the mode switch completely. ]()

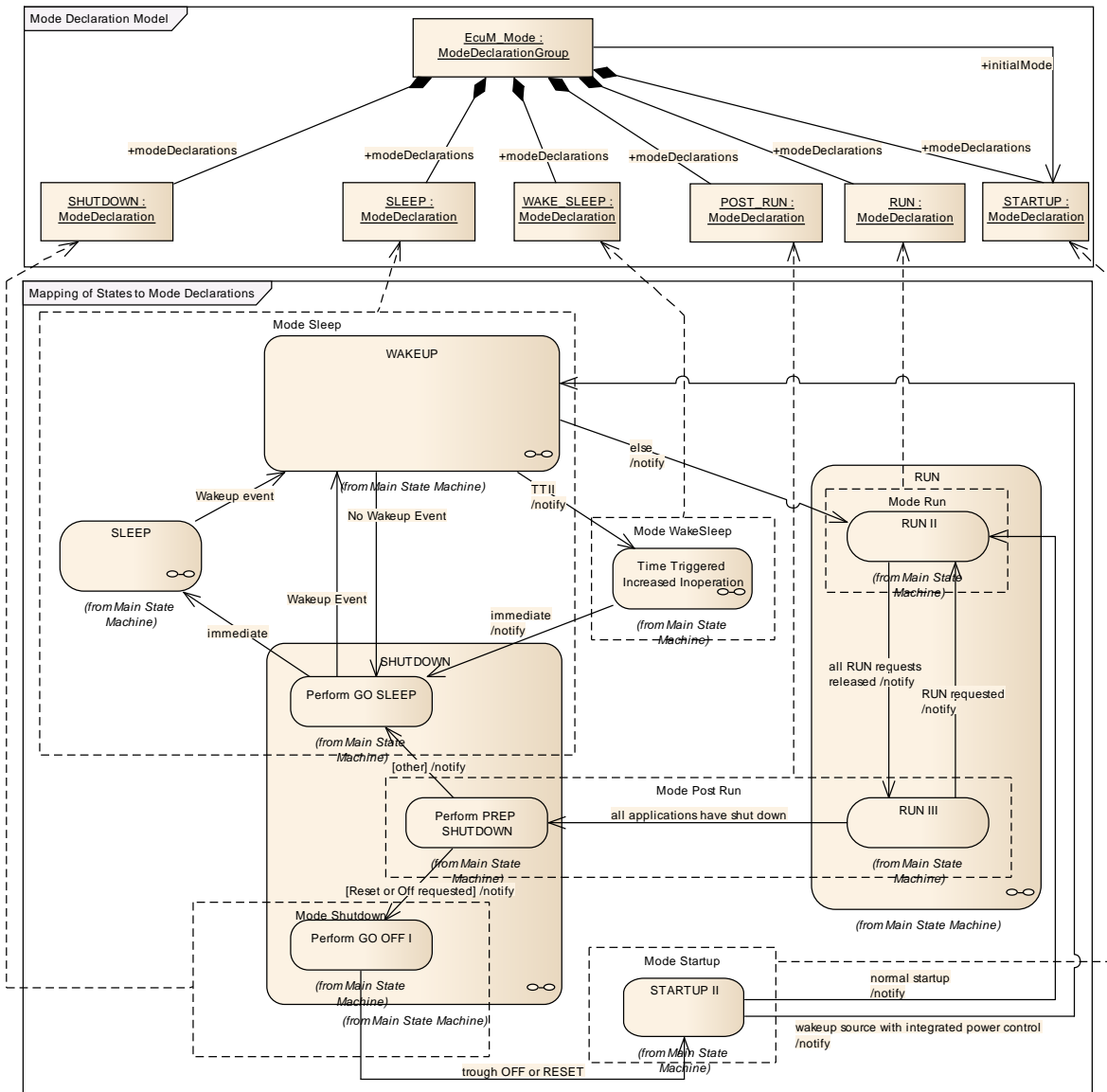
This specification assumes that the port name is `currentMode` and that the direct API of RTE will be used. Under these conditions mode changes signaled by invoking

```
Rte_StatusType Rte_Switch_currentMode_currentMode(  
    Rte_ModeType_EcuM_Mode mode)
```

where `mode` is the new mode to be notified. The value range is specified by the previous requirement. The return value shall be ignored.

A SW-C which wants to be notified of mode changes should require the mode switch interface `EcuM_CurrentMode`.

The following figure shows how the defined modes are mapped to the states of the ECU State Manager Fixed module and when the notifications shall occur.



**Figure 30 – Mapping of Declared Modes to states of ECU State Manager Fixed module**

**[SWS\_EcuM\_00752]** [The ECU State Manager Fixed module shall notify WakeSleep mode and Sleep mode when transiting from WAKEUP to SHUTDOWN, but only if the selected shutdown target is SLEEP.

This allows the system designer to trigger runnables for TTII. ]()

### 8.2.2.4 Data Types

The mode declaration group EcuM\_Mode represents the modes of the ECU State Manager Fixed module that will be notified to the SW-Cs.

[SWS\_EcuMf\_00104]



Name	EcuM_Mode
Kind	ModeDeclarationGroup
Initial mode	STARTUP
Modes	STARTUP
	RUN
	POST_RUN
	SLEEP
	WAKE_SLEEP
	SHUTDOWN
Description	--

⌋()

### 8.2.2.5 EcuM\_CurrentMode

[SWS\_EcuMf\_00031] ⌈

Name	EcuM_CurrentMode	
Comment	Interface to read the current ECU mode	
IsService	true	
Variation	--	
ModeGroup	currentMode	EcuM_Mode

⌋()

## 8.2.3 Ports and Port Interface for Interface EcuM\_ShutdownTarget

A SW-C which wants to select a shutdown target should require the client-server interface `EcuM_ShutdownTarget`.

### 8.2.3.1 Data Types

This data type represents the states of the ECU State Manager Fixed module and thus includes the shutdown targets.

[SWS\_EcuMf\_00105] ⌈

Name	EcuM_StateType
Kind	Type
Derived from	uint8

Description	ECU State Manager states.		
Range	ECUM_SUBSTATE_MASK	0x0f	--
	ECUM_STATE_STARTUP	0x10	--
	ECUM_STATE_STARTUP_ONE	0x11	--
	ECUM_STATE_STARTUP_TWO	0x12	--
	ECUM_STATE_WAKEUP	0x20	--
	ECUM_STATE_WAKEUP_ONE	0x21	--
	ECUM_STATE_WAKEUP_VALIDATION	0x22	--
	ECUM_STATE_WAKEUP_REACTION	0x23	--
	ECUM_STATE_WAKEUP_TWO	0x24	--
	ECUM_STATE_WAKEUP_WAKESLEEP	0x25	--
	ECUM_STATE_WAKEUP_TTII	0x26	--
	ECUM_STATE_RUN	0x30	--
	ECUM_STATE_APP_RUN	0x32	--
	ECUM_STATE_APP_POST_RUN	0x33	--
	ECUM_STATE_SHUTDOWN	0x40	--
	ECUM_STATE_PREP_SHUTDOWN	0x44	--
	ECUM_STATE_GO_SLEEP	0x49	--
	ECUM_STATE_GO_OFF_ONE	0x4d	--
	ECUM_STATE_GO_OFF_TWO	0x4e	--
	ECUM_STATE_SLEEP	0x50	--
ECUM_STATE_OFF	0x80	--	
ECUM_STATE_RESET	0x90	--	
Variation	--		

⌋()

### 8.2.3.2 EcuM\_ShutdownTarget

[SWS\_EcuMf\_00032] [

Name	EcuM_ShutdownTarget
Comment	Interfaces to manage the shutdown target
IsService	true

Variation	--	
Possible Errors	0	E_OK
	1	E_NOT_OK

## Operations

GetLastShutdownTarget		
Comments	GetLastShutdownTarget returns the shutdown target of the previous shutdown process.	
Variation	--	
Parameters	shutdownTarget	
	Comment	--
	Type	EcuM_StateType
	Variation	--
	Direction	OUT
	sleepMode	
	Comment	--
	Type	EcuM_SleepModeType
	Variation	--
	Direction	OUT
Possible Errors	E_OK	Operation successful
	E_NOT_OK	--
GetShutdownTarget		
Comments	GetShutdownTarget returns the currently selected shutdown target as set by SelectShutdownTarget	
Variation	--	
Parameters	shutdownTarget	
	Comment	--
	Type	EcuM_StateType
	Variation	--
	Direction	OUT
	sleepMode	

	Comment	--
	Type	EcuM_SleepModeType
	Variation	--
	Direction	OUT
Possible Errors	E_OK	Operation successful
	E_NOT_OK	--
<b>SelectShutdownTarget</b>		
Comments	Select a new shutdown target	
Variation	--	
Parameters	shutdownTarget	
	Comment	--
	Type	EcuM_StateType
	Variation	--
	Direction	IN
	sleepMode	
	Comment	--
	Type	EcuM_SleepModeType
	Variation	--
	Direction	IN
Possible Errors	E_OK	The new shutdown target was set.
	E_NOT_OK	The new shutdown target was not set

┆()

The parameter mode determines the concrete sleep mode. This parameter shall only be used if the target parameter equals to ECUM\_STATE\_SLEEP, otherwise it will be ignored.

### 8.2.4 Port Interface for Interface EcuM\_BootTarget

A SW-C which wants to select a boot target shall require the client-server interface EcuM\_BootTarget.

### 8.2.4.1 Data Types

This data type represents the boot targets the ECU State Manager Fixed module can be configured with.

[SWS\_EcuMf\_00106]┐

Name	EcuM_BootTargetType		
Kind	Type		
Derived from	uint8		
Description	This type represents the boot targets the ECU Manager module can be configured with. The default boot target is ECUM_BOOT_TARGET_OEM_BOOTLOADER.		
Range	ECUM_BOOT_TARGET_APP	0	The ECU will boot into the application
	ECUM_BOOT_TARGET_OEM_BOOTLOADER	1	The ECU will boot into the OEM bootloader
	ECUM_BOOT_TARGET_SYS_BOOTLOADER	2	The ECU will boot into the system supplier bootloader
Variation	--		

┘()

### 8.2.4.2 EcuM\_BootTarget

[SWS\_EcuMf\_00033]┐

Name	EcuM_BootTarget	
Comment	Interfaces to manage the boot target	
IsService	true	
Variation	--	
Possible Errors	0	E_OK
	1	E_NOT_OK

#### Operations

GetBootTarget	
Comments	Read the current boot target
Variation	--
Parameters	target

	Comment	--
	Type	EcuM_BootTargetType
	Variation	--
	Direction	OUT
Possible Errors	E_OK	Operation successful (the service always succeeds)
	E_NOT_OK	--
SelectBootTarget		
Comments	Select a new boot target	
Variation	--	
Parameters	target	
	Comment	--
	Type	EcuM_BootTargetType
	Variation	--
	Direction	IN
Possible Errors	E_OK	The new boot target was accepted by EcuM
	E_NOT_OK	The new boot target was not accepted by EcuM

⌋()

### 8.2.5 Definition of the Service ECU State Manager

This section provides guidance on the definition of the ECU State Manager service. Note that these definitions can only be completed during ECU configuration (because it depends on certain configuration parameters of the ECU State Manager Fixed module which determine the number of ports provided by the ECU State Manager service). Also note that the implementation of a SW-C does *not* depend on these definitions.

There are ports on both sides of the RTE: This description of the ECU State Manager service defines the ports below the RTE. Each SW-Component, which uses the service, must contain “service ports” in its own SW-C description which will be connected to the ports of the ECU State Manager, so that the RTE can be generated.

[SWS\_EcuMf\_00112]⌈

Name	BootTarget_{UserName}		
Kind	ProvidedPort	Interface	EcuM_BootTarget

Description	Provides an interface to SW-Cs to select a new boot target and query the current boot target. The port uses port-defined argument values to identify the user.
Variation	UserName = {ecuc(EcuM/EcuMConfiguration/EcuMFixedConfiguration/EcuMFixedUserConfig/EcuMFixedUser.SHORT-NAME)}

」()

[SWS\_EcuMf\_00113]「

Name	currentMode		
Kind	ProvidedPort	Interface	EcuM_CurrentMode
Description	Provides an interface to SW-Cs to get notified about state changes of the ECU.		
Variation	--		

」()

[SWS\_EcuMf\_00114]「

Name	ShutdownTarget_{UserName}		
Kind	ProvidedPort	Interface	EcuM_ShutdownTarget
Description	Provides an interface to SW-Cs to select a new shutdown target and query the current shutdown target. The port uses port-defined argument values to identify the user.		
Variation	UserName = {ecuc(EcuM/EcuMConfiguration/EcuMFixedConfiguration/EcuMFixedUserConfig/EcuMFixedUser.SHORT-NAME)}		

」()

[SWS\_EcuMf\_00115]「

Name	StateRequest_{UserName}		
Kind	ProvidedPort	Interface	EcuM_StateRequest
Description	Provides an interface to SW-Cs to request state changes of the ECU state. The port uses port-defined argument values to identify the user.		
Variation	UserName = {ecuc(EcuM/EcuMFixedConfiguration/EcuMFixedUserConfig/EcuMFixedUser.SHORT-NAME)}		

」()

## 8.2.6 Runnables and Entry points

### 8.2.6.1 Internal behavior

This is the inside description of the ECU State Manager. This detailed description is only needed for the configuration of the local RTE.

```

InternalBehavior EcuStateManager {

    // Runnable entities of the EcuStateManager
    RunnableEntity RequestRUN
        symbol "EcuM_RequestRUN"
        canbeInvokedConcurrently = TRUE
    RunnableEntity ReleaseRUN
        symbol "EcuM_ReleaseRUN"
        canbeInvokedConcurrently = TRUE
    RunnableEntity RequestPOSTRUN
        symbol "EcuM_RequestPOST_RUN"
        canbeInvokedConcurrently = TRUE
    RunnableEntity ReleasePOSTRUN
        symbol "EcuM_ReleasePOST_RUN"
        canbeInvokedConcurrently = TRUE
    RunnableEntity SelectShutdownTarget
        symbol "EcuM_SelectShutdownTarget"
        canbeInvokedConcurrently = TRUE
    RunnableEntity GetShutdownTarget
        symbol "EcuM_GetShutdownTarget"
        canbeInvokedConcurrently = TRUE
    RunnableEntity GetLastShutdownTarget
        symbol "EcuM_GetLastShutdownTarget"
        canbeInvokedConcurrently = TRUE
    RunnableEntity SelectBootTarget
        symbol "EcuM_SelectBootTarget"
        canbeInvokedConcurrently = TRUE
    RunnableEntity GetBootTarget
        symbol "EcuM_GetBootTarget"
        canbeInvokedConcurrently = TRUE

    // Port present for each user. There are NU users
    SR000.RequestRUN -> RequestRUN
    SR000.ReleaseRUN -> ReleaseRUN
    SR000.RequestPOSTRUN -> RequestPOSTRUN
    SR000.ReleasePOSTRUN -> RequestPOSTRUN
    PortArgument {port=SR000, value.type=EcuM_UserType,
value.value=EcuM_User[0].User}
    (...)
    SRnnn.RequestRUN -> RequestRUN
    SRnnn.ReleaseRUN -> ReleaseRUN
    SRnnn.RequestPOSTRUN -> RequestPOSTRUN
    SRnnn.ReleasePOSTRUN -> RequestPOSTRUN
    PortArgument {port=SRnnn, value.type=EcuM_UserType,
value.value=EcuM_User[nnn].User}

    shutDownTarget.SelectShutdownTarget -> SelectShutdownTarget
    shutDownTarget.GetShutdownTarget -> GetShutdownTarget
    shutDownTarget.GetLastShutdownTarget -> GetLastShutdownTarget
    bootTarget.SelectBootTarget -> SelectBootTarget
    bootTarget.GetBootTarget -> GetBootTarget
};

```



## 8.3 Type definitions

### 8.3.1 EcuM\_ConfigType

[SWS\_EcuMf\_00046] |

<b>Name:</b>	EcuM_ConfigType		
<b>Type:</b>	Structure		
<b>Range:</b>	-	The content of this structure depends on the post-build configuration of EcuM.	
<b>Description:</b>	A pointer to such a structure shall be provided to the ECU State Manager initialization routine for configuration.		

┘()

[SWS\_EcuM\_02801] | This structure shall hold the post-build configuration parameters for the ECU State Manager Fixed module as well as pointers to all ConfigType structures of modules that are initialized by the ECU State Manager.

┘()

[SWS\_EcuM\_00793] | The ECU State Manager Configuration Tool shall specifically generate this structure for a given set of basic software modules that comprise the ECU configuration. The set of basic software modules is derived from the corresponding *EcuMFixedModuleConfiguration* parameters. ┘()

[SWS\_EcuM\_02794] | This structure shall contain an additional post-build configuration variant identifier (uint8/uint16/uint32 depending on algorithm to compute the identifier). See also chapter 10.5 Checking Configuration Consistency.

┘()

[SWS\_EcuM\_02795] | This structure shall contain an additional hash code with is tested against the configuration parameter *EcuMConfigConsistencyHash* for checking consistency of the configuration data. See also chapter 10.5 Checking Configuration Consistency. ┘()

[SWS\_EcuM\_00800] | The ECU State Manager Configuration Tool shall also generate for each given ECU configuration an instance of this structure that is filled with the post-build configuration parameters of the ECU State Manager Fixed module as well as pointers to instances of configuration structures for the modules mentioned in **SWS\_EcuM\_00793**. The pointers are derived from the corresponding *EcuMFixedModuleConfiguration* parameters. ┘()

### 8.3.2 EcuM\_StateType

[SWS\_EcuMf\_00047]:

<b>Name:</b>	EcuM_StateType		
<b>Type:</b>	uint8		
<b>Range:</b>	ECUM_SUBSTATE_MASK	0x0f	--
	ECUM_STATE_STARTUP	0x10	--
	ECUM_STATE_STARTUP_ONE	0x11	--

	ECUM_STATE_STARTUP_TWO	0x12	--
	ECUM_STATE_WAKEUP	0x20	--
	ECUM_STATE_WAKEUP_ONE	0x21	--
	ECUM_STATE_WAKEUP_VALIDATION	0x22	--
	ECUM_STATE_WAKEUP_REACTION	0x23	--
	ECUM_STATE_WAKEUP_TWO	0x24	--
	ECUM_STATE_WAKEUP_WAKESLEEP	0x25	--
	ECUM_STATE_WAKEUP_TTII	0x26	--
	ECUM_STATE_RUN	0x30	--
	ECUM_STATE_APP_RUN	0x32	--
	ECUM_STATE_APP_POST_RUN	0x33	--
	ECUM_STATE_SHUTDOWN	0x40	--
	ECUM_STATE_PREP_SHUTDOWN	0x44	--
	ECUM_STATE_GO_SLEEP	0x49	--
	ECUM_STATE_GO_OFF_ONE	0x4d	--
	ECUM_STATE_GO_OFF_TWO	0x4e	--
	ECUM_STATE_SLEEP	0x50	--
	ECUM_STATE_OFF	0x80	--
	ECUM_STATE_RESET	0x90	--
<b>Description:</b>	ECU State Manager states.		

⌋()

**[SWS\_EcuM\_00507]** [Encodes states and sub-states of the ECU State Manager. States are encoded in the high-nibble, sub-state in the low-nibble. The sub-state can be determined by ANDing the state value with `ECUM_SUBSTATE_MASK`. ⌋()]

**[SWS\_EcuM\_02664]** [The ECU State Manager Fixed module shall define all states as listed in the `EcuM_StateType`. ⌋()]

### 8.3.3 EcuM\_UserType

**[SWS\_EcuMf\_00048]** [

<b>Name:</b>	EcuM_UserType
<b>Type:</b>	uint8
<b>Description:</b>	Unique value for each user.

⌋()

**[SWS\_EcuM\_00487]** [For each user, a unique value must be defined at system generation time, please refer to 10.4 Configurable Parameters. ⌋()]

### 8.3.4 EcuM\_WakeupSourceType

**[SWS\_EcuMf\_00049]** [

<b>Name:</b>	EcuM_WakeupSourceType		
<b>Type:</b>	uint32		
<b>Range:</b>	ECUM_WKSOURCE_POWER	--	Power cycle (bit 0)
	ECUM_WKSOURCE_RESET (default)	--	Hardware reset (bit 1). If hardware cannot distinguish between a power cycle and a reset reason, then this shall be the default wakeup source.
	ECUM_WKSOURCE_INTERNAL_RESET	--	Internal reset of µC (bit 2)

			The internal reset typically only resets the $\mu$ C core but not peripherals or memory controllers. The exact behavior is hardware specific. This source may also indicate an unhandled exception.
	ECUM_WKSOURCE_INTERNAL_WDG	--	Reset by internal watchdog (bit 3)
	ECUM_WKSOURCE_EXTERNAL_WDG	--	Reset by external watchdog (bit 4), if detection supported by hardware
<b>Description:</b>	EcuM_WakeupSourceType defines a bitfield with 5 pre-defined positions (see Range). The bitfield provides one bit for each wakeup source. In WAKEUP, all bits cleared indicates that no wakeup source is known. In STARTUP, all bits cleared indicates that no reason for restart or reset is known. In this case, ECUM_WKSOURCE_RESET shall be assumed.		

⌋()

**[SWS\_EcuM\_02165]** ⌈The list can be extended by configuration⌋()

**[SWS\_EcuM\_02166]** ⌈Extension values (see chapter 10.4 Configurable Parameters) must define single additional bits. The bit assignment shall be done by the configuration tool. ⌋()

**[SWS\_EcuMf\_00002]** ⌈The following rule applies for extension values of type EcuM\_WakeupSourceType:  
EcuMWakeupSourceId defines the bit position of the corresponding wake up source in EcuM\_WakeupSourceType.  
Values 0 to 4 are not allowed for EcuMWakeupSourceId (pre-defined values in EcuM\_WakeupSourceType)  
Values 5 up to 31 in EcuMWakeupSourceId implies 0x00000020 up to 0x8000000000 in EcuM\_WakeupSourceType (i.e. bit 5 up to bit 31).⌋()

**[SWS\_EcuM\_02601]** ⌈If hardware cannot detect a specific wake up source, then the ECU State Manager Fixed module shall report ECUM\_WKSOURCE\_RESET instead. ⌋()

### 8.3.5 EcuM\_WakeupSourceType

**[SWS\_EcuMf\_00050]** ⌈

<b>Name:</b>	EcuM_WakeupSourceType		
<b>Type:</b>	uint8		
<b>Range:</b>	ECUM_WKSTATUS_NONE	0	No pending wakeup event was detected
	ECUM_WKSTATUS_PENDING	1	The wakeup event was detected but not yet validated
	ECUM_WKSTATUS_VALIDATED	2	The wakeup event is valid
	ECUM_WKSTATUS_EXPIRED	3	The wakeup event has not been validated and has expired therefore
	ECUM_WKSTATUS_ENABLED	6	The wakeup source is enabled (armed) and is ready to call EcuM_SetWakeupEvent().
<b>Description:</b>	The type describes the possible states of a wakeup source.		

⌋()

See also 8.4.4.5 EcuM\_GetStatusOfWakeupSource.

### 8.3.6 EcuM\_WakeupReactionType

[SWS\_EcuMf\_00051] ⌈

<b>Name:</b>	EcuM_WakeupReactionType		
<b>Type:</b>	uint8		
<b>Range:</b>	ECUM_WKACT_RUN	0	Initialization into RUN state
	ECUM_WKACT_TTII	2	Execute time triggered increased inoperation protocol and shutdown
	ECUM_WKACT_SHUTDOWN	3	Immediate shutdown
<b>Description:</b>	The type describes the possible outcomes of the WAKEUP REACTION state.		

⌋()

### 8.3.7 EcuM\_BootTargetType

[SWS\_EcuMf\_00036] ⌈

<b>Name:</b>	EcuM_BootTargetType		
<b>Type:</b>	uint8		
<b>Range:</b>	ECUM_BOOT_TARGET_APP	0	The ECU will boot into the application
	ECUM_BOOT_TARGET_OEM_BOOTLOADER	1	The ECU will boot into the OEM bootloader
	ECUM_BOOT_TARGET_SYS_BOOTLOADER	2	The ECU will boot into the system supplier bootloader
<b>Description:</b>	This type represents the boot targets the ECU Manager module can be configured with. The default boot target is ECUM_BOOT_TARGET_OEM_BOOTLOADER.		

⌋()

## 8.4 Function Definitions

### 8.4.1 General

#### 8.4.1.1 EcuM\_GetVersionInfo

[SWS\_EcuM\_02813] [EcuM\_GetVersionInfo

<b>Service name:</b>	EcuM_GetVersionInfo
<b>Syntax:</b>	void EcuM_GetVersionInfo( Std_VersionInfoType* versioninfo )
<b>Service ID[hex]:</b>	0x00
<b>Sync/Async:</b>	Synchronous
<b>Reentrancy:</b>	Reentrant
<b>Parameters (in):</b>	None
<b>Parameters (inout):</b>	None
<b>Parameters (out):</b>	versioninfo   Pointer to where to store the version information of this module.
<b>Return value:</b>	None
<b>Description:</b>	Returns the version information of this module.

⌋()

[SWS\_EcuMf\_00034] [Parameter versioninfo of the function EcuM\_GetVersionInfo: An implementation shall cope with NULL pointers by returning immediately without any further action. ⌋()

Hint:

If source code for caller and callee of this function is available this function should be realized as a macro. The macro should be defined in the modules header file.

### 8.4.2 Initialization and Shutdown

#### 8.4.2.1 EcuM\_Init

[SWS\_EcuM\_02811] [

<b>Service name:</b>	EcuM_Init
<b>Syntax:</b>	void EcuM_Init( void )
<b>Service ID[hex]:</b>	0x01
<b>Sync/Async:</b>	Synchronous
<b>Reentrancy:</b>	Reentrant
<b>Parameters (in):</b>	None
<b>Parameters (inout):</b>	None
<b>Parameters (out):</b>	None
<b>Return value:</b>	None
<b>Description:</b>	Initializes the ECU state manager and carries out the startup procedure. The

	function will never return (it calls StartOS)
--	-----------------------------------------------

┘()

### 8.4.2.2 EcuM\_StartupTwo

**[SWS\_EcuM\_02838]** [

<b>Service name:</b>	EcuM_StartupTwo
<b>Syntax:</b>	void EcuM_StartupTwo( void )
<b>Service ID[hex]:</b>	0x1a
<b>Sync/Async:</b>	Synchronous
<b>Reentrancy:</b>	Non Reentrant
<b>Parameters (in):</b>	None
<b>Parameters (inout):</b>	None
<b>Parameters (out):</b>	None
<b>Return value:</b>	None
<b>Description:</b>	This function implements the STARTUP II state.

┘()

**[SWS\_EcuM\_02806]** [This function must be called from a task which is started directly as a consequence of StartOS. I.e. either it must be called from an autostart task or it must be called from a task which is explicitly started. ┘()

### 8.4.2.3 EcuM\_Shutdown

**[SWS\_EcuM\_02812]** [

<b>Service name:</b>	EcuM_Shutdown
<b>Syntax:</b>	void EcuM_Shutdown( void )
<b>Service ID[hex]:</b>	0x02
<b>Sync/Async:</b>	Synchronous
<b>Reentrancy:</b>	Reentrant
<b>Parameters (in):</b>	None
<b>Parameters (inout):</b>	None
<b>Parameters (out):</b>	None
<b>Return value:</b>	None
<b>Description:</b>	Typically called from the shutdown hook, this function takes over execution control and will carry out GO OFF II activities.

┘()

### 8.4.3 State Management

#### 8.4.3.1 EcuM\_RequestRUN

[SWS\_EcuM\_00814] [

<b>Service name:</b>	EcuM_RequestRUN	
<b>Syntax:</b>	Std_ReturnType EcuM_RequestRUN( EcuM_UserType user )	
<b>Service ID[hex]:</b>	0x03	
<b>Sync/Async:</b>	Synchronous	
<b>Reentrancy:</b>	Reentrant	
<b>Parameters (in):</b>	user	ID of the entity requesting the RUN state.
<b>Parameters (inout):</b>	None	
<b>Parameters (out):</b>	None	
<b>Return value:</b>	Std_ReturnType	E_OK: The request was accepted by EcuM. E_NOT_OK: The request was not accepted by EcuM, a detailed error condition was sent to DET (see Error Codes below).
<b>Description:</b>	Places a request for the RUN state. Requests can be placed by every user made known to the state manager at configuration time.	

]()

[SWS\_EcuM\_00143] [Requests of EcuM\_RequestRUN cannot be nested, i.e. one user can only place one request but not more. ]()

[SWS\_EcuM\_00144] [An implementation must track requests for each user known on the ECU. Run requests are specific to the user. ]()

[SWS\_EcuM\_00668] [RUN requests shall be ignored after EcuM\_KillAllRUNRequests has been executed until the shutdown has completed. ]()

Configuration of EcuM\_RequestRUN: Refer to 8.3.3 EcuM\_UserType for more information about user IDs and their generation.

Error Codes of EcuM\_RequestRUN: ECUM\_E\_MULTIPLE\_RUN\_REQUESTS: On multiple requests by the same user ID

#### 8.4.3.2 EcuM\_ReleaseRUN

[SWS\_EcuM\_00815] [

<b>Service name:</b>	EcuM_ReleaseRUN	
<b>Syntax:</b>	Std_ReturnType EcuM_ReleaseRUN( EcuM_UserType user )	
<b>Service ID[hex]:</b>	0x04	
<b>Sync/Async:</b>	Synchronous	
<b>Reentrancy:</b>	Reentrant	
<b>Parameters (in):</b>	user	ID of the entity releasing the RUN state.

<b>Parameters (inout):</b>	None
<b>Parameters (out):</b>	None
<b>Return value:</b>	Std_ReturnType E_OK: The release request was accepted by EcuM E_NOT_OK: The release request was not accepted by EcuM, a detailed error condition was sent to DET (see Error Codes below).
<b>Description:</b>	Releases a RUN request previously done with a call to EcuM_RequestRUN. The service is intended for implementing AUTOSAR ports.

⌋()

Configuration of EcuM\_ReleaseRUN: Refer to 8.3.3 EcuM\_UserType for more information about user IDs and their generation.

Error Codes of EcuM\_ReleaseRUN: ECUM\_E\_MISMATCHED\_RUN\_RELEASE: On releasing without a matching request.

### 8.4.3.3 EcuM\_RequestPOST\_RUN

[SWS\_EcuM\_00819] [

<b>Service name:</b>	EcuM_RequestPOST_RUN
<b>Syntax:</b>	Std_ReturnType EcuM_RequestPOST_RUN( EcuM_UserType user )
<b>Service ID[hex]:</b>	0x0a
<b>Sync/Async:</b>	Synchronous
<b>Reentrancy:</b>	Reentrant
<b>Parameters (in):</b>	user ID of the entity requesting the POST RUN state.
<b>Parameters (inout):</b>	None
<b>Parameters (out):</b>	None
<b>Return value:</b>	Std_ReturnType E_OK: The request was accepted by EcuM E_NOT_OK: The request was not accepted by EcuM, a detailed error condition was sent to DET (see Error Codes below).
<b>Description:</b>	Places a request for the POST RUN state. Requests can be placed by every user made known to the state manager at configuration time. Requests for RUN and POST RUN must be tracked independently (in other words: two independent variables). The service is intended for implementing AUTOSAR ports.

⌋()

All requirements of 8.4.3.1 EcuM\_RequestRUN apply accordingly to the function EcuM\_RequestPOST\_RUN.

Configuration of EcuM\_RequestPOST\_RUN: Refer to 8.3.3 EcuM\_UserType for more information about user IDs and their generation.

Error Codes of EcuM\_RequestPOST\_RUN: ECUM\_E\_MULTIPLE\_RUN\_REQUESTS: On multiple requests by the same user ID.



### 8.4.3.4 EcuM\_ReleasePOST\_RUN

[SWS\_EcuM\_00820] [

<b>Service name:</b>	EcuM_ReleasePOST_RUN	
<b>Syntax:</b>	Std_ReturnType EcuM_ReleasePOST_RUN( EcuM_UserType user )	
<b>Service ID[hex]:</b>	0x0b	
<b>Sync/Async:</b>	Synchronous	
<b>Reentrancy:</b>	Reentrant	
<b>Parameters (in):</b>	user	ID of the entity releasing the POST RUN state.
<b>Parameters (inout):</b>	None	
<b>Parameters (out):</b>	None	
<b>Return value:</b>	Std_ReturnType	E_OK: The release request was accepted by EcuM E_NOT_OK: The release request was not accepted by EcuM, a detailed error condition was sent to DET (see Error Codes below).
<b>Description:</b>	Releases a POST RUN request previously done with a call to EcuM_RequestPOST_RUN. The service is intended for implementing AUTOSAR ports.	

]()

Configuration of EcuM\_ReleasePOST\_RUN: Refer to 8.3.3 EcuM\_UserType for more information about user IDs and their generation.

Error Codes of EcuM\_ReleasePOST\_RUN: ECUM\_E\_MISMATCHED\_RUN\_RELEASE: On releasing without a matching request.

### 8.4.3.5 EcuM\_KillAllRUNRequests

[SWS\_EcuM\_00821

<b>Service name:</b>	EcuM_KillAllRUNRequests	
<b>Syntax:</b>	void EcuM_KillAllRUNRequests( void )	
<b>Service ID[hex]:</b>	0x05	
<b>Sync/Async:</b>	Synchronous	
<b>Reentrancy:</b>	Reentrant	
<b>Parameters (in):</b>	None	
<b>Parameters (inout):</b>	None	
<b>Parameters (out):</b>	None	
<b>Return value:</b>	None	
<b>Description:</b>	The benefit of this function over an ECU reset is that the shutdown sequence is executed, which e.g. takes care of writing back NV memory contents.	

]()

[SWS\_EcuM\_00872] [The function unconditionally clears all requests to RUN.

Note: As an effect the ECU State Manager switches to RUN III state (see also **SWS\_EcuM\_00311**), which allows for a controlled shutdown. `⌋()`

**[SWS\_EcuM\_00600]** [As a consequence `EcuM_RequestRUN` must not accept any new requests unless the resulting shutdown has been completed. `⌋()`

Caveat of `EcuM_KillAllRUNRequests`: Use this function with care. Side effects may occur in the application. If an implementation contains synchronization for more graceful shutdown a timeout must be provided to ensure that the shutdown process is initiated.

Error Codes of `EcuM_KillAllRUNRequests`:

`ECUM_E_ALL_RUN_REQUESTS_KILLED`: On each invocation.

### 8.4.3.6 `EcuM_KillAllPostRUNRequests`

**[SWS\_EcuMf\_00101]** `⌈`

<b>Service name:</b>	<code>EcuM_KillAllPostRUNRequests</code>
<b>Syntax:</b>	<code>void EcuM_KillAllPostRUNRequests (</code> <code>    void</code> <code>)</code>
<b>Service ID[hex]:</b>	<code>0x2a</code>
<b>Sync/Async:</b>	Synchronous
<b>Reentrancy:</b>	Reentrant
<b>Parameters (in):</b>	None
<b>Parameters (inout):</b>	None
<b>Parameters (out):</b>	None
<b>Return value:</b>	None
<b>Description:</b>	This function unconditionally releases all pending requests to PostRUN.

`⌋()`

**[SWS\_EcuMf\_00102]** `⌈` The function `EcuM_KillAllPostRUNRequests` unconditionally releases all pending requests to PostRUN. `⌋()`

**[SWS\_EcuMf\_00103]** `⌈` As a consequence `EcuM_RequestRUN` must not accept any new requests unless the resulting shutdown has been completed. `⌋()`

### 8.4.3.7 `EcuM_SelectShutdownTarget`

**[SWS\_EcuM\_02822]** `⌈`

<b>Service name:</b>	<code>EcuM_SelectShutdownTarget</code>
<b>Syntax:</b>	<code>Std_ReturnType EcuM_SelectShutdownTarget (</code> <code>    EcuM_StateType target,</code> <code>    uint8 mode</code> <code>)</code>
<b>Service ID[hex]:</b>	<code>0x06</code>
<b>Sync/Async:</b>	Synchronous

<b>Reentrancy:</b>	Reentrant	
<b>Parameters (in):</b>	target	The selected shutdown target.
	mode	The identifier of a sleep mode (if target is ECUM_STATE_SLEEP) or a reset mechanism (if target is ECUM_STATE_RESET) as defined by configuration.
<b>Parameters (inout):</b>	None	
<b>Parameters (out):</b>	None	
<b>Return value:</b>	Std_ReturnType	E_OK: The new shutdown target was set E_NOT_OK: The new shutdown target was not set
<b>Description:</b>	EcuM_SelectShutdownTarget selects the shutdown target. EcuM_SelectShutdownTarget is part of the ECU Manager Module port interface.	

⌋()

**[SWS\_EcuM\_00624]** [Parameter mode of the function EcuM\_SelectShutdownTarget: The selected shutdown target. Only the following subset of the EcuM\_StateType value range is accepted:

- ECUM\_STATE\_SLEEP
- ECUM\_STATE\_RESET
- ECUM\_STATE\_OFF

All other values will be rejected. ⌋()

**[SWS\_EcuM\_02185]** [The parameter mode of the function EcuM\_SelectShutdownTarget shall be the identifier of a sleep mode. The mode parameter shall only be used if the target parameter equals ECUM\_STATE\_SLEEP. In all other cases, it shall be ignored. Only sleep modes that are defined at configuration time and are stored in the EcuMSleepMode container are allowed as parameters. ⌋()

**[SWS\_EcuM\_02585]** [An implementation of this service should not initiate any setup activities but only store the value for later use in the SHUTDOWN state. ⌋()

**[SWS\_EcuM\_00228]** [The TTII-algorithm shall set the TTII divisor counter variable with the preload value defined in ECUM\_TTII\_DIVISOR\_LIST.

The service is intended for implementing AUTOSAR ports. ⌋()

Caveat of EcuM\_SelectShutdownTarget: The ECU State Manager Fixed module does not define any mechanism to resolve issues arising from requests from different sources. Always the last set values will be used as shutdown target. It is assumed that there will be one piece of application which is specific to the ECU and handles these kinds of issues.

### 8.4.3.8 EcuM\_GetShutdownTarget

**[SWS\_EcuM\_02824]** [

<b>Service name:</b>	EcuM_GetShutdownTarget
<b>Syntax:</b>	Std_ReturnType EcuM_GetShutdownTarget( EcuM_StateType* shutdownTarget, uint8* sleepMode )

<b>Service ID[hex]:</b>	0x09	
<b>Sync/Async:</b>	Synchronous	
<b>Reentrancy:</b>	Reentrant	
<b>Parameters (in):</b>	None	
<b>Parameters (inout):</b>	None	
<b>Parameters (out):</b>	shutdownTarget	One of these values is returned: • ECUM_STATE_SLEEP • ECUM_STATE_RESET • ECUM_STATE_OFF
	sleepMode	If the out parameter "shutdownTarget" is ECUM_STATE_SLEEP, sleepMode tells which of the configured sleep modes was actually chosen. If "shutdownTarget" is ECUM_STATE_RESET, sleepMode tells which of the configured reset modes was actually chosen.
<b>Return value:</b>	Std_ReturnType	E_OK: The service has succeeded E_NOT_OK: The service has failed, e.g. due to NULL pointer being passed
<b>Description:</b>	EcuM_GetShutdownTarget returns the currently selected shutdown target as set by EcuM_SelectShutdownTarget. EcuM_GetShutdownTarget is part of the ECU Manager Module port interface.	

⌋()

**[SWS\_EcuM\_02788]** [Parameter sleepMode and shutdownTarget of the function EcuM\_GetShutdownTarget: An implementation shall cope with NULL pointers by simply ignoring the out parameter in all cases. ⌋()

#### 8.4.3.9 EcuM\_GetLastShutdownTarget

**[SWS\_EcuM\_02825]** [

<b>Service name:</b>	EcuM_GetLastShutdownTarget	
<b>Syntax:</b>	Std_ReturnType EcuM_GetLastShutdownTarget ( EcuM_StateType* shutdownTarget, uint8* sleepMode )	
<b>Service ID[hex]:</b>	0x08	
<b>Sync/Async:</b>	Synchronous	
<b>Reentrancy:</b>	Reentrant	
<b>Parameters (in):</b>	None	
<b>Parameters (inout):</b>	None	
<b>Parameters (out):</b>	shutdownTarget	One of these values is returned: • ECUM_STATE_SLEEP • ECUM_STATE_RESET • ECUM_STATE_OFF
	sleepMode	If the out parameter "shutdownTarget" is ECUM_STATE_SLEEP, sleepMode tells which of the configured sleep modes was actually chosen. If "shutdownTarget" is ECUM_STATE_RESET, sleepMode tells which of the configured reset modes was actually chosen.
<b>Return value:</b>	Std_ReturnType	E_OK: The service has succeeded E_NOT_OK: The service has failed, e.g. due to NULL pointer being passed
<b>Description:</b>	EcuM_GetLastShutdownTarget returns the shutdown target of the previous	

	shutdown process. EcuM_GetLastShutdownTarget is part of the ECU Manager Module port interface.
--	---------------------------------------------------------------------------------------------------

⌋()

**[SWS\_EcuM\_02336]** [Parameter `sleepMode` of the function `EcuM_GetLastShutdownTarget`: If the return parameter is `ECUM_STATE_SLEEP`, this out parameter tells which of the configured sleep modes was actually chosen. ⌋()

**[SWS\_EcuM\_02337]** [Parameters `sleepMode` and `shutdownTarget` of the function `EcuM_GetLastShutdownTarget`: An implementation shall cope with NULL pointers by simply ignoring the out parameter in all cases. ⌋()

**[SWS\_EcuM\_02156]** [The return value describes the ECU state from which the last wake up or power up occurred. This function shall return always the same value until the next shutdown. ⌋()

**[SWS\_EcuM\_02157]** [This function is intended for primary use in `STARTUP` or `RUN` state. Reasonable use cases exist there. To simplify implementation, it is acceptable if the value is set in late shutdown phase for use during the next startup. If so, implementation specific limitations must be clearly documented. ⌋()

### 8.4.3.10 EcuM\_GetState

**[SWS\_EcuM\_00823]** [

<b>Service name:</b>	EcuM_GetState	
<b>Syntax:</b>	Std_ReturnType EcuM_GetState( EcuM_StateType* state )	
<b>Service ID[hex]:</b>	0x07	
<b>Sync/Async:</b>	Synchronous	
<b>Reentrancy:</b>	Reentrant	
<b>Parameters (in):</b>	None	
<b>Parameters (inout):</b>	None	
<b>Parameters (out):</b>	state	The value of the internal state variable.
<b>Return value:</b>	Std_ReturnType	E_OK: The out parameter was set successfully. E_NOT_OK: The out parameter was not set.
<b>Description:</b>	Gets a state.	

⌋()

**[SWS\_EcuM\_00423]** [The service must be accessible from an OS and an OS-free context as well as from an interrupt context. ⌋()

## 8.4.4 Wake up Handling

### 8.4.4.1 EcuM\_GetPendingWakeupEvents

[SWS\_EcuM\_02827] [

<b>Service name:</b>	EcuM_GetPendingWakeupEvents	
<b>Syntax:</b>	EcuM_WakeupSourceType EcuM_GetPendingWakeupEvents ( void )	
<b>Service ID[hex]:</b>	0x0d	
<b>Sync/Async:</b>	Synchronous	
<b>Reentrancy:</b>	Non-Reentrant, Non-Interruptible	
<b>Parameters (in):</b>	None	
<b>Parameters (inout):</b>	None	
<b>Parameters (out):</b>	None	
<b>Return value:</b>	EcuM_WakeupSourceType	All wakeup events
<b>Description:</b>	Gets pending wakeup events.	

]()

[SWS\_EcuM\_01156] [Return code of the function EcuM\_GetPendingWakeupEvents: Returns wake up events which have been set but not yet validated. ]()

[SWS\_EcuM\_02172] [The service EcuM\_GetPendingWakeupEvents must be callable from interrupt context, from OS context and an OS-free context. ]()

Caveat of EcuM\_GetPendingWakeupEvents: The wake up events returned by this service are only pending

### 8.4.4.2 EcuM\_ClearWakeupEvent

[SWS\_EcuM\_02828] [

<b>Service name:</b>	EcuM_ClearWakeupEvent	
<b>Syntax:</b>	void EcuM_ClearWakeupEvent ( EcuM_WakeupSourceType sources )	
<b>Service ID[hex]:</b>	0x16	
<b>Sync/Async:</b>	Synchronous	
<b>Reentrancy:</b>	Non-Reentrant, Non-Interruptible	
<b>Parameters (in):</b>	sources	Events to be cleared
<b>Parameters (inout):</b>	None	
<b>Parameters (out):</b>	None	
<b>Return value:</b>	None	
<b>Description:</b>	Clears wakeup events.	

]()

**[SWS\_EcuM\_02683]** [EcuM\_ClearWakeupEvent shall clear all wake up events like pending, validated and expired events. ]()

**[SWS\_EcuM\_02807]** [The function must be callable from interrupt context, from OS context and an OS-free context. ]()

### 8.4.4.3 EcuM\_GetValidatedWakeupEvents

**[SWS\_EcuM\_02830]** [

<b>Service name:</b>	EcuM_GetValidatedWakeupEvents	
<b>Syntax:</b>	EcuM_WakeupSourceType EcuM_GetValidatedWakeupEvents ( void )	
<b>Service ID[hex]:</b>	0x15	
<b>Sync/Async:</b>	Synchronous	
<b>Reentrancy:</b>	Non-Reentrant, Non-Interruptible	
<b>Parameters (in):</b>	None	
<b>Parameters (inout):</b>	None	
<b>Parameters (out):</b>	None	
<b>Return value:</b>	EcuM_WakeupSourceType	All wakeup events
<b>Description:</b>	Gets validated wakeup events.	

]()

**[SWS\_EcuM\_02533]** [Return code of EcuM\_GetValidatedWakeupEvents: Returns the value from the internal variable. ]()

**[SWS\_EcuM\_02532]** [The service must be callable from interrupt context, from OS context and an OS-free context. ]()

### 8.4.4.4 EcuM\_GetExpiredWakeupEvents

**[SWS\_EcuM\_02831]** [

<b>Service name:</b>	EcuM_GetExpiredWakeupEvents	
<b>Syntax:</b>	EcuM_WakeupSourceType EcuM_GetExpiredWakeupEvents ( void )	
<b>Service ID[hex]:</b>	0x19	
<b>Sync/Async:</b>	Synchronous	
<b>Reentrancy:</b>	Non-Reentrant, Non-Interruptible	
<b>Parameters (in):</b>	None	
<b>Parameters (inout):</b>	None	
<b>Parameters (out):</b>	None	
<b>Return value:</b>	EcuM_WakeupSourceType	All wakeup events: Returns all events that have been set and for which validation has failed. Events which do not need validation must never be reported by this



		function.
<b>Description:</b>	Gets expired wakeup events.	

⌋()

[SWS\_EcuM\_02589] [The service `EcuM_GetExpiredWakeupEvents` must be callable from interrupt context, from OS context and an OS-free context. ⌋()

#### 8.4.4.5 EcuM\_GetStatusOfWakeupSource

[SWS\_EcuM\_00832] [

<b>Service name:</b>	EcuM_GetStatusOfWakeupSource	
<b>Syntax:</b>	EcuM_WakeupSourceType EcuM_GetStatusOfWakeupSource ( EcuM_WakeupSourceType sources )	
<b>Service ID[hex]:</b>	0x17	
<b>Sync/Async:</b>	Synchronous	
<b>Reentrancy:</b>	Reentrant	
<b>Parameters (in):</b>	sources	The sources for which the status is returned
<b>Parameters (inout):</b>	None	
<b>Parameters (out):</b>	None	
<b>Return value:</b>	EcuM_WakeupSourceType	Sum status of all wakeup sources passed in the in parameter.
<b>Description:</b>	The sum status shall be computed according to the following algorithm: If (EcuM_GetValidatedWakeupEvents() AND sources) is not 0 then return ECUM_WKSTATUS_VALIDATED. If (EcuM_GetPendingWakeupEvents() AND sources) is not 0 then return ECUM_WKSTATUS_PENDING. If (EcuM_GetExpiredWakeupEvents() AND sources) is not 0 then return ECUM_WKSTATUS_EXPIRED. Otherwise, return ECUM_WKSTATUS_NONE.	

⌋()

[SWS\_EcuM\_00754] [When the `EcuM_GetStatusOfWakeupSource` service is called and parameter “sources” equals 0, then this service shall return `ECUM_WKSTATUS_NONE`. If parameter “sources” equals `ECUM_WKSOURCE_ALL_SOURCES`, then this service shall return the sum status of all configured wake up sources. ⌋()

#### 8.4.4.6 EcuM\_StartCheckWakeup

[SWS\_EcuMf\_00040] [

<b>Service name:</b>	EcuM_StartCheckWakeup	
<b>Syntax:</b>	void EcuM_StartCheckWakeup ( EcuM_WakeupSourceType WakeupSource )	
<b>Service ID[hex]:</b>	0x28	
<b>Sync/Async:</b>	Synchronous	



<b>Reentrancy:</b>	Non Reentrant
<b>Parameters (in):</b>	WakeupSource For this wakeup source the corresponding CheckWakeupTimer shall be started.
<b>Parameters (inout):</b>	None
<b>Parameters (out):</b>	None
<b>Return value:</b>	None
<b>Description:</b>	This API is called by the ECU Firmware to start the CheckWakeupTimer for the corresponding WakeupSource. If EcuMCheckWakeupTimeout > 0 the CheckWakeupTimer for the WakeupSource is started. If EcuMCheckWakeupTimeout ≤ 0 the API call is ignored by the EcuM.

⌋()

**[SWS\_EcuMf\_00042]** [The function EcuM\_ StartCheckWakeup must be callable from interrupt context, and from OS context.⌋()

#### 8.4.4.7 EcuM\_ EndCheckWakeup

**[SWS\_EcuMf\_00041]** [

<b>Service name:</b>	EcuM_ EndCheckWakeup
<b>Syntax:</b>	void EcuM_ EndCheckWakeup ( EcuM_ WakeupSourceType WakeupSource )
<b>Service ID[hex]:</b>	0x29
<b>Sync/Async:</b>	Synchronous
<b>Reentrancy:</b>	Non Reentrant
<b>Parameters (in):</b>	WakeupSource For this wakeup source the corresponding CheckWakeupTimer shall be canceled.
<b>Parameters (inout):</b>	None
<b>Parameters (out):</b>	None
<b>Return value:</b>	None
<b>Description:</b>	This API is called by any SW Module whose wakeup source is checked asynchronously (e.g. asynchronous Can Trcv Driver) and the Check of the Wakeup returns a negative Result (no Wakeup by this Source). The API cancels the CheckWakeupTimer for the WakeupSource. If the corresponding CheckWakeupTimer is canceled the check of this wakeup source is finished.

⌋()

**[SWS\_EcuMf\_00043]** [The function EcuM\_ EndCheckWakeup must be callable from interrupt context, and from OS context.⌋()

### 8.4.5 Miscellaneous

#### 8.4.5.1 EcuM\_ SelectBootTarget

**[SWS\_EcuM\_02835]** [

<b>Service name:</b>	EcuM_SelectBootTarget	
<b>Syntax:</b>	Std_ReturnType EcuM_SelectBootTarget( EcuM_BootTargetType target )	
<b>Service ID[hex]:</b>	0x12	
<b>Sync/Async:</b>	Synchronous	
<b>Reentrancy:</b>	Reentrant	
<b>Parameters (in):</b>	target	The selected boot target.
<b>Parameters (inout):</b>	None	
<b>Parameters (out):</b>	None	
<b>Return value:</b>	Std_ReturnType	E_OK: The new boot target was accepted by EcuM E_NOT_OK: The new boot target was not accepted by EcuM
<b>Description:</b>	EcuM_SelectBootTarget selects a boot target. EcuM_SelectBootTarget is part of the ECU Manager Module port interface.	

⌋()

**[SWS\_EcuM\_02247]** [The service must store the selected target in a way which is compatible with the boot loader. This may mean format AND location. The service is intended for implementing AUTOSAR ports. ⌋()

Caveat of the function `EcuM_SelectBootTarget`: This service may be dependent on the available hardware and the boot loader used.

The implementation of this service will not be prescribed by AUTOSAR. The implementer of the service `EcuM_SelectBootTarget` has to ensure to place the boot target information at a safe location, which then shall be evaluated by the boot manager after a reset.

This service is only intended for use by SW-C's related to diagnostics (boot management).

Note: In the definition of `EcuM_BootTargetType` a default boot target is defined. So even in case of `E_NOT_OK`, a valid boot target is defined.

### 8.4.5.2 EcuM\_GetBootTarget

**[SWS\_EcuM\_02836]** [

<b>Service name:</b>	EcuM_GetBootTarget	
<b>Syntax:</b>	Std_ReturnType EcuM_GetBootTarget( EcuM_BootTargetType * target )	
<b>Service ID[hex]:</b>	0x13	
<b>Sync/Async:</b>	Synchronous	
<b>Reentrancy:</b>	Reentrant	
<b>Parameters (in):</b>	None	
<b>Parameters (inout):</b>	None	
<b>Parameters (out):</b>	target	The currently selected boot target.
<b>Return value:</b>	Std_ReturnType	E_OK: The service always succeeds.

<b>Description:</b>	<p>EcuM_GetBootTarget returns the current boot target - see EcuM_SelectBootTarget. EcuM_GetBootTarget is part of the ECU Manager Module port interface.</p>
---------------------	-----------------------------------------------------------------------------------------------------------------------------------------------------------------

⌋()

Since the information of the boot target shall also be evaluated by the boot loader, the service EcuM\_GetBootTarget must be available without the context of the RTE, the OS, or even the C language! If this is not implementable, the implementer has to offer and document another API which then is available for the boot loader.

**[SWS\_EcuMf\_00035]** [Parameter `target` of the function `EcuM_GetBootTarget`: An implementation shall cope with NULL pointers by simply ignoring the out parameter in all cases. ⌋()

Note: In the definition of `EcuM_BootTargetType` a default boot target is defined. So even if `EcuM_SelectBootTarget` was not called beforehand, a valid boot target is defined.

## 8.5 Scheduled Functions

These functions are directly called by Basic Software Scheduler. The following functions shall have no return value and no parameter. All functions shall be non reentrant.

### 8.5.1 EcuM\_MainFunction

**[SWS\_EcuM\_02837]** [

<b>Service name:</b>	EcuM_MainFunction
<b>Syntax:</b>	void EcuM_MainFunction( void )
<b>Service ID[hex]:</b>	0x18
<b>Description:</b>	The purpose of this service is to implement all activities of the ECU State Manager while the OS is up and running.

]()

**[SWS\_EcuM\_00594]** [This service must be called on a periodic basis from an adequate BSW task (i.e. a task under control of the BSW scheduler).

To determine the period, the system designer should consider the following timings:

- The period directly results in a possible latency for testing RUN requests. The largest acceptable reaction time will therefore limit the maximum period for invocation.
- The service will also carry out the wake up validation protocol (see 7.8 Wake-up Validation Protocol). The smallest validation timeout typically should limit the period.
- As a rule of thumb, the period of this service should be in the order of half as long as the shortest time constant mentioned in the topics above.

]()

**[SWS\_EcuM\_00656]** [The service shall not be called from tasks which may invoke runnable entities. ]()

**[SWS\_EcuMf\_00029]** [If the `EcuM_MainFunction` is called without having called `EcuM_Init` in advance (so the `EcuM` is un-initialized) the `EcuM_MainFunction` shall return immediately without performing any functionality and without raising any errors.

]()

## 8.6 Callback Definitions

### 8.6.1 Callbacks from NVRAM Manager

#### 8.6.1.1 EcuM\_CB\_NfyNvMJobEnd

[SWS\_EcuM\_00839] [

<b>Service name:</b>	EcuM_CB_NfyNvMJobEnd	
<b>Syntax:</b>	<pre>void EcuM_CB_NfyNvMJobEnd(     uint8 ServiceId,     NvM_RequestResultType JobResult )</pre>	
<b>Service ID[hex]:</b>	0x65	
<b>Sync/Async:</b>	Synchronous	
<b>Reentrancy:</b>	Reentrant	
<b>Parameters (in):</b>	ServiceId	Unique Service ID of NVRAM manager service.
	JobResult	Covers the job result of the previous processed multi block job.
<b>Parameters (inout):</b>	None	
<b>Parameters (out):</b>	None	
<b>Return value:</b>	None	
<b>Description:</b>	Used to notify about the end of NVRAM jobs initiated by EcuM The callback must be callable from normal and interrupt execution contexts.	

]()

Configuration of EcuM\_CB\_NfyNvMJobEnd: NVRAM manager must be configured to call this callback as a multiple block job end notification. See [12] for details.

### 8.6.2 Callbacks from Wake up Sources

#### 8.6.2.1 EcuM\_CheckWakeup

See 8.7.6.28.7.6.2 EcuM\_CheckWakeupEcuM\_CheckWakeup for a description of the service.

This service is a Callout of the ECU State Manager Fixed module as well as a Callback that wake up sources invoke when they process wake up interrupts.

#### 8.6.2.2 EcuM\_SetWakeupEvent

[SWS\_EcuM\_00826] [

<b>Service name:</b>	EcuM_SetWakeupEvent	
<b>Syntax:</b>	<pre>void EcuM_SetWakeupEvent(     EcuM_WakeupSourceType sources )</pre>	
<b>Service ID[hex]:</b>	0x0c	
<b>Sync/Async:</b>	Synchronous	
<b>Reentrancy:</b>	Non-Reentrant, Non-Interruptible	

<b>Parameters (in):</b>	sources	Value to be set
<b>Parameters (inout):</b>	None	
<b>Parameters (out):</b>	None	
<b>Return value:</b>	None	
<b>Description:</b>	Sets the wakeup event.	

┘()

**[SWS\_EcuM\_01117]** [Takes the value and stores it in an internal variable (OR-operation). ┘()

**[SWS\_EcuM\_02707]** [The service must start the wake up validation timeout timer according to chapter 7.8.4 Wake up validation timeout. ┘()

**[SWS\_EcuM\_02171]** [The function must be callable from interrupt context, from OS context and an OS-free context. ┘()

**[SWS\_EcuMf\_00038]** [If EcuM\_SetWakeupEvent is called for the corresponding wakeup source the corresponding CheckWakeupTimer is cancelled.

┘()

**[SWS\_EcuMf\_00039]** [If the corresponding CheckWakeupTimer expires before EcuM\_EndCheckWakeup or EcuM\_SetWakeupEvent is called, the check of the this wakeup source is finished.

┘()

### 8.6.2.3 EcuM\_ValidateWakeupEvent

**[SWS\_EcuM\_02829]** [

<b>Service name:</b>	EcuM_ValidateWakeupEvent	
<b>Syntax:</b>	void EcuM_ValidateWakeupEvent ( EcuM_WakeupSourceType sources )	
<b>Service ID[hex]:</b>	0x14	
<b>Sync/Async:</b>	Synchronous	
<b>Reentrancy:</b>	Reentrant	
<b>Parameters (in):</b>	sources	Events that have been validated
<b>Parameters (inout):</b>	None	
<b>Parameters (out):</b>	None	
<b>Return value:</b>	None	
<b>Description:</b>	After wakeup, the ECU State Manager will stop the process during the WAKEUP VALIDATION state/sequence to wait for validation of the wakeup event. This API service is used to indicate to the ECU Manager module that the wakeup events indicated in the sources parameter have been validated.	

┘()

**[SWS\_EcuM\_00344]** [The validation shall be valid when ANDing the parameter `events` with the internal variable of pending wake up events results in a value other than null. ]()

**[SWS\_EcuM\_02645]** [The service shall invoke `ComM_EcuM_WakeUpIndication` of the Communication Manager for each wake up event if the `EcuMComMChannelRef` parameter in the `EcuMWakeUpSource` configuration container for the corresponding wake up source is configured. ]()

**[SWS\_EcuM\_02345]** [The function must be callable from interrupt context, from OS context, and an OS-free context. ]()

**[SWS\_EcuM\_02790]** [The service shall return without effect for all sources except communication channels when called while ECU State Manager Fixed module is NOT in one of the states: SHUTDOWN, SLEEP, WAKEUP I, WAKEUP VALIDATION, and STARTUP. ]()

**[SWS\_EcuM\_02791]** [The service shall have full effect in any state other than `ECUM_STATE_APP_RUN` for those sources which correspond to a communication channel (see **SWS\_EcuM\_02645**). ]()

## 8.7 Callout Definitions

Callouts are pieces of code that have to be added to the ECU State Manager Fixed module during ECU integration. The content of most callouts is hand-written code, for some callouts the ECU State Manager Fixed module configuration tool shall generate a default implementation that is manually edited by the integrator. Conceptually, these callouts belong to the ECU State Manager Fixed module .

Since callouts are no services of the ECU State Manager Fixed module they do not have an assigned Service ID.

### 8.7.1 Generic Callouts

#### 8.7.1.1 EcuM\_ErrorHook

[SWS\_EcuM\_02904] [

<b>Service name:</b>	EcuM_ErrorHook	
<b>Syntax:</b>	<pre>void EcuM_ErrorHook(     uint16 reason )</pre>	
<b>Service ID[hex]:</b>	0x00	
<b>Sync/Async:</b>	Synchronous	
<b>Reentrancy:</b>	Non Reentrant	
<b>Parameters (in):</b>	reason	Reason for calling the error hook
<b>Parameters (inout):</b>	None	
<b>Parameters (out):</b>	None	
<b>Return value:</b>	None	
<b>Description:</b>	<p>The ECU State Manager will call the error hook if the error codes "ECUM_E_RAM_CHECK_FAILED" or "ECUM_E_CONFIGURATION_DATA_INCONSISTENT" occur. In this situation it is not possible to continue processing and the ECU must be stopped. The integrator may choose the modality how the ECU is stopped, i.e. reset, halt, restart, safe state etc.</p>	

]()

Invocation of `EcuM_ErrorHook`: in all states

Class of `EcuM_ErrorHook`: Mandatory

`EcuM_ErrorHook` is integration code and the integrator is free to define additional individual error codes to be passed as the `reason` parameter. These error codes shall not conflict with the standard error codes i.e. `E_OK`, `E_NOT_OK`, etc.

### 8.7.2 Callouts from STARTUP

#### 8.7.2.1 EcuM\_AL\_DriverInitZero



**[SWS\_EcuM\_02905] [**

<b>Service name:</b>	EcuM_AL_DriverInitZero
<b>Syntax:</b>	void EcuM_AL_DriverInitZero( void )
<b>Service ID[hex]:</b>	0x00
<b>Sync/Async:</b>	Synchronous
<b>Reentrancy:</b>	Non Reentrant
<b>Parameters (in):</b>	None
<b>Parameters (inout):</b>	None
<b>Parameters (out):</b>	None
<b>Return value:</b>	None
<b>Description:</b>	This callout shall provide driver initialization and other hardware-related startup activities for loading the post-build configuration data. Beware: Here only pre-compile and link-time configurable modules may be used.

⌋()

Invocation of EcuM\_AL\_DriverInitZero: Early in STARTUP I

The ECU State Manager Fixed module configuration tool shall generate a default implementation of the EcuM\_AL\_DriverInitZero callout from the sequence of modules defined in the EcuMDriverInitListZero configuration container. See [SWS EcuM 02559](#) and [SWS EcuM 02730](#).

### 8.7.2.2 EcuM\_DeterminePbConfiguration

**[SWS\_EcuM\_02906] [**

<b>Service name:</b>	EcuM_DeterminePbConfiguration	
<b>Syntax:</b>	EcuM_ConfigType* EcuM_DeterminePbConfiguration( void )	
<b>Service ID[hex]:</b>	0x00	
<b>Sync/Async:</b>	Synchronous	
<b>Reentrancy:</b>	Non Reentrant	
<b>Parameters (in):</b>	None	
<b>Parameters (inout):</b>	None	
<b>Parameters (out):</b>	None	
<b>Return value:</b>	EcuM_ConfigType*	Pointer to the EcuM post-build configuration which contains pointers to all other BSW module post-build configurations.
<b>Description:</b>	This callout should evaluate some condition, like port pin or NVRAM value, to determine which post-build configuration shall be used in the remainder of the startup process. It shall load this configuration data into a piece of memory that is accessible by all BSW modules and shall return a pointer to the EcuM post-build configuration as a base for all BSW module post-build configurations.	

⌋()

Invocation of EcuM\_DeterminePbConfiguration: Early in STARTUP I

Content is manually written.

### 8.7.2.3 EcuM\_AL\_DriverInitOne

[SWS\_EcuM\_02907] [

<b>Service name:</b>	EcuM_AL_DriverInitOne
<b>Syntax:</b>	void EcuM_AL_DriverInitOne( const EcuM_ConfigType* ConfigPtr )
<b>Service ID[hex]:</b>	0x00
<b>Sync/Async:</b>	Synchronous
<b>Reentrancy:</b>	Non Reentrant
<b>Parameters (in):</b>	ConfigPtr Pointer to the EcuM post-build configuration which contains pointers to all other BSW module post-build configurations.
<b>Parameters (inout):</b>	None
<b>Parameters (out):</b>	None
<b>Return value:</b>	None
<b>Description:</b>	This callout shall provide driver initialization and other hardware-related startup activities in case of a power on reset.

]()

Invocation of EcuM\_AL\_DriverInitOne: In STARTUP I

The ECU State Manager Fixed module configuration tool shall generate a default implementation of the EcuM\_AL\_DriverInitOne callout from the sequence of modules defined in the EcuMDriverInitListOne configuration container. See [SWS EcuM 02559](#) and [SWS EcuM 02730](#).

Besides driver initialization, the following initialization sequences should be considered in this block: MCU initialization according to AUTOSAR\_SWS\_Mcu\_Driver chapter 9.1.

### 8.7.2.4 EcuM\_AL\_DriverInitTwo

[SWS\_EcuM\_00908] [

<b>Service name:</b>	EcuM_AL_DriverInitTwo
<b>Syntax:</b>	void EcuM_AL_DriverInitTwo( const EcuM_ConfigType* ConfigPtr )
<b>Service ID[hex]:</b>	0x00
<b>Sync/Async:</b>	Synchronous
<b>Reentrancy:</b>	Non Reentrant
<b>Parameters (in):</b>	ConfigPtr Pointer to the EcuM post-build configuration which contains pointers to all other BSW module post-build configurations.
<b>Parameters (inout):</b>	None
<b>Parameters (out):</b>	None
<b>Return value:</b>	None

<b>Description:</b>	This callout shall provide driver initialization of drivers which need OS and do not need to wait for the NvM_ReadAll job to finish.
---------------------	--------------------------------------------------------------------------------------------------------------------------------------

⌋()

Invocation of EcuM\_AL\_DriverInitTwo: In STARTUP II

The ECU State Manager Fixed module configuration tool shall generate a default implementation of the EcuM\_AL\_DriverInitTwo callout from the sequence of modules defined in the EcuMDriverInitListTwo configuration container. See [SWS EcuM 02559](#) and [SWS EcuM 02730](#).

### 8.7.2.5 EcuM\_AL\_DriverInitThree

[SWS EcuM\_00909] [

<b>Service name:</b>	EcuM_AL_DriverInitThree
<b>Syntax:</b>	void EcuM_AL_DriverInitThree ( const EcuM_ConfigType* ConfigPtr )
<b>Service ID[hex]:</b>	0x00
<b>Sync/Async:</b>	Synchronous
<b>Reentrancy:</b>	Non Reentrant
<b>Parameters (in):</b>	ConfigPtr Pointer to the EcuM post-build configuration which contains pointers to all other BSW module post-build configurations.
<b>Parameters (inout):</b>	None
<b>Parameters (out):</b>	None
<b>Return value:</b>	None
<b>Description:</b>	This callout shall provide driver initialization of drivers which need OS and need to wait for the NvM_ReadAll job to finish.

⌋()

Invocation of EcuM\_AL\_DriverInitThree: In STARTUP II

The ECU State Manager Fixed module configuration tool shall generate a default implementation of the EcuM\_AL\_DriverInitThree callout from the sequence of modules defined in the EcuMDriverInitListThree configuration container. See [SWS EcuM 02559](#) and [SWS EcuM 02730](#).

### 8.7.2.6 EcuM\_OnRTEShutdown

[SWS EcuM\_00910] [

<b>Service name:</b>	EcuM_OnRTEShutdown
<b>Syntax:</b>	void EcuM_OnRTEShutdown ( void )
<b>Service ID[hex]:</b>	0x00
<b>Sync/Async:</b>	Synchronous
<b>Reentrancy:</b>	Non Reentrant

<b>Parameters (in):</b>	None
<b>Parameters (inout):</b>	None
<b>Parameters (out):</b>	None
<b>Return value:</b>	None
<b>Description:</b>	--

⌋()

Invocation of EcuM\_OnRTEStartup: Just before calling RTE\_Start

### 8.7.3 Callouts from RUN State

#### 8.7.3.1 EcuM\_OnEnterRun

[SWS\_EcuM\_00911] [

<b>Service name:</b>	EcuM_OnEnterRun
<b>Syntax:</b>	void EcuM_OnEnterRun( void )
<b>Service ID[hex]:</b>	0x00
<b>Sync/Async:</b>	Synchronous
<b>Reentrancy:</b>	Non Reentrant
<b>Parameters (in):</b>	None
<b>Parameters (inout):</b>	None
<b>Parameters (out):</b>	None
<b>Return value:</b>	None
<b>Description:</b>	On entry of RUN state is very similar to "just after startup". This call allows the system designer to notify that RUN state has been reached.

⌋()

Invocation of EcuM\_OnEnterRun: On entry of RUN state.

#### 8.7.3.2 EcuM\_OnExitRun

[SWS\_EcuM\_00912] [

<b>Service name:</b>	EcuM_OnExitRun
<b>Syntax:</b>	void EcuM_OnExitRun( void )
<b>Service ID[hex]:</b>	0x00
<b>Sync/Async:</b>	Synchronous
<b>Reentrancy:</b>	Non Reentrant
<b>Parameters (in):</b>	None
<b>Parameters (inout):</b>	None
<b>Parameters (out):</b>	None
<b>Return value:</b>	None
<b>Description:</b>	This call allows the system designer to notify that the APP RUN state is about to be left.

┘()

Invocation of `EcuM_OnExitRun`: By ECU State Manager Module upon detection that the last run request has been released.

### 8.7.3.3 EcuM\_OnExitPostRun

[SWS\_EcuM\_00913] [

<b>Service name:</b>	EcuM_OnExitPostRun
<b>Syntax:</b>	<pre>void EcuM_OnExitPostRun(     void )</pre>
<b>Service ID[hex]:</b>	0x00
<b>Sync/Async:</b>	Synchronous
<b>Reentrancy:</b>	Non Reentrant
<b>Parameters (in):</b>	None
<b>Parameters (inout):</b>	None
<b>Parameters (out):</b>	None
<b>Return value:</b>	None
<b>Description:</b>	This call allows the system designer to notify that the APP POST RUN state is about to be left.

┘()

Invocation of `EcuM_OnExitPostRun`: ECU State Manager Module upon detection that the last POST\_RUN request has been released.

## 8.7.4 Callouts from SHUTDOWN

### 8.7.4.1 EcuM\_OnPrepShutdown

[SWS\_EcuM\_00914] [

<b>Service name:</b>	EcuM_OnPrepShutdown
<b>Syntax:</b>	<pre>void EcuM_OnPrepShutdown(     void )</pre>
<b>Service ID[hex]:</b>	0x00
<b>Sync/Async:</b>	Synchronous
<b>Reentrancy:</b>	Non Reentrant
<b>Parameters (in):</b>	None
<b>Parameters (inout):</b>	None
<b>Parameters (out):</b>	None
<b>Return value:</b>	None
<b>Description:</b>	This call allows the system designer to notify that the PREP SHUTDOWN state is about to be entered.

┘()

Invocation of EcuM\_OnPrepShutdown: On entry of PREP SHUTDOWN

### 8.7.4.2 EcuM\_OnGoSleep

[SWS\_EcuM\_00915] [

<b>Service name:</b>	EcuM_OnGoSleep
<b>Syntax:</b>	void EcuM_OnGoSleep( void )
<b>Service ID[hex]:</b>	0x00
<b>Sync/Async:</b>	Synchronous
<b>Reentrancy:</b>	Non Reentrant
<b>Parameters (in):</b>	None
<b>Parameters (inout):</b>	None
<b>Parameters (out):</b>	None
<b>Return value:</b>	None
<b>Description:</b>	This call allows the system designer to notify that the GO SLEEP state is about to be entered.

]()

Invocation of EcuM\_OnGoSleep: On entry of GO SLEEP

### 8.7.4.3 EcuM\_OnGoOffOne

[SWS\_EcuM\_02916] [

<b>Service name:</b>	EcuM_OnGoOffOne
<b>Syntax:</b>	void EcuM_OnGoOffOne( void )
<b>Service ID[hex]:</b>	0x00
<b>Sync/Async:</b>	Synchronous
<b>Reentrancy:</b>	Non Reentrant
<b>Parameters (in):</b>	None
<b>Parameters (inout):</b>	None
<b>Parameters (out):</b>	None
<b>Return value:</b>	None
<b>Description:</b>	This call allows the system designer to notify that the GO OFF I state is about to be entered.

]()

Invocation of EcuM\_OnGoOffOne: On entry of GO OFF I

### 8.7.4.4 EcuM\_OnGoOffTwo

[SWS\_EcuM\_02917] [

<b>Service name:</b>	EcuM_OnGoOffTwo
----------------------	-----------------

<b>Syntax:</b>	<code>void EcuM_OnGoOffTwo(     void )</code>
<b>Service ID[hex]:</b>	0x00
<b>Sync/Async:</b>	Synchronous
<b>Reentrancy:</b>	Non Reentrant
<b>Parameters (in):</b>	None
<b>Parameters (inout):</b>	None
<b>Parameters (out):</b>	None
<b>Return value:</b>	None
<b>Description:</b>	This call allows the system designer to notify that the GO OFF II state is about to be entered.

⌋()

Invocation of EcuM\_OnGoOffTwo: On entry of GO OFF II

### 8.7.4.5 EcuM\_EnableWakeupSources

[SWS\_EcuM\_02918]

<b>Service name:</b>	EcuM_EnableWakeupSources
<b>Syntax:</b>	<code>void EcuM_EnableWakeupSources(     EcuM_WakeupSourceType wakeupSource )</code>
<b>Service ID[hex]:</b>	0x00
<b>Sync/Async:</b>	Synchronous
<b>Reentrancy:</b>	Non Reentrant
<b>Parameters (in):</b>	wakeupSource --
<b>Parameters (inout):</b>	None
<b>Parameters (out):</b>	None
<b>Return value:</b>	None
<b>Description:</b>	The ECU Manager Module calls EcuM_EnableWakeupSource to allow the system designer to notify wakeup sources defined in the wakeupSource bitfield that SLEEP will be entered and to adjust their source accordingly.

⌋()

[SWS\_EcuM\_02546] [The ECU State Manager Fixed module needs to derive the wake up sources to be enabled for the from configuration information. ⌋()

Invocation of EcuM\_EnableWakeupSources: From GOSLEEP II

### 8.7.4.6 EcuM\_GenerateRamHash

[SWS\_EcuM\_02919]

<b>Service name:</b>	EcuM_GenerateRamHash
<b>Syntax:</b>	<code>void EcuM_GenerateRamHash(     void )</code>

<b>Service ID[hex]:</b>	0x00
<b>Sync/Async:</b>	Synchronous
<b>Reentrancy:</b>	Non Reentrant
<b>Parameters (in):</b>	None
<b>Parameters (inout):</b>	None
<b>Parameters (out):</b>	None
<b>Return value:</b>	None
<b>Description:</b>	see EcuM_CheckRamHash

⌋()

### 8.7.4.7 EcuM\_AL\_SwitchOff

[SWS\_EcuM\_02920] [

<b>Service name:</b>	EcuM_AL_SwitchOff
<b>Syntax:</b>	<pre>void EcuM_AL_SwitchOff(     void )</pre>
<b>Service ID[hex]:</b>	0x00
<b>Sync/Async:</b>	Synchronous
<b>Reentrancy:</b>	Non Reentrant
<b>Parameters (in):</b>	None
<b>Parameters (inout):</b>	None
<b>Parameters (out):</b>	None
<b>Return value:</b>	None
<b>Description:</b>	This callout shall take the code for shutting off the power supply of the ECU. If the ECU cannot unpower itself, a reset may be an adequate reaction.

⌋()

Invocation of EcuM\_AL\_SwitchOff: Last activity in SHUTDOWN II

**Note:** In some cases of HW/SW concurrency, it may happen that during the power down in EcuM\_AL\_SwitchOff (endless loop) some hardware (e.g. a CAN transceiver) switches on the ECU again. In this case the ECU may be in a deadlock until the hardware watchdog resets the ECU. To reduce the time until the hardware watchdog fixes this deadlock, the integrator code in EcuM\_AL\_SwitchOff as last action can limit the endless loop and after a sufficient long time reset the ECU using Mcu\_PerformReset().

## 8.7.5 Callouts from WAKEUP

### 8.7.5.1 EcuM\_CheckRamHash

[SWS\_EcuM\_02921] [

<b>Service name:</b>	EcuM_CheckRamHash
<b>Syntax:</b>	<pre>uint8 EcuM_CheckRamHash(     void )</pre>



<b>Service ID[hex]:</b>	0x00	
<b>Sync/Async:</b>	Synchronous	
<b>Reentrancy:</b>	Non Reentrant	
<b>Parameters (in):</b>	None	
<b>Parameters (inout):</b>	None	
<b>Parameters (out):</b>	None	
<b>Return value:</b>	uint8	0: RAM integrity test failed else: RAM integrity test passed
<b>Description:</b>	<p>This callout is intended to provide a RAM integrity test. The goal of this test is to ensure that after a long SLEEP duration, RAM contents is still consistent. The check does not need to be exhaustive since this would consume quite some processing time during wakeups. A well designed check will execute quickly and detect RAM integrity defects with a sufficient probability.</p> <p>This specification does not make any assumption about the algorithm chosen for a particular ECU.</p> <p>The areas of RAM which will be checked have to be chosen carefully. It depends on the check algorithm itself and the task structure. Stack contents of the task executing the RAM check e.g. very likely cannot be checked. It is good practice to have the hash generation and checking in the same task and that this task is not preemptible and that there is only little activity between hash generation and hash check.</p> <p>The RAM check itself is provided by the system designer.</p> <p>In case of applied multi core and existence of Satellite-EcuM(s): this API will be called by the Master-EcuM only.</p>	

⌋()

### 8.7.5.2 EcuM\_DisableWakeupSources

[SWS\_EcuM\_02922] [

<b>Service name:</b>	EcuM_DisableWakeupSources	
<b>Syntax:</b>	<pre>void EcuM_DisableWakeupSources (     EcuM_WakeupSourceType wakeupSource )</pre>	
<b>Service ID[hex]:</b>	0x00	
<b>Sync/Async:</b>	Synchronous	
<b>Reentrancy:</b>	Non Reentrant	
<b>Parameters (in):</b>	wakeupSource	--
<b>Parameters (inout):</b>	None	
<b>Parameters (out):</b>	None	
<b>Return value:</b>	None	
<b>Description:</b>	<p>The ECU Manager Module calls EcuM_DisableWakeupSources to set the wakeup source(s) defined in the wakeupSource bitfield so that they are not able to wake the ECU up.</p>	

⌋()

Invocation of EcuM\_DisableWakeupSources: In WAKEUP I

### 8.7.5.3 EcuM\_AL\_DriverRestart

[SWS\_EcuM\_02923] [

<b>Service name:</b>	EcuM_AL_DriverRestart
<b>Syntax:</b>	<pre>void EcuM_AL_DriverRestart (     const EcuM_ConfigType* ConfigPtr )</pre>
<b>Service ID[hex]:</b>	0x00
<b>Sync/Async:</b>	Synchronous
<b>Reentrancy:</b>	Non Reentrant
<b>Parameters (in):</b>	ConfigPtr   Pointer to the EcuM post-build configuration which contains pointers to all other BSW module post-build configurations.
<b>Parameters (inout):</b>	None
<b>Parameters (out):</b>	None
<b>Return value:</b>	None
<b>Description:</b>	This callout shall provide driver initialization and other hardware-related startup activities in the wakeup case.

⌋()

Invocation of EcuM\_AL\_DriverRestart: In WAKEUP I

The ECU State Manager Fixed module configuration tool shall generate a default implementation of the EcuM\_AL\_DriverRestart callout from the sequence of modules defined in the EcuMDriverRestartList configuration container. See [SWS EcuM\\_02561](#), [SWS EcuM\\_02559](#) and [SWS EcuM\\_02730](#).

### 8.7.5.4 EcuM\_StartWakeupSources

[SWS\_EcuM\_02924] |

<b>Service name:</b>	EcuM_StartWakeupSources
<b>Syntax:</b>	<pre>void EcuM_StartWakeupSources (     EcuM_WakeupSourceType wakeupSource )</pre>
<b>Service ID[hex]:</b>	0x00
<b>Sync/Async:</b>	Synchronous
<b>Reentrancy:</b>	Non Reentrant
<b>Parameters (in):</b>	wakeupSource   --
<b>Parameters (inout):</b>	None
<b>Parameters (out):</b>	None
<b>Return value:</b>	None
<b>Description:</b>	The callout shall start the given wakeup source(s) so that they are ready to perform wakeup validation.

⌋()

Invocation of EcuM\_StartWakeupSources: In WAKEUP VALIDATION

### 8.7.5.5 EcuM\_CheckValidation

[SWS\_EcuM\_02925] |

<b>Service name:</b>	EcuM_CheckValidation
----------------------	----------------------

<b>Syntax:</b>	<code>void EcuM_CheckValidation(     EcuM_WakeupSourceType wakeupSource )</code>
<b>Service ID[hex]:</b>	0x00
<b>Sync/Async:</b>	Synchronous
<b>Reentrancy:</b>	Non Reentrant
<b>Parameters (in):</b>	wakeupSource --
<b>Parameters (inout):</b>	None
<b>Parameters (out):</b>	None
<b>Return value:</b>	None
<b>Description:</b>	This callout is called by the EcuM to validate a wakeup source. If a valid wakeup has been detected, it shall be reported to EcuM via EcuM_ValidateWakeupEvent().

⌋()

Invocation of EcuM\_CheckValidation: In WAKEUP VALIDATION

### 8.7.5.6 EcuM\_StopWakeupSources

[SWS\_EcuM\_02926] [

<b>Service name:</b>	EcuM_StopWakeupSources
<b>Syntax:</b>	<code>void EcuM_StopWakeupSources(     EcuM_WakeupSourceType wakeupSource )</code>
<b>Service ID[hex]:</b>	0x00
<b>Sync/Async:</b>	Synchronous
<b>Reentrancy:</b>	Non Reentrant
<b>Parameters (in):</b>	wakeupSource --
<b>Parameters (inout):</b>	None
<b>Parameters (out):</b>	None
<b>Return value:</b>	None
<b>Description:</b>	The callout shall stop the given wakeup source(s) after unsuccessful wakeup validation.

⌋()

Invocation of EcuM\_StopWakeupSources: In WAKEUP VALIDATION

### 8.7.5.7 EcuM\_OnWakeupReaction

[SWS\_EcuM\_00927] [

<b>Service name:</b>	EcuM_OnWakeupReaction
<b>Syntax:</b>	<code>EcuM_WakeupReactionType EcuM_OnWakeupReaction(     EcuM_WakeupReactionType wact )</code>
<b>Service ID[hex]:</b>	0x00
<b>Sync/Async:</b>	Synchronous
<b>Reentrancy:</b>	Non Reentrant

<b>Parameters (in):</b>	wact	The wakeup reaction computed by ECU State Manager
<b>Parameters (inout):</b>	None	
<b>Parameters (out):</b>	None	
<b>Return value:</b>	EcuM_WakeupReactionType	All values: The desired wakeup reaction.
<b>Description:</b>	This callout gives the system designer the chance to intercept the automatic boot behavior and to override the wakeup reaction computed from wakeup source.	

┘()

Invocation of `EcuM_OnWakeupReaction`: In WAKEUP REACTION after default computation of wake up reaction.

## 8.7.6 Callouts from SLEEP State

### 8.7.6.1 EcuM\_SleepActivity

[SWS\_EcuM\_02928] [

<b>Service name:</b>	EcuM_SleepActivity
<b>Syntax:</b>	<pre>void EcuM_SleepActivity(     void )</pre>
<b>Service ID[hex]:</b>	0x00
<b>Sync/Async:</b>	Synchronous
<b>Reentrancy:</b>	Non Reentrant
<b>Parameters (in):</b>	None
<b>Parameters (inout):</b>	None
<b>Parameters (out):</b>	None
<b>Return value:</b>	None
<b>Description:</b>	This callout is invoked periodically in all reduced clock sleep modes. It is explicitly allowed to poll wakeup sources from this callout and to call wakeup notification functions to indicate the end of the sleep state to the ECU State Manager.

┘()

Invocation of `EcuM_SleepActivity`: Periodically in SLEEP state if the MCU is not halted (i.e. clock is reduced)

Note: If called from the poll sequence the EcuM calls this callout functions in a blocking loop at maximum frequency. The callout implementation must ensure by other means if callout code shall be executed with a lower period. The integrator may choose any method to control this, e.g. with the help of OS counters, OS alarms, or Gpt timers.

### 8.7.6.2 EcuM\_CheckWakeup

[SWS\_EcuM\_02929] [

<b>Service name:</b>	EcuM_CheckWakeup	
<b>Syntax:</b>	<pre>void EcuM_CheckWakeup (     EcuM_WakeupSourceType wakeupSource )</pre>	
<b>Service ID[hex]:</b>	0x00	
<b>Sync/Async:</b>	Synchronous	
<b>Reentrancy:</b>	Non Reentrant	
<b>Parameters (in):</b>	wakeupSource	--
<b>Parameters (inout):</b>	None	
<b>Parameters (out):</b>	None	
<b>Return value:</b>	None	
<b>Description:</b>	This callout is called by the EcuM to poll a wakeup source. It shall also be called by the ISR of a wakeup source to set up the PLL and check other wakeup sources that may be connected to the same interrupt.	

⌋()

Invocation of `EcuM_CheckWakeup`: Periodically in SLEEP state if the MCU is not halted, or when handling a wake up interrupt

Note: If called from the poll sequence the EcuM calls this callout functions in a blocking loop at maximum frequency. The callout implementation must ensure by other means if callout code shall be executed with a lower period. The integrator may choose any method to control this, e.g. with the help of OS counters, OS alarms, or Gpt timers.

## 8.8 Expected Interfaces

In this chapter all interfaces required from other modules are listed.

### 8.8.1 Mandatory Interfaces

This chapter defines all interfaces which are required to fulfill the core functionality of the module.

#### [SWS\_EcuM\_02858] [

<i>API function</i>	<i>Description</i>
BswM_Deinit	Deinitializes the BSW Mode Manager.
BswM_EcuM_CurrentState	Function called by EcuM to indicate the current ECU Operation Mode.
BswM_EcuM_CurrentWakeup	Function called by EcuM to indicate the current state of a wakeup source.
BswM_Init	Initializes the BSW Mode Manager.
CanSM_StartWakeupSource	This function shall be called by EcuM when a wakeup source shall be started.
CanSM_StopWakeupSource	This function shall be called by EcuM when a wakeup source shall be stopped.
ComM_CommunicationAllowed	EcuM or BswM shall indicate to ComM when communication is allowed. If EcuM/Fixed is used: EcuM/Fixed. If EcuM/Flex is used: BswM
ComM_DeInit	This API de-initializes the AUTOSAR Communication Manager.
ComM_EcuM_WakeUpIndication	Notification of a wake up on the corresponding channel.
ComM_GetState	Return current state, including sub-state, of the ComM channel state machine.  Usage of function only valid if EcuM/Fixed is used: To leave RUN: state/sub-state need to be COMM_NO_COM_NO_PENDING_REQUEST (No communication and no pending request to start communication) In POST RUN to return to RUN: state/sub-state need to be in COMM_NO_COM_REQUEST_PENDING (No communication, but a pending request to start communication)  If EcuM/Flex and BswM is used, BswM instead use received mode indications from ComM (BswM_ComM_RequestedMode(..)).
ComM_Init	Initializes the AUTOSAR Communication Manager and restarts the internal state machines.
Dem_Init	Initializes or reinitializes this module.
Dem_PreInit	Initializes the internal states necessary to process events reported by BSW-modules.
Dem_ReportErrorStatus	Queues the reported events from the BSW modules (API is only used by BSW modules). The interface has an asynchronous behavior, because the processing of the event is done within the Dem main function. OBD Events Suppression shall be ignored for this computation.
Dem_Shutdown	Shuts down this module.
DisableAllInterrupts	--

EnableAllInterrupts	--
GetResource	--
Mcu_GetResetReason	The service reads the reset type from the hardware, if supported.
Mcu_Init	This service initializes the MCU driver.
Mcu_PerformReset	The service performs a microcontroller reset.
Mcu_SetMode	This service activates the MCU power modes.
ReleaseResource	--
Rte_Start	Initialize the RTE itself.
Rte_Stop	Finalize the RTE itself.
Rte_Switch_currentMode_currentMode	--
SchM_Init	Initialize the Basic Software Scheduler part of the RTE.
ShutdownOS	--
StartOS	--

**Table 6 - Mandatory interfaces**

⌋()

Remark: The OS service `GetResource` needs a resource name. Therefore the ECU State Manager Fixed module has to define one OS resource name. The name of this OS resource is up to the implementation of the ECU State Manager, nevertheless this document assumes the name “`RES_AUTOSAR_ECUM`”, which will be used in all figures in this document.

### 8.8.2 Optional Interfaces

This chapter defines all interfaces which are required to fulfill an optional functionality of the module.

**[SWS\_EcuM\_02859] [**

<b>API function</b>	<b>Description</b>
<code>Adc_Init</code>	Initializes the ADC hardware units and driver.
<code>CanIf_Init</code>	This service initializes internal and external interfaces of the CAN Interface for the further processing.
<code>CanNm_Init</code>	Initialize the CanNm module.
<code>CanSM_Init</code>	This service initializes the CanSM module
<code>CanTp_Init</code>	This function initializes the CanTp module.
<code>CanTrcv_Init</code>	Initializes the CanTrcv module.
<code>Can_Init</code>	This function initializes the module.
<code>Com_Init</code>	This service initializes internal and external interfaces and variables of the AUTOSAR COM module layer for the further processing. After calling this function the inter-ECU communication is still disabled.
<code>Dcm_Init</code>	Service for basic initialization of DCM module.
<code>Det_Init</code>	Service to initialize the Development Error Tracer.
<code>Det_ReportError</code>	Service to report development errors.
<code>Det_Start</code>	Service to initialize the Development Error Tracer.
<code>Dio_Init</code>	Initializes the module.
<code>Dlt_Init</code>	Dlt is using the NVRamManager and is to be initialized very late in the ECU startup phase. The <code>Dlt_Init()</code> function should be called after the NVRamManager

	is initialed."
Ea_Init	Initializes the EEPROM abstraction module.
Eep_Init	Service for EEPROM initialization.
EthIf_Init	Initializes the Ethernet Interface
EthTrcv_Init	Initializes the Ethernet Transceiver Driver
Eth_Init	Initializes the Ethernet Driver
Fee_Init	Service to initialize the FEE module.
FiM_Init	This service initializes the FIM.
Fls_Init	Initializes the Flash Driver.
FrArTp_Init	This service initializes all global variables of the FlexRay AUTOSAR Transport Layer and sets all states to idle.
FrIf_Init	Initializes the FlexRay Interface.
FrNm_Init	Initializes the FlexRay NM and its internal state machine.
FrSM_Init	Initializes the FlexRay State Manager.
FrTp_Init	This service initializes all global variables of a FlexRay Transport Layer instance and set it in the idle state. It has no return value because software errors in initialisation data shall be detected during configuration time (e.g. by configuration tool).
Fr_Init	Initializes the Fr.
Gpt_Init	Initializes the GPT driver.
Icu_Init	This function initializes the driver.
IoHwAb_Init<Init_Id>	Initializes either all the IO Hardware Abstraction software or is a part of the IO Hardware Abstraction.
IpduM_Init	Initializes the I-PDU Multiplexer.
J1939Tp_Init	This function initializes the J1939Tp module.
LinIf_Init	Initializes the LIN Interface.
LinSM_Init	This function initializes the LinSM.
LinTp_Init	Initializes the LIN Transport Layer.
Lin_Init	Initializes the LIN module.
Nm_Init	Initializes the NM Interface.
NvM_CancelWriteAll	Service to cancel a running NvM_WriteAll request.
NvM_Init	Service for resetting all internal variables.
NvM_ReadAll	Initiates a multi block read request.
NvM_WriteAll	Initiates a multi block write request.
Ocu_Init	Service for OCU initialization.
PduR_Init	Initializes the PDU Router
Port_Init	Initializes the Port Driver module.
Pwm_Init	Service for PWM initialization.
SchM_Enter_EcuM	--
SchM_Exit_EcuM	--
SoAd_Init	<p>Description:</p> <p>This service initializes all global variables of a Socket Adaptor instance and puts it into the idle state. It has no return value because software errors in initialization data shall be detected during configuration time (e.g. by configuration tool). Furthermore, if a hardware error occurs it shall be reported via the error manager modules.</p> <p>Caveats:</p> <p>The call of this service is mandatory before using the SoAd instance for further processing.</p> <p>The API has to be called during initialization.</p>
Spi_Init	Service for SPI initialization.
UdpNm_Init	<p>Initialize the complete UdpNm module, i.e. all channels which are activated at configuration time are initialized.</p> <p>A UDP socket shall be set up with the TCP/IP stack.</p>



	<p>Caveats: This function has to be called after initialization of the TCP/IP stack.</p> <p>Configuration: Mandatory</p>
WdgM_Delnit	De-initializes the Watchdog Manager.
WdgM_Init	Initializes the Watchdog Manager.
Wdg_Init	Initializes the module.
Xcp_Init	This service initializes interfaces and variables of the AUTOSAR XCP layer.

**Table 7 - Optional Interfaces**

⌋()

### 8.8.3 Configurable interfaces

There are no configurable interfaces.

## 9 Sequence Charts

### 9.1 State Sequences

Sequence charts showing the behavior of the ECU State Manager Fixed module in various states are contained in the flow of the specification text. The following list shows all sequence charts presented in this specification.

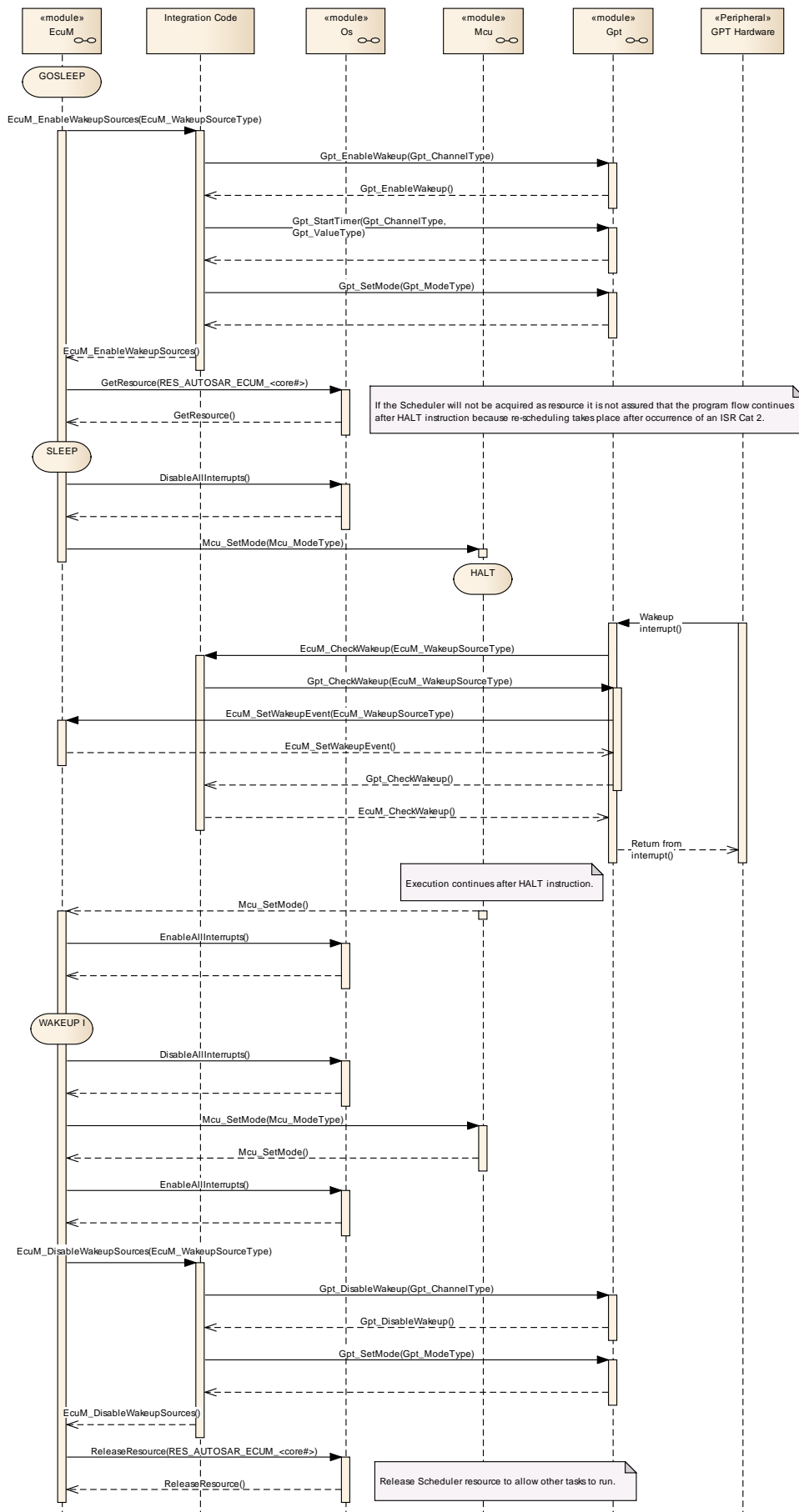
- Figure 4 – Startup Sequence (high level diagram)
- Figure 5 – Init Sequence I (STARTUP I)
- Figure 6 – Init Sequence II (STARTUP II)
- Figure 8 – RUN State Sequence (high level diagram)
- Figure 9 – RUN II State Sequence
- Figure 10 – RUN III State Sequence
- Figure 12 – Shutdown Sequence (high level diagram)
- Figure 13 – Deinitialization Sequence I (PREP SHUTDOWN)
- Figure 14 – Deinitialization Sequence IIa (GOSLEEP)
- Figure 15 – Deinitialization Sequence IIb (GO OFF I)
- Figure 16 – Deinitialization Sequence III (GO OFF II)
- Figure 17 – Sleep Sequence (high level diagram)
- Figure 18 – Sleep Sequence I
- Figure 19 – Sleep Sequence II
- Figure 20 – Wake-up Sequence (high level diagram)
- Figure 22 – Wake-up Sequence I
- Figure 23 – Wake-up Validation Sequence
- Figure 25 – Wake-up Sequence II

## 9.2 Wake-up Sequences

The Wake-up Sequences show how a number of modules cooperate to put the ECU into a sleep state to be able to wake up and startup the ECU when a wake up event has occurred.

### 9.2.1 GPT Wake-up Sequences

The General Purpose Timer (GPT) is one of the possible wake up sources. Usually the GPT is started before the ECU is put to sleep and the hardware timer causes an interrupt when it expires. The interrupt wakes the microcontroller, and executes the interrupt handler in the GPT module. It informs the ECU State Manager Fixed module that a GPT wake up has occurred. In order to distinguish different GPT channels that caused the wake up, the integrator can assign a different wake up source identifier to each GPT channel. Figure 31 shows the corresponding sequence of calls.



**Figure 31 – GPT wake up by interrupt**

If the GPT hardware is capable of latching timer overruns, it is also possible to poll the GPT for wake-ups as shown in Figure 32.

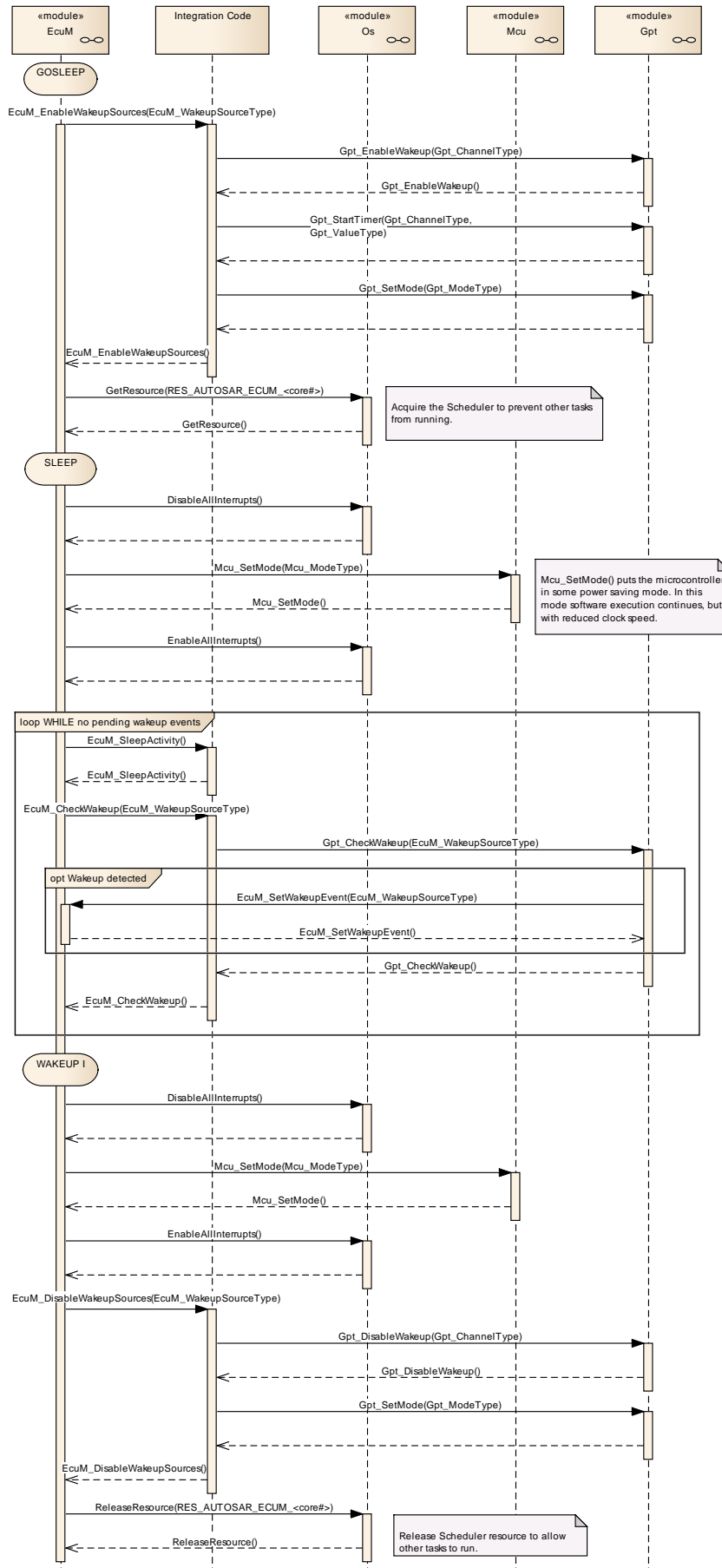


Figure 32 – GPT wake up by polling

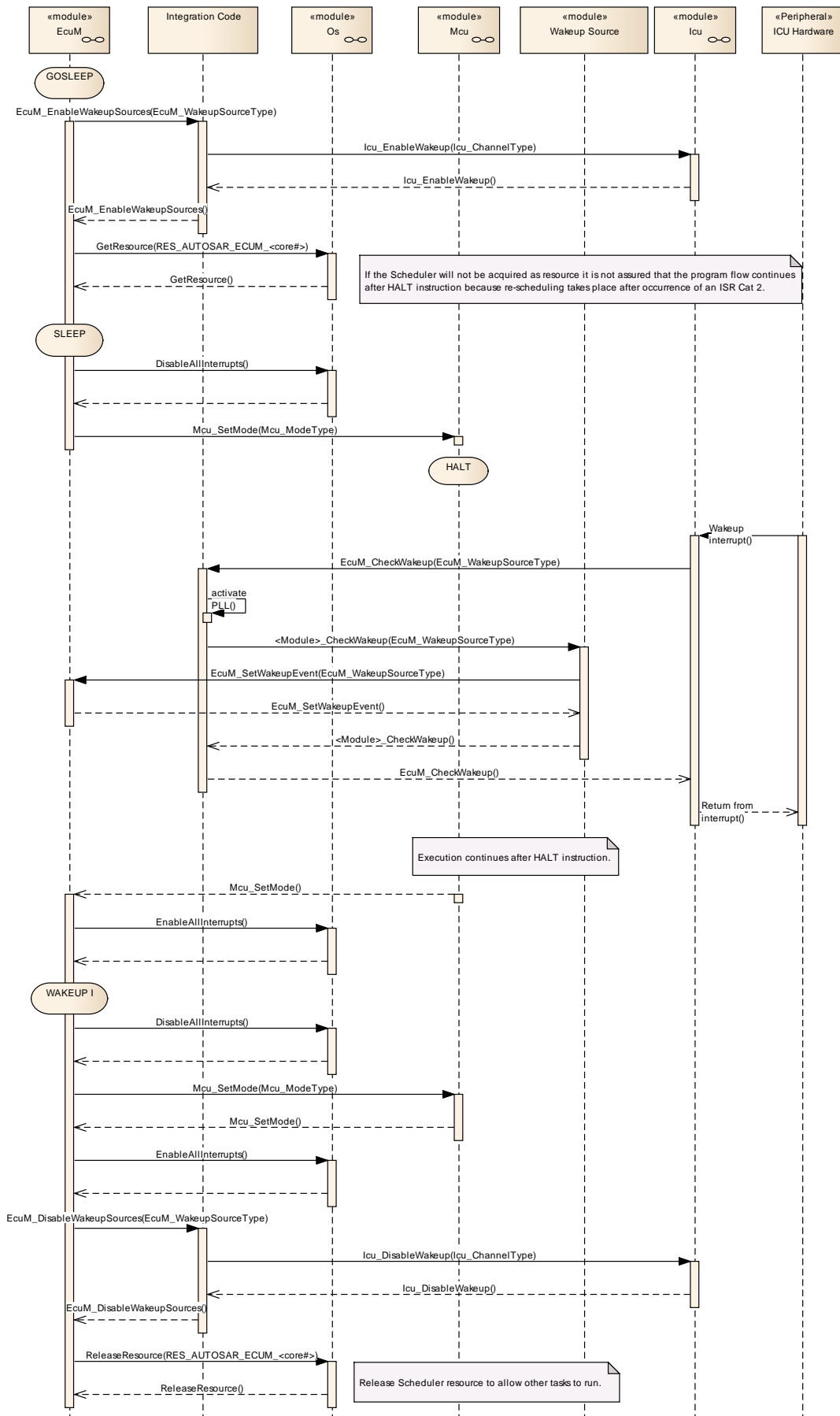
### 9.2.2 ICU Wake-up Sequences

The Input Capture Unit (ICU) is another wake up source. In contrast to GPT, the ICU driver is not itself the wake up source. It is just the module that processes the wake up interrupt. Therefore, only the driver of the wake up source can tell if it was responsible for that wake up. This makes it necessary for `EcuM_CheckWakeup` to ask the module that is the actual wake up source. In order to know which module to ask, the ICU has to pass the identifier of the wake up source to `EcuM_CheckWakeup`.

For shared interrupts the Integration code may have to check multiple wake up sources within `EcuM_CheckWakeup`. To this end, the ICU has to pass the identifiers of all wake up sources that may have caused this interrupt to `EcuM_CheckWakeup`. Note that, `EcuM_WakeupSourceType` contains one bit for each wake up source, so that multiple wake up sources can be passed in one call.

Figure 33 shows the resulting sequence of calls.

Since the ICU is only responsible for processing the wake up interrupt, polling the ICU is not sensible. For polling the wake up sources have to be checked directly as shown in Figure 19 – Sleep Sequence II.





**Figure 33 – ICU wake up by interrupt**

### 9.2.3 CAN Wake-up Sequences

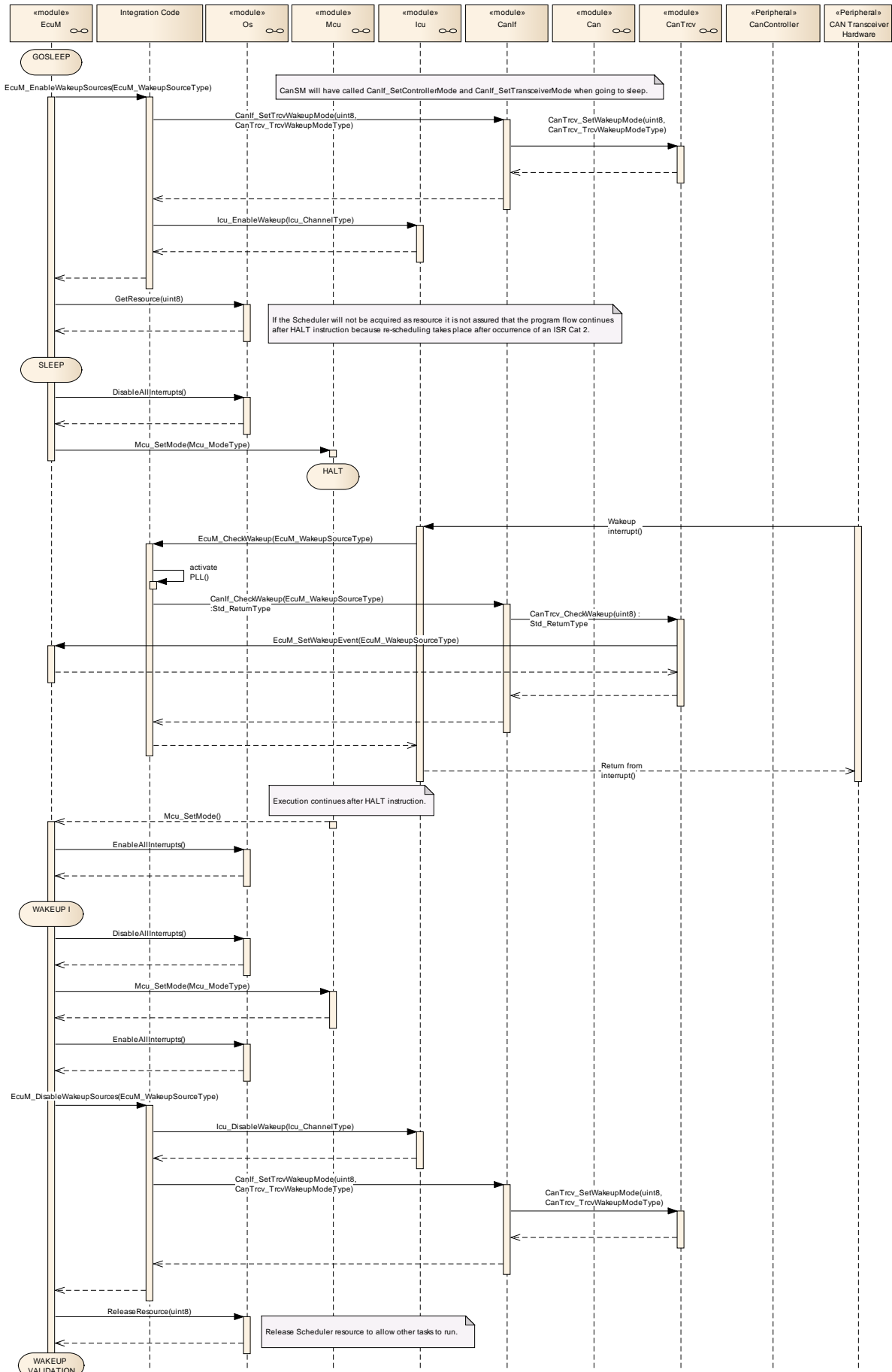
On CAN a wake up can be detected by the transceiver or the communication controller using either an interrupt or polling. Wake up source identifiers should be shared between transceiver and controller as the ECU State Manager Fixed module only needs to know the network that has woken up and passes that on to the Communication Manager module.

In interrupt case or in shared interrupt case it is not clear which specific wake up source (CAN controller, CAN transceiver, LIN controller etc.) detected the wake up. Therefore the integrator has to assign the derived wakeupSource of EcuM\_CheckWakeup(wakeupSource), which could stand for a shared interrupt or just for a interrupt channel, to specific wake up sources which are passed to CanIf\_CheckWakeup(WakeupSource). So here the parameters wakeupSource from EcuM\_CheckWakeup() could be different to WakeupSource of CanIf\_CheckWakeup or they could equal. It depends on the hardware topology and the implementation in the integrator code of EcuM\_CheckWakeup().

During CanIf\_CheckWakeup(WakeupSource) the CAN Interface module (CanIf) will check if any device (CAN communication controller or transceiver) is configured with the value of "WakeupSource". If this is the case, the device is checked for wake up via the corresponding device driver module. If the device detected a wake up, the device driver informs EcuM via EcuM\_SetWakeupEvent(sources). The parameter "sources" is set to the configured value at the device. Thus it is set to the value CanIf\_CheckWakeup() was called with.

Multiple devices might be configured with the same wake up source value. But if devices are connected to different bus medium and they are wake-able, it makes sense to configure them with different wake up sources.

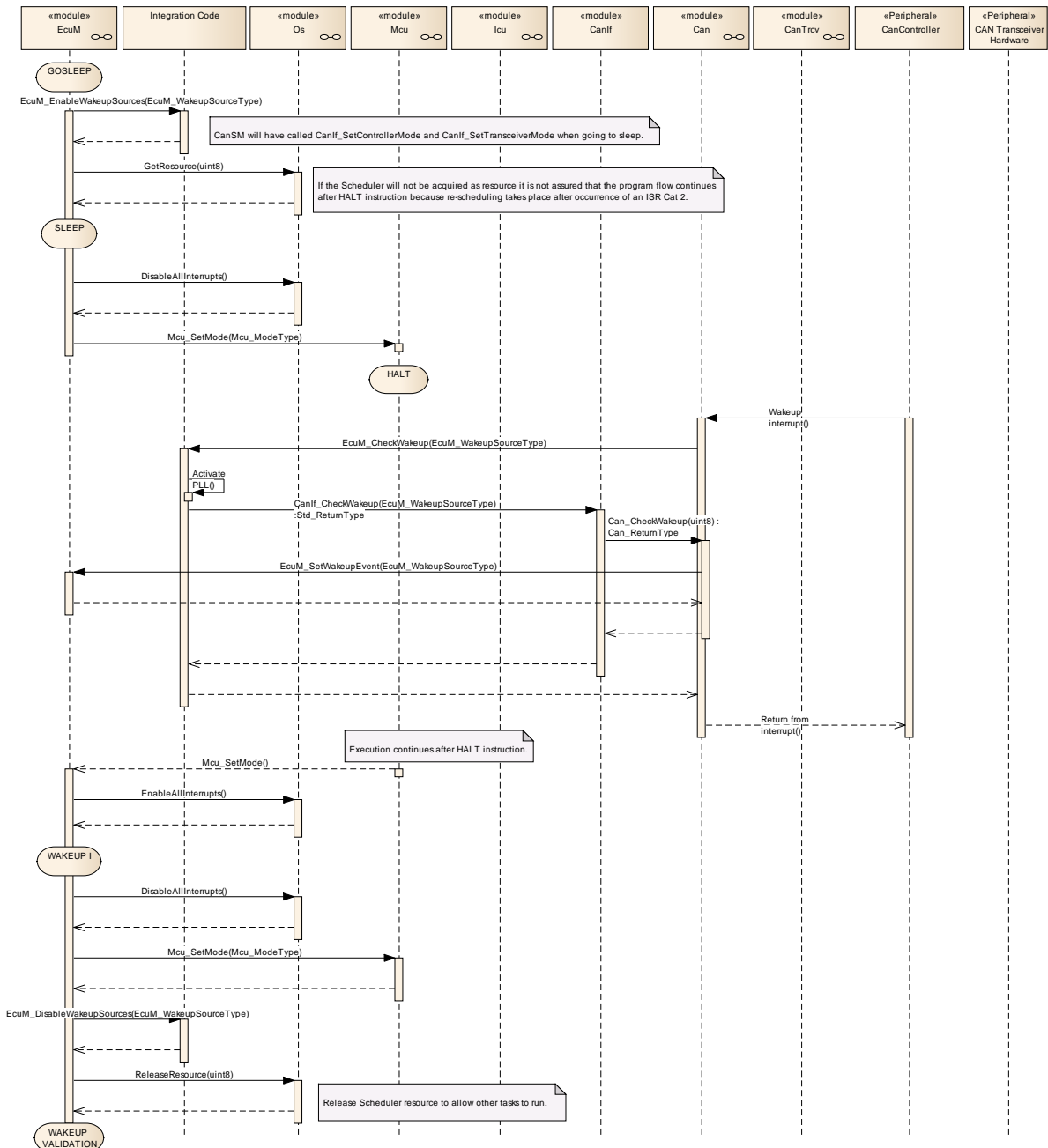
The following CAN Wake-up Sequences are partly optional, because there is no specification for the "Integration Code". Thus it is implementation specific if e.g. during EcuM\_CheckWakeup() the CanIf is called to check the wake up source.



**Figure 34 – CAN transceiver wake up by interrupt**

Figure 34 shows the CAN transceiver wake up via interrupt. The interrupt is usually handled by the ICU Driver as described in Chapter 9.2.2.

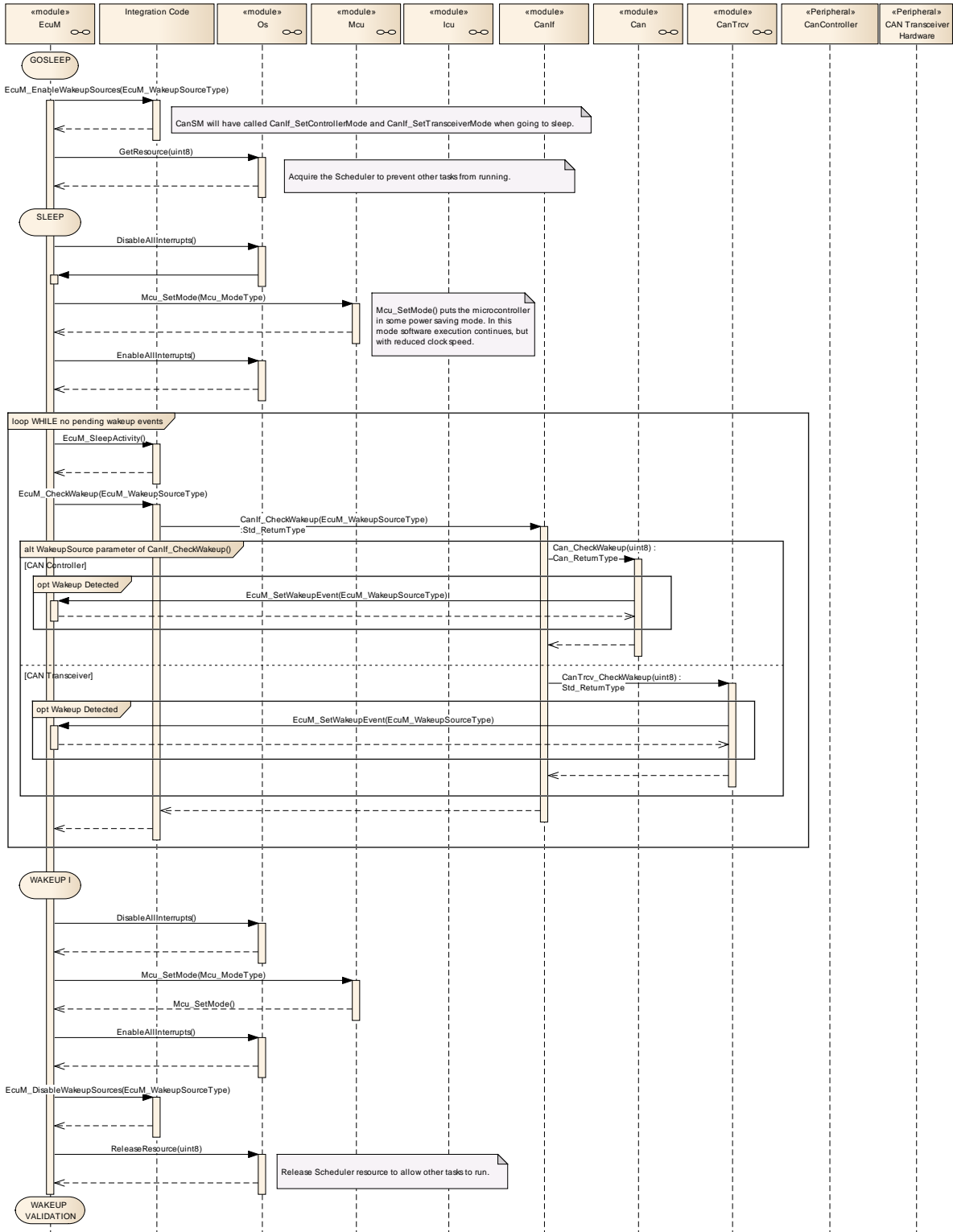
A CAN controller wake up by interrupt works similar to the GPT wake up. Here the interrupt handler and the CheckWakeup functionality are both encapsulated in the CAN Driver module, as shown in Figure 35.



**Figure 35 – CAN controller wake up by interrupt**

Wake up by polling is possible both for CAN transceiver and CAN controller. The ECU State Manager Fixed module will regularly check the CAN Interface module,

which in turn asks either the CAN Driver module or the CAN Transceiver Driver module depending on the wake up source parameter passed to the CAN Interface module, as shown in Figure 36.



**Figure 36 – CAN controller or transceiver wake up by polling**

After the detection of a wake up event from the CAN transceiver or CAN controller by either interrupt or polling, the wake up event can be validated. This is done by switching on the corresponding CAN transceiver and CAN controller in `EcuM_StartWakeupSources`. It depends on the used CAN transceivers and controllers, which function calls in Integrator Code `EcuM_StartWakeupSource` are necessary. In Figure 37 e.g. the needed function calls to start and stop the wake up sources from CAN state manager module are mentioned.

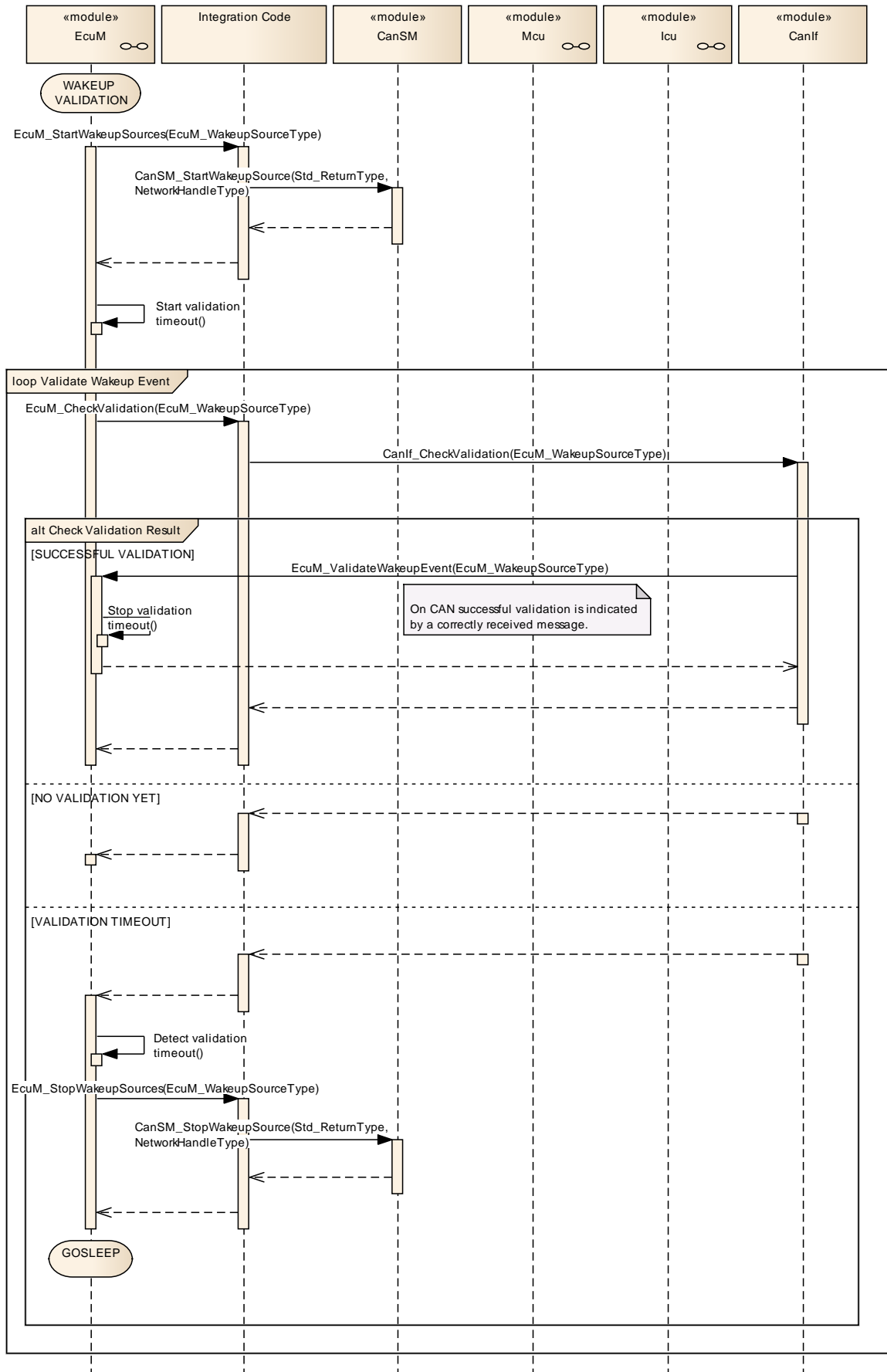
Note that, although controller and transceiver are switched on, no CAN message will be forwarded by the CAN Interface module to any upper layer module.

Only when the corresponding PDU channel modes of the CAN Interface module are set to "Online", it will forward CAN messages.

The CAN Interface module recognizes the successful reception of at least one message and records it as a successful validation. During validation the ECU State Manager Fixed module regularly checks the CAN Interface module in Integrator Code `EcuM_CheckValidation`.

The ECU State Manager Fixed module will, after successful validation, continue the normal startup of the CAN network via the Communication Manager module.

Otherwise, it will shutdown the CAN controller and CAN transceiver in `EcuM_StopWakeupSources` and go back to sleep. The resulting sequence is shown in Figure 37.

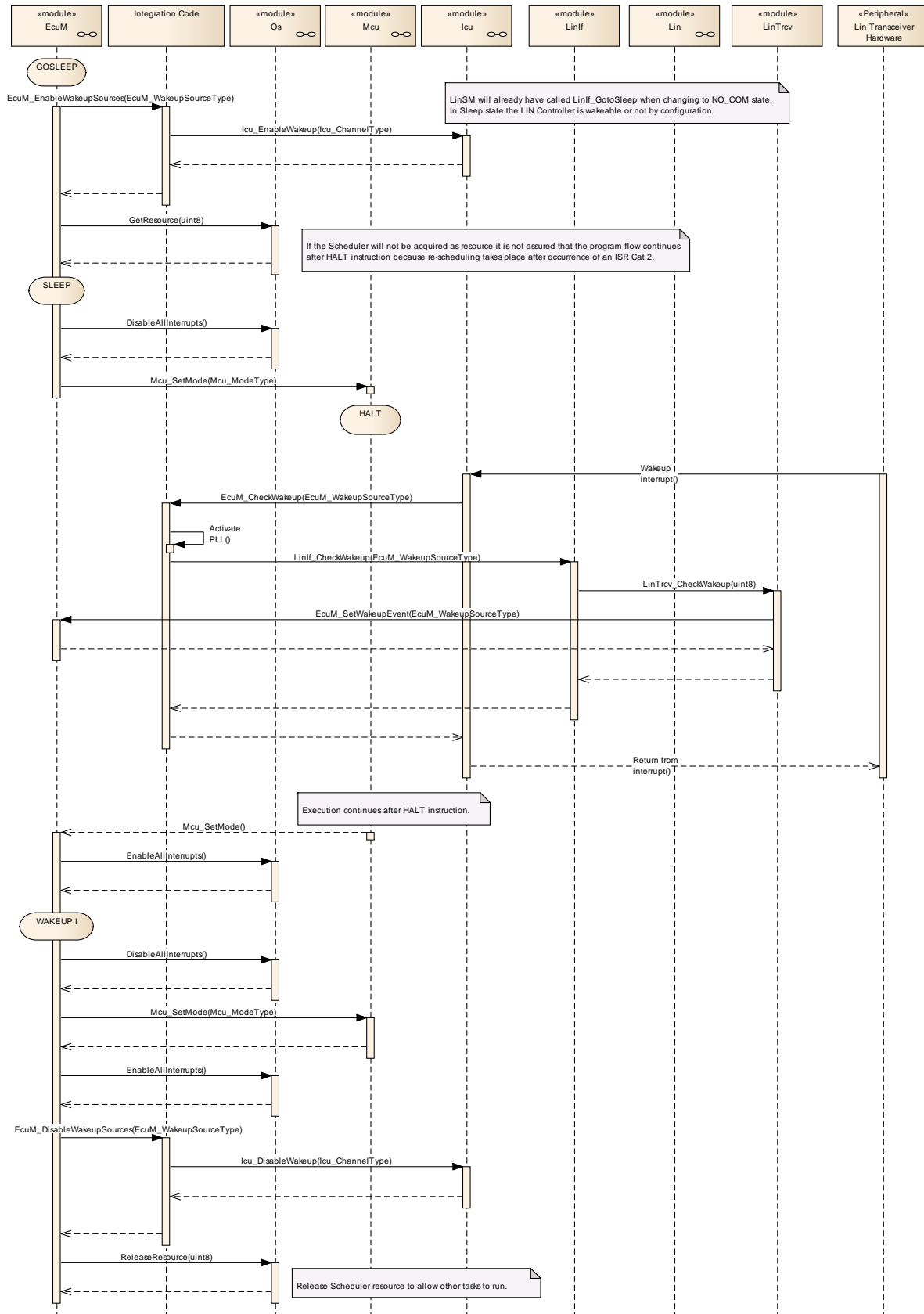


**Figure 37 – CAN wake up validation**



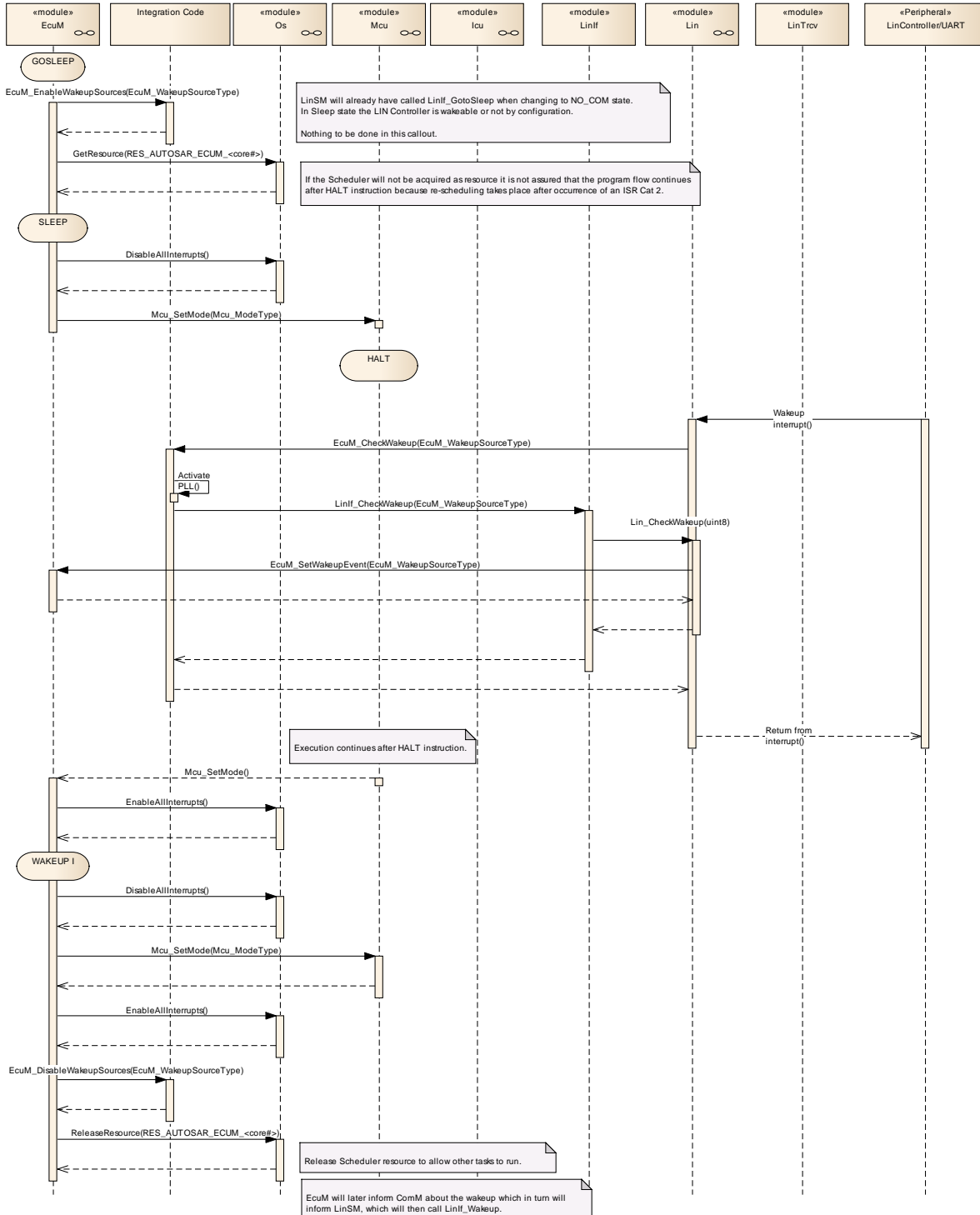
#### **9.2.4 LIN Wake-up Sequences**

Figure 38 shows the LIN transceiver wake up via interrupt. The interrupt is usually handled by the ICU Driver as described in Chapter 9.2.2.



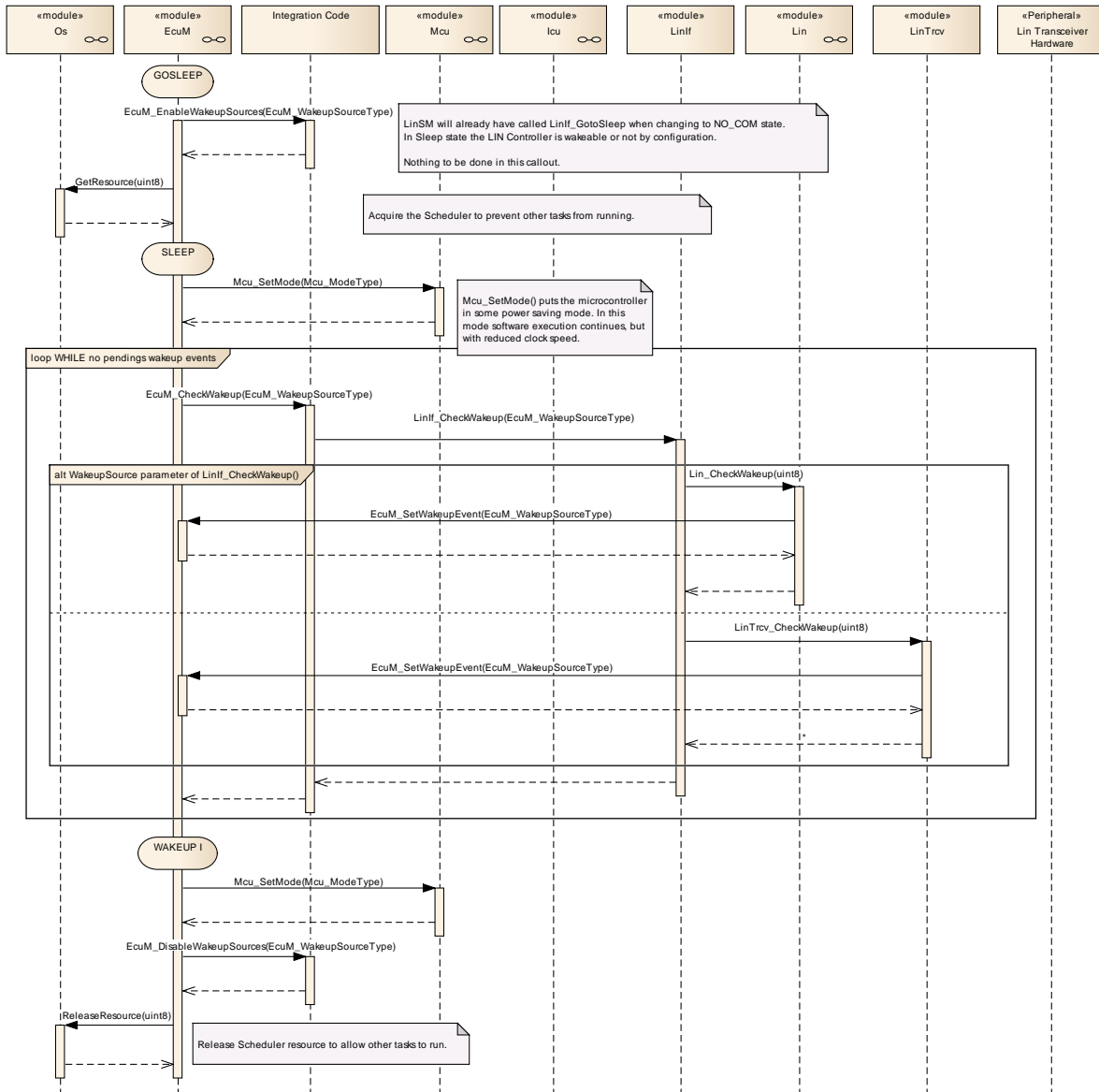
**Figure 38 – LIN transceiver wake up by interrupt**

As shown in Figure 39, the LIN controller wake up by interrupt works similar to the CAN controller wake up by interrupt. In both cases the Driver module encapsulates the interrupt handler.



**Figure 39 – LIN Controller wake up by Interrupt**

Wake up by polling is possible for LIN transceiver and LIN controller. The ECU State Manager Fixed module will regularly check the LIN Interface module, which in turn asks either the LIN Driver module or the LIN Transceiver Driver module, as shown in Figure 40.



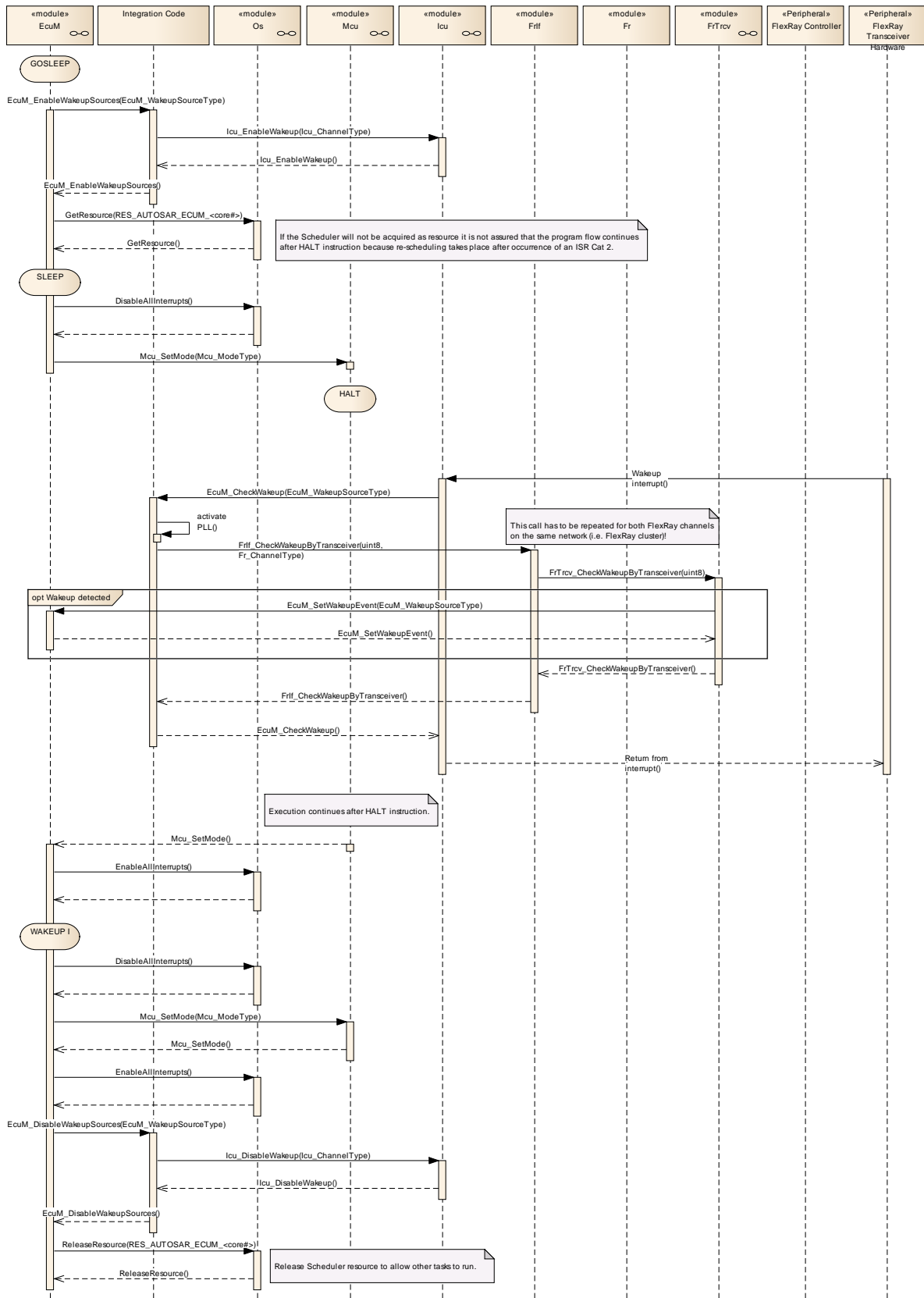
**Figure 40 – LIN controller or transceiver wake up by polling**

Note that LIN does not require wake up validation.

### 9.2.5 FlexRay Wake-up Sequences

For FlexRay a wake up is only possible via the FlexRay transceivers. There are two transceivers for the two different channels in a FlexRay cluster. They are treated as belonging to one network and thus, there should be only one wake up source identifier configured for both channels.

Figure 41 shows the FlexRay transceiver wake up via interrupt. The interrupt is usually handled by the ICU Driver module as described in Chapter 9.2.2.



**Figure 41 – FlexRay transceiver wake up by interrupt**

Note that in EcuM\_CheckWakeup there need to be two separate calls to FrIf\_CheckWakeupByTransceiver, one for each FlexRay channel.

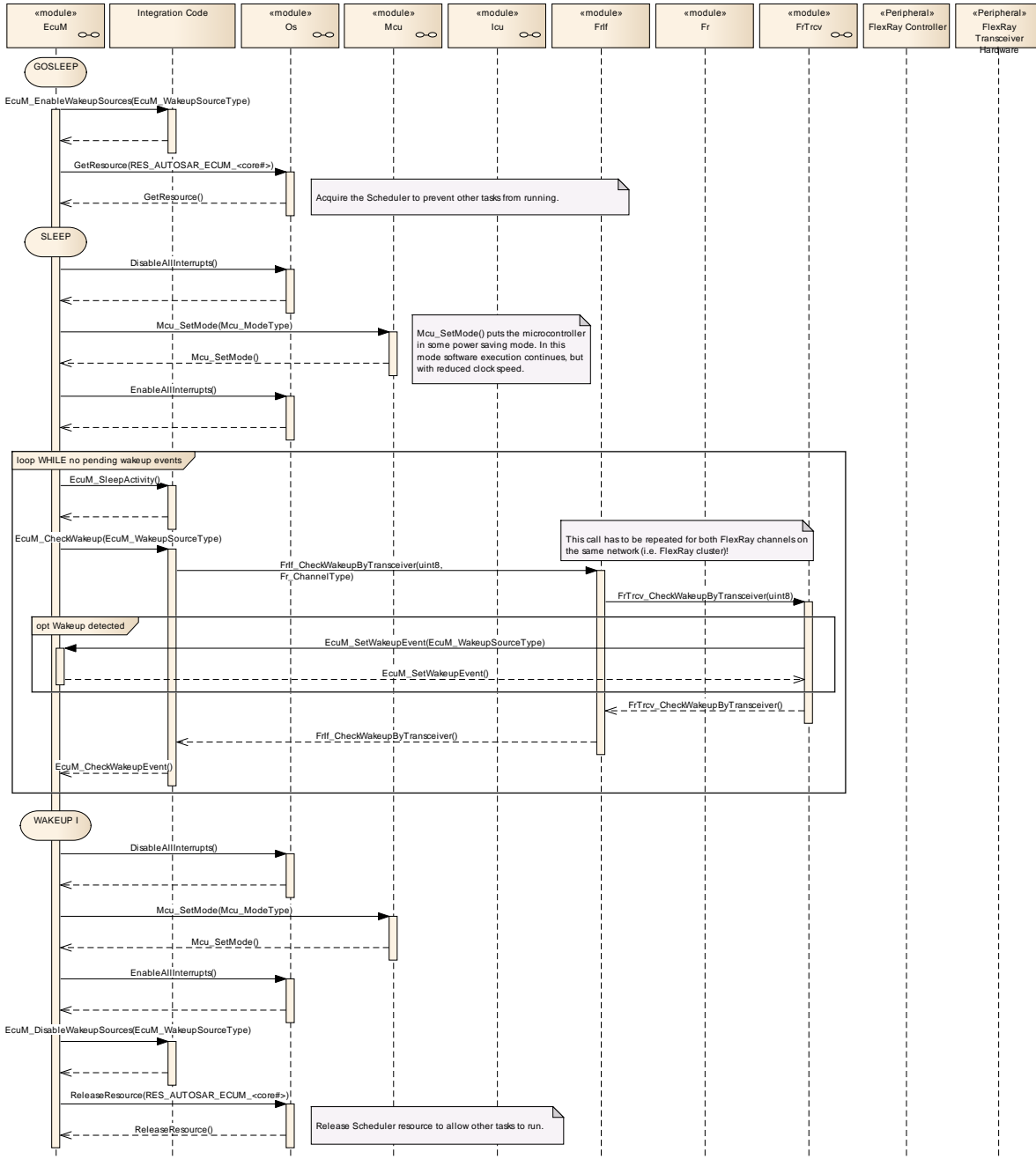


Figure 42 – FlexRay transceiver wake up by polling

### 9.2.6 TCP/IP Wake-up Sequences

With TCP/IP there can be no wake up from the bus. There is a wake up line connected to the ICU. All TCP/IP wake ups are therefore handled as normal ICU wake ups. Refer to section 9.2.1 GPT Wake-up Sequences for details.



## 10 Configuration specification

### 10.1 Containers and configuration parameters

For details refer to the chapter 10.1.1 “Configuration and configuration parameters” in *SWS\_BSWGeneral*.

### 10.2 Variants.

There following variants are available in AUTOSAR modules:

- VARIANT-PRE-COMPILE: Only parameters with "Pre-compile time" configuration are allowed in this variant,
- VARIANT-LINK-TIME: Only parameters with "Pre-compile time" and "Link time" are allowed in this variant, and
- VARIANT-POST-BUILD: Parameters with "Pre-compile time", "Link time" and "Post-build time" are allowed in this variant.

**[SWS\_EcuMf\_00003]** 「The ECU State Manager shall have only one configuration variant.

」()

### 10.3 Published Information

For details refer to the chapter 10.3 “Published Information” in *SWS\_BSWGeneral*.

## 10.4 Configurable Parameters

**[SWS\_EcuM\_00809]** 「The following containers contain various references to initialization structures of BSW modules. NULL shall be a valid reference meaning ‘no configuration data available’ but only if the implementation of the initialized BSW module supports this. 」()

### 10.4.1 EcuM

<b>Module Name</b>	<i>EcuM</i>
<b>Module Description</b>	Configuration of the EcuM (ECU State Manager) module.

<b>Included Containers</b>		
<b>Container Name</b>	<b>Multiplicity</b>	<b>Scope / Dependency</b>
EcuMConfiguration	1	This container contains the configuration (parameters) of the ECU State Manager.
EcuMFixedGeneral	0..1	This container holds the general, pre-compile configuration parameters for the EcuMFixed. Only applicable if EcuMFixed is implemented.
EcuMFlexGeneral	0..1	This container holds the general, pre-compile configuration parameters for the EcuMFlex. Only applicable if EcuMFlex is implemented.

EcuMGeneral	1	This container holds the general, pre-compile configuration parameters.
-------------	---	-------------------------------------------------------------------------

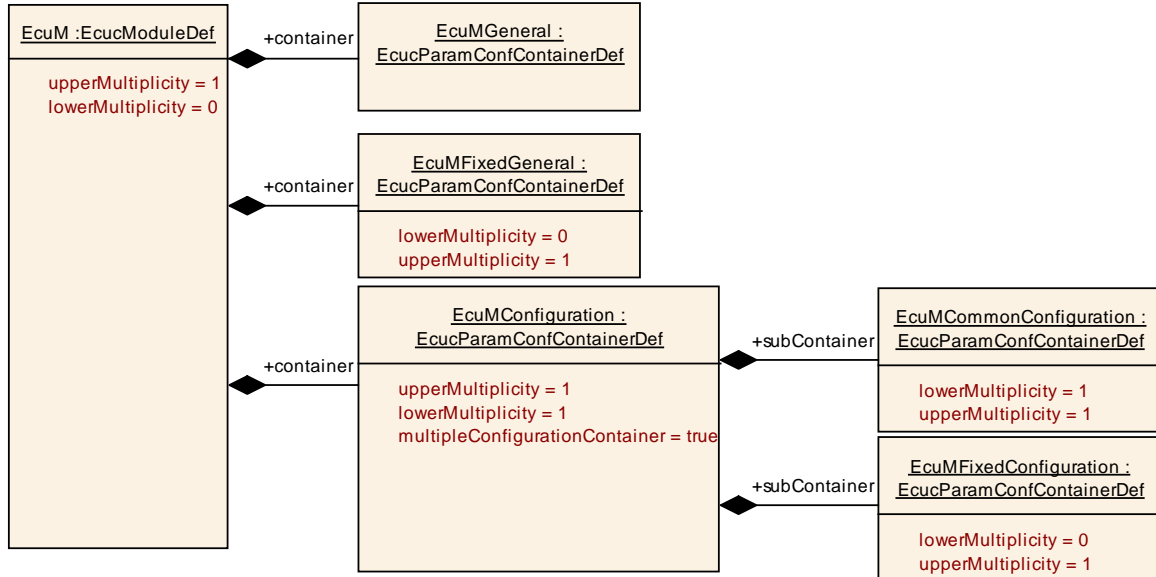


Figure 43 – EcuM Fixed Containers



Figure 44 – EcuM Fixed Module Configuration

### 10.4.2 EcuMGeneral

<b>SWS Item</b>	<b>ECUC_EcuM_00116 :</b>		
<b>Container Name</b>	EcuMGeneral		
<b>Description</b>	This container holds the general, pre-compile configuration parameters.		
<b>Configuration Parameters</b>			

<b>SWS Item</b>	<b>ECUC_EcuM_00108 :</b>		
<b>Name</b>	EcuMDevErrorDetect {ECUM_DEV_ERROR_DETECT}		
<b>Description</b>	If false, no debug artifacts (e.g. calls to DET) shall remain in the executable object. Initialization of DET, however is controlled by configuration of optional BSW modules.		
<b>Multiplicity</b>	1		
<b>Type</b>	EcucBooleanParamDef		
<b>Default value</b>	--		
<b>ConfigurationClass</b>	<b>Pre-compile time</b>	X	VARIANT-POST-BUILD
	<b>Link time</b>	--	
	<b>Post-build time</b>	--	
<b>Scope / Dependency</b>	scope: local		

<b>SWS Item</b>	<b>ECUC_EcuM_00117 : (Obsolete)</b>		
<b>Name</b>	EcuMIncludeDem {ECUM_INCLUDE_DEM}		
<b>Description</b>	This parameter is deprecated and will be removed in a future release. If enabled, the according BSW module will be included to the ECU State Manager. <b>Tags:</b> atp.Status=obsolete atp.StatusRevisionBegin=4.1.1		
<b>Multiplicity</b>	0..1		
<b>Type</b>	EcucBooleanParamDef		
<b>Default value</b>	--		
<b>ConfigurationClass</b>	<b>Pre-compile time</b>	X	VARIANT-POST-BUILD
	<b>Link time</b>	--	
	<b>Post-build time</b>	--	
<b>Scope / Dependency</b>	scope: local		

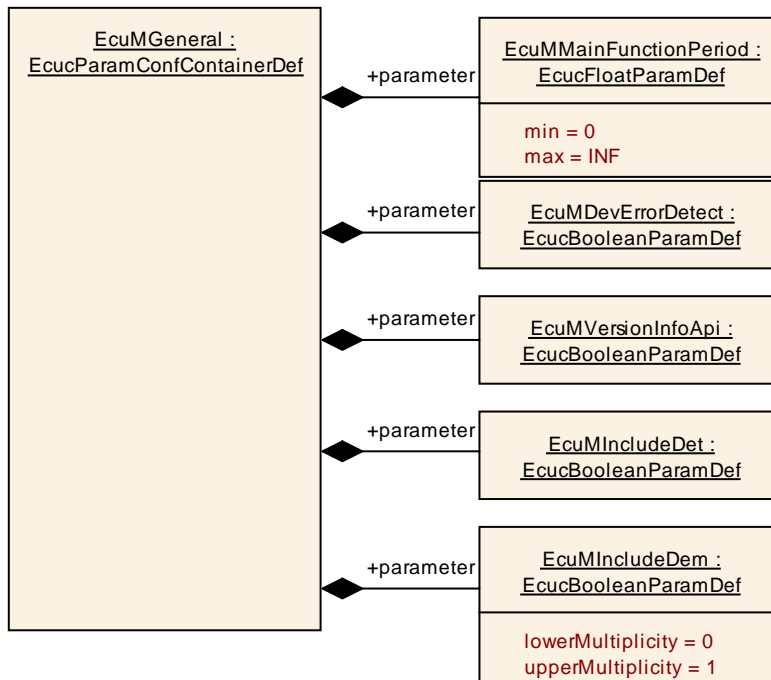
<b>SWS Item</b>	<b>ECUC_EcuM_00118 :</b>		
<b>Name</b>	EcuMIncludeDet {ECUM_INCLUDE_DET}		
<b>Description</b>	If defined, the according BSW module will be initialized by the ECU State Manager		
<b>Multiplicity</b>	1		
<b>Type</b>	EcucBooleanParamDef		
<b>Default value</b>	--		
<b>ConfigurationClass</b>	<b>Pre-compile time</b>	X	VARIANT-POST-BUILD
	<b>Link time</b>	--	
	<b>Post-build time</b>	--	
<b>Scope / Dependency</b>	scope: local		

<b>SWS Item</b>	<b>ECUC_EcuM_00121 :</b>		
<b>Name</b>	EcuMMainFunctionPeriod {ECUM_MAIN_FUNCTION_PERIOD}		
<b>Description</b>	This parameter defines the schedule period of EcuM_MainFunction. Unit: [s]		
<b>Multiplicity</b>	1		

<b>Type</b>	EcucFloatParamDef		
<b>Range</b>	0 .. INF		
<b>Default value</b>	--		
<b>ConfigurationClass</b>	<b>Pre-compile time</b>	X	VARIANT-POST-BUILD
	<b>Link time</b>	--	
	<b>Post-build time</b>	--	
<b>Scope / Dependency</b>	scope: ECU dependency: Dependency is applicable for EcuMFixed: SWS_EcuM_00594.  No Dependency for EcuMFlex.		

<b>SWS Item</b>	<b>ECUC_EcuM_00149 :</b>		
<b>Name</b>	EcuMVersionInfoApi		
<b>Description</b>	Switches the version info API on or off		
<b>Multiplicity</b>	1		
<b>Type</b>	EcucBooleanParamDef		
<b>Default value</b>	--		
<b>ConfigurationClass</b>	<b>Pre-compile time</b>	X	VARIANT-POST-BUILD
	<b>Link time</b>	--	
	<b>Post-build time</b>	--	
<b>Scope / Dependency</b>	scope: local		

**No Included Containers**



**Figure 45 – Container EcuMGeneral**

**10.4.3 EcuMFixedGeneral**

<b>SWS Item</b>	<b>ECUC_EcuM_00166 :</b>
-----------------	--------------------------

<b>Container Name</b>	EcuMFixedGeneral
<b>Description</b>	This container holds the general, pre-compile configuration parameters for the EcuMFixed. Only applicable if EcuMFixed is implemented.
<b>Configuration Parameters</b>	

<b>SWS Item</b>	<b>ECUC_EcuM_00189 :</b>		
<b>Name</b>	EcuMIncludeComM {ECUM_INCLUDE_COMM}		
<b>Description</b>	This configuration parameter defines whether the communication manager is supported by EcuM. This feature is presented for development purpose to compile out the communication manager in the early debugging phase.		
<b>Multiplicity</b>	1		
<b>Type</b>	EcucBooleanParamDef		
<b>Default value</b>	--		
<b>ConfigurationClass</b>	<b>Pre-compile time</b>	X	VARIANT-POST-BUILD
	<b>Link time</b>	--	
	<b>Post-build time</b>	--	
<b>Scope / Dependency</b>	scope: local		

<b>SWS Item</b>	<b>ECUC_EcuM_00190 : (Obsolete)</b>		
<b>Name</b>	EcuMIncludeNvM {ECUM_INCLUDE_NVM}		
<b>Description</b>	This configuration parameter defines whether the non volatile memory manager is supported by EcuM. This feature is presented for development purpose to compile out the volatile memory manager in the early debugging phase. <b>Tags:</b> atp.Status=obsolete atp.StatusComment=This element is marked as obsolete and will be removed in a future revision. atp.StatusRevisionBegin=4.1.1		
<b>Multiplicity</b>	1		
<b>Type</b>	EcucBooleanParamDef		
<b>Default value</b>	--		
<b>ConfigurationClass</b>	<b>Pre-compile time</b>	X	VARIANT-POST-BUILD
	<b>Link time</b>	--	
	<b>Post-build time</b>	--	
<b>Scope / Dependency</b>	scope: local dependency: If NVRAM manager is enabled but both flash and EEPROM driver are missing, then an error shall be flagged by the configuration tool.		

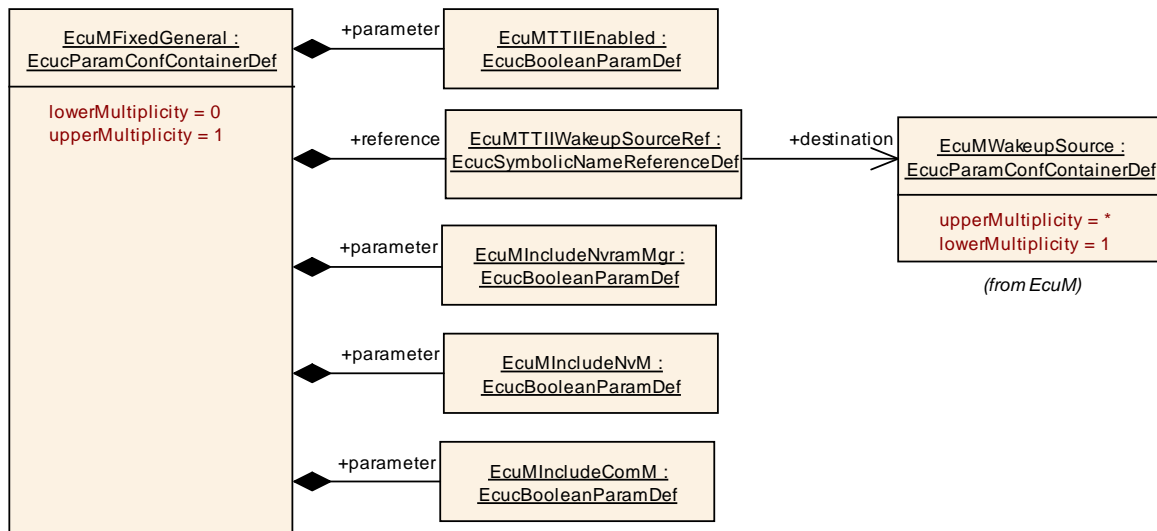
<b>SWS Item</b>	<b>ECUC_EcuM_00119 : (Obsolete)</b>		
<b>Name</b>	EcuMIncludeNvramMgr {ECUM_INCLUDE_NVRAM_MGR}		
<b>Description</b>	This configuration parameter defines whether the non volatile memory manager is supported by EcuM. This feature is presented for development purpose to compile out the volatile memory manager in the early debugging phase. <b>Tags:</b> atp.Status=obsolete atp.StatusComment=This element is marked as obsolete and will be removed in a future revision. atp.StatusRevisionBegin=4.1.1		
<b>Multiplicity</b>	1		
<b>Type</b>	EcucBooleanParamDef		
<b>Default value</b>	--		
<b>ConfigurationClass</b>	<b>Pre-compile time</b>	X	VARIANT-POST-BUILD
	<b>Link time</b>	--	

	<b>Post-build time</b>	--	
<b>Scope / Dependency</b>	scope: local dependency: If NVRAM manager is enabled but both flash and EEPROM driver are missing, then an error shall be flagged by the configuration tool.		

<b>SWS Item</b>	<b>ECUC_EcuM_00144 :</b>		
<b>Name</b>	EcuMTTIIEnabled {ECUM_TTII_ENABLED}		
<b>Description</b>	Boolean switch to enable / disable TTII		
<b>Multiplicity</b>	1		
<b>Type</b>	EcucBooleanParamDef		
<b>Default value</b>	--		
<b>ConfigurationClass</b>	<b>Pre-compile time</b>	X	VARIANT-POST-BUILD
	<b>Link time</b>	--	
	<b>Post-build time</b>	--	
<b>Scope / Dependency</b>	scope: local		

<b>SWS Item</b>	<b>ECUC_EcuM_00145 :</b>		
<b>Name</b>	EcuMTTIIWakeupSourceRef {ECUM_TTII_WKSOURCE}		
<b>Description</b>	This configuration parameter references the initial sleep mode to be used by TTII when TTII is activated after a RUN mode.		
<b>Multiplicity</b>	1		
<b>Type</b>	Symbolic name reference to [ EcuMWakeupSource ]		
<b>ConfigurationClass</b>	<b>Pre-compile time</b>	X	VARIANT-POST-BUILD
	<b>Link time</b>	--	
	<b>Post-build time</b>	--	
<b>Scope / Dependency</b>	scope: local		

**No Included Containers**



**Figure 46 – Container EcuMFixedGeneral**

**10.4.4 EcuMFixedConfiguration**

<b>SWS Item</b>	<b>ECUC_EcuM_00165 :</b>
<b>Container Name</b>	EcuMFixedConfiguration
<b>Description</b>	This container contains the configuration (parameters) of the EcuMFixed.

	<p>Only applicable if EcuMFixed is implemented. In order to initialize the PostBuild BSW modules, either the EcuMFixedModuleConfigurationRef or EcuMFixedPostBuildVariationCriterion shall be used. Which one of these two shall be used depends on the chosen PostBuild approach (MultipleConfigurationContainer or VariantHandling) as explained in the TPS_EcuConfiguration document.</p>
--	--------------------------------------------------------------------------------------------------------------------------------------------------------------------------------------------------------------------------------------------------------------------------------------------------------------------------------------------------------------------------------------------------

**Configuration Parameters**

<b>SWS Item</b>	<b>ECUC_EcuM_00126 :</b>		
<b>Name</b>	EcuMNvramReadallTimeout		
<b>Description</b>	Period given in seconds for which the ECU State Manager will wait until it considers a ReadAll job of the NVRAM Manager as failed.		
<b>Multiplicity</b>	1		
<b>Type</b>	EcucFloatParamDef		
<b>Range</b>	0 .. INF		
<b>Default value</b>	--		
<b>ConfigurationClass</b>	<b>Pre-compile time</b>	--	
	<b>Link time</b>	--	
	<b>Post-build time</b>	X	VARIANT-POST-BUILD
<b>Scope / Dependency</b>	scope: local		

<b>SWS Item</b>	<b>ECUC_EcuM_00127 :</b>		
<b>Name</b>	EcuMNvramWriteallTimeout {ECUM_NVRAM_WRITEALL_TIMEOUT}		
<b>Description</b>	Period given in seconds for which the ECU State Manager will wait until it considers a WriteAll job of the NVRAM Manager as failed.		
<b>Multiplicity</b>	1		
<b>Type</b>	EcucFloatParamDef		
<b>Range</b>	0 .. INF		
<b>Default value</b>	--		
<b>ConfigurationClass</b>	<b>Pre-compile time</b>	--	
	<b>Link time</b>	--	
	<b>Post-build time</b>	X	VARIANT-POST-BUILD
<b>Scope / Dependency</b>	scope: local		

<b>SWS Item</b>	<b>ECUC_EcuM_00129 :</b>		
<b>Name</b>	EcuMRunMinimumDuration {ECUM_RUN_SELF_REQUEST_PERIOD}		
<b>Description</b>	Duration given in seconds for which the ECU State Manager will stay in RUN state even when no one requests RUN. This duration should be long at least as long as a SW-Cs needs to request RUN.		
<b>Multiplicity</b>	1		
<b>Type</b>	EcucFloatParamDef		
<b>Range</b>	0 .. INF		
<b>Default value</b>	--		
<b>ConfigurationClass</b>	<b>Pre-compile time</b>	--	
	<b>Link time</b>	--	
	<b>Post-build time</b>	X	VARIANT-POST-BUILD
<b>Scope / Dependency</b>	scope: local		

<b>SWS Item</b>	<b>ECUC_EcuM_00191 :</b>		
<b>Name</b>	EcuMComMCommunicationAllowedList		
<b>Description</b>	These parameters contain references to the ComMChannels for which EcuM has to call ComM_CommunicationAllowed.		
<b>Multiplicity</b>	0..*		
<b>Type</b>	Symbolic name reference to [ ComMChannel ]		
<b>ConfigurationClass</b>	<b>Pre-compile time</b>	X	VARIANT-POST-BUILD



	<b>Link time</b>	--	
	<b>Post-build time</b>	--	
<b>Scope / Dependency</b>	scope: local		

<b>SWS Item</b>	<b>ECUC_EcuM_00125 :</b>		
<b>Name</b>	EcuMNormalMcuModeRef		
<b>Description</b>	This parameter is a reference to the normal MCU mode to be restored after a sleep.		
<b>Multiplicity</b>	1		
<b>Type</b>	Symbolic name reference to [ McuModeSettingConf ]		
<b>ConfigurationClass</b>	<b>Pre-compile time</b>	X	VARIANT-POST-BUILD
	<b>Link time</b>	--	
	<b>Post-build time</b>	--	
<b>Scope / Dependency</b>	scope: local		

<b>Included Containers</b>		
<b>Container Name</b>	<b>Multiplicity</b>	<b>Scope / Dependency</b>
EcuMDriverInitListThree	0..1	Container for Init Block III. This container holds a list of module IDs that will be initialized. Each module in the list will be called for initialization in the list order. All modules in this list are initialized after the OS is started and so these modules may use OS support. These modules may also rely on the Nvram ReadAll job to have provided all data.
EcuMDriverInitListTwo	0..1	Container for Init Block II. This container holds a list of module IDs that will be initialized. Each module in the list will be called for initialization in the list order. All modules in this list are initialized after the OS is started and so these modules may use OS support. These modules may not rely on the Nvram ReadAll job to have provided all data.
EcuMFixedModuleConfiguration	0..*	Collection of references to multiple configuration containers of BSW Modules.
EcuMFixedPostBuildVariationCriterion	0..*	The container contains the necessary information to initialize the BSW module using VariantHandling approach explained in the TPS_EcuConfiguration document.
EcuMFixedUserConfig	1..*	These containers describe the identifiers that are needed to refer to a software component or another appropriate entity in the system which is designated to request the RUN state. Application requestors refer to entities above RTE, system requestors to entities below RTE (e.g. Communication Manager).
EcuMTTII	0..*	These containers describe the structures and the following configuration items describe its elements. These structures are concatenated to build a list as indicated by Figure 27 - Configuration Container Diagram. The list must contain at least one element when ECUM_TTII_ENABLED is set to true.

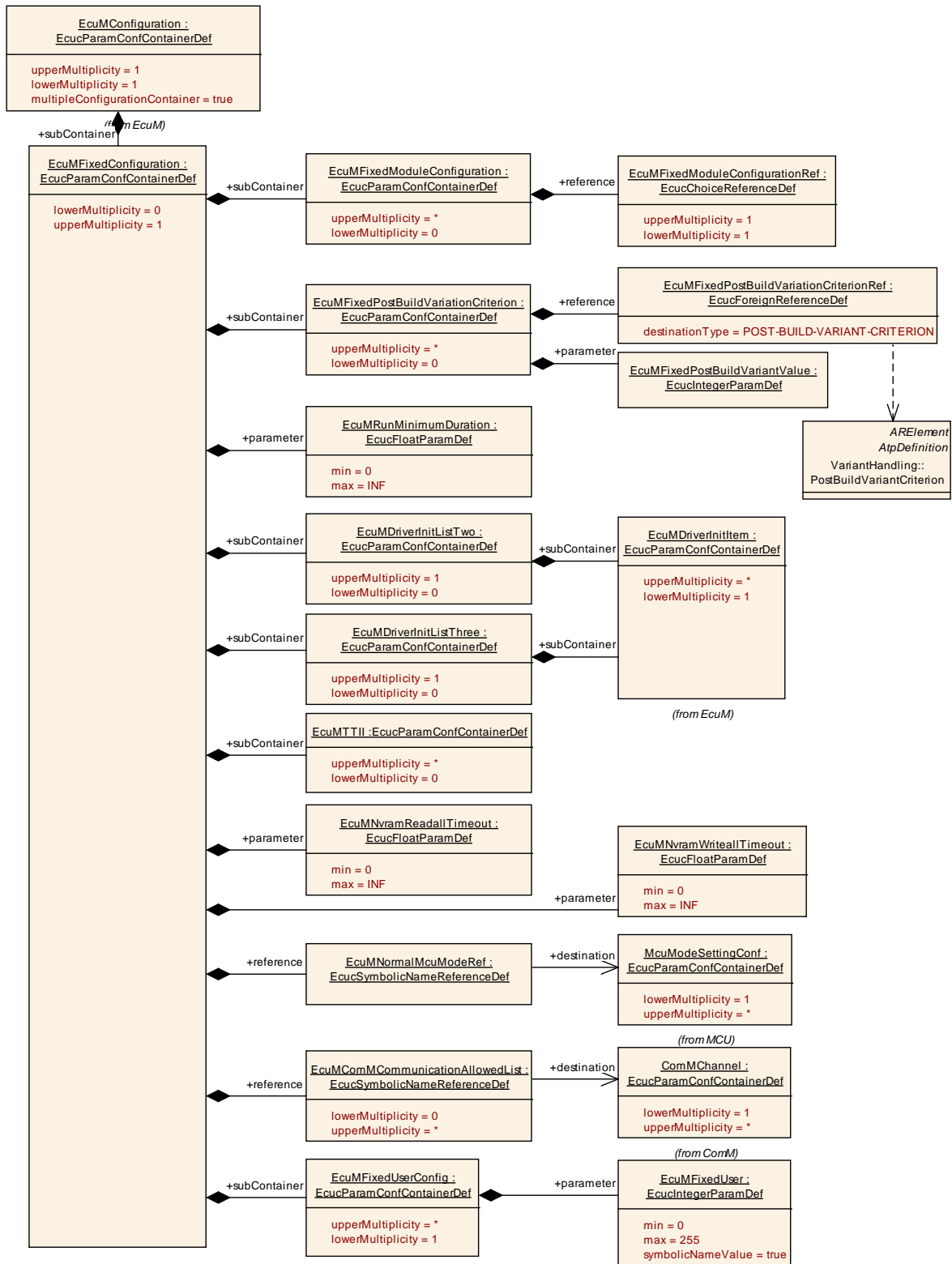


Figure 47 – Container EcuMFixedConfiguration

### 10.4.5 EcuMFixedModuleConfiguration

<b>SWS Item</b>	<b>ECUC_EcuM_00219 :</b>
<b>Container Name</b>	EcuMFixedModuleConfiguration
<b>Description</b>	Collection of references to multiple configuration containers of BSW

	Modules.
<b>Configuration Parameters</b>	

<b>SWS Item</b>	<b>ECUC_EcuM_00122 :</b>		
<b>Name</b>	EcuMFixedModuleConfigurationRef {InitConfiguration}		
<b>Description</b>	This parameter contains one reference to the init structure of the corresponding BSW module.		
<b>Multiplicity</b>	1		
<b>Type</b>	Choice reference to [ AdcConfigSet , CanConfigSet , CanIfInitCfg , CanNmGlobalConfig , CanSMConfiguration , CanTpConfig , CanTrcvConfigSet , CddConfigSet , ComConfig , ComMConfigSet , DbgMultipleConfigurationContainer , DcmConfigSet , DemConfigSet , DioConfig , DltMultipleConfigurationContainer , EepInitConfiguration , EthConfigSet , EthIfConfigSet , EthTrcvConfigSet , FiMConfigSet , FlsConfigSet , FlsTstConfigSet , FrArTpMultipleConfig , FrIfConfig , FrMultipleConfiguration , FrNmChannelConfig , FrSMConfig , FrTpMultipleConfig , GptChannelConfigSet , IcuConfigSet , IpduMConfig , J1939TpConfiguration , LinGlobalConfig , LinIfGlobalConfig , LinSMConfigSet , LinTpGlobalConfig , McuModuleConfiguration , OcuConfigSet , PduRRoutingTables , PortConfigSet , PwmChannelConfigSet , RtePostBuildVariantConfiguration , SoAdConfig , SpiDriver , TcplpConfig , UdpNmGlobalConfig , WdgMConfigSet , WdgSettingsConfig , XcpConfig ]		
<b>ConfigurationClass</b>	<b>Pre-compile time</b>	--	
	<b>Link time</b>	--	
	<b>Post-build time</b>	X	VARIANT-POST-BUILD
<b>Scope / Dependency</b>	scope: local		

<b>No Included Containers</b>
-------------------------------

#### 10.4.6 EcuMFixedPostBuildVariationCriterion

<b>SWS Item</b>	<b>ECUC_EcuM_00214 :</b>		
<b>Container Name</b>	EcuMFixedPostBuildVariationCriterion		
<b>Description</b>	The container contains the necessary information to initialize the BSW module using VariantHandling approach explained in the TPS_EcuConfiguration document.		
<b>Configuration Parameters</b>			

<b>SWS Item</b>	<b>ECUC_EcuM_00215 :</b>		
<b>Name</b>	EcuMFixedPostBuildVariantValue		
<b>Description</b>	The value identifying the post-build variant.		
<b>Multiplicity</b>	1		
<b>Type</b>	EcuIntegerParamDef		
<b>Range</b>	0 ..		
	18446744073709551615		
<b>Default value</b>	--		
<b>ConfigurationClass</b>	<b>Pre-compile time</b>	--	
	<b>Link time</b>	--	
	<b>Post-build time</b>	X	VARIANT-POST-BUILD
<b>Scope / Dependency</b>	scope: local		

<b>SWS Item</b>	<b>ECUC_EcuM_00216 :</b>		
<b>Name</b>	EcuMFixedPostBuildVariationCriterionRef		
<b>Description</b>	Reference to the PostBuildVariantCriterion which is used to have a		

	common selecting element for the PostBuild variants.		
<b>Multiplicity</b>	1		
<b>Type</b>	Foreign reference to [ POST-BUILD-VARIANT-CRITERION ]		
<b>ConfigurationClass</b>	<b>Pre-compile time</b>	--	
	<b>Link time</b>	--	
	<b>Post-build time</b>	X	VARIANT-POST-BUILD
<b>Scope / Dependency</b>	scope: local		

**No Included Containers**

### 10.4.7 EcuMCommonConfiguration

<b>SWS Item</b>	<b>ECUC_EcuM_00181 :</b>		
<b>Container Name</b>	EcuMCommonConfiguration		
<b>Description</b>	This container contains the common configuration (parameters) of the ECU State Manager.		
<b>Configuration Parameters</b>			

<b>SWS Item</b>	<b>ECUC_EcuM_00102 :</b>		
<b>Name</b>	EcuMConfigConsistencyHash {ECUM_CONFIGCONSISTENCY_HASH}		
<b>Description</b>	A hash value generated across all pre-compile and link-time parameters of all BSW modules. This hash value is compared against a field in the EcuM_ConfigType and hence allows checking the consistency of the entire configuration.		
<b>Multiplicity</b>	1		
<b>Type</b>	EcuIntegerParamDef		
<b>Range</b>	0 ..	18446744073709551615	
<b>Default value</b>	--		
<b>ConfigurationClass</b>	<b>Pre-compile time</b>	--	
	<b>Link time</b>	X	VARIANT-POST-BUILD
	<b>Post-build time</b>	--	
<b>Scope / Dependency</b>	scope: local		

<b>SWS Item</b>	<b>ECUC_EcuM_00104 :</b>		
<b>Name</b>	EcuMDefaultAppMode {ECUM_DEFAULT_APP_MODE}		
<b>Description</b>	The default application mode loaded when the ECU comes out of reset.		
<b>Multiplicity</b>	1		
<b>Type</b>	Reference to [ OsAppMode ]		
<b>ConfigurationClass</b>	<b>Pre-compile time</b>	--	
	<b>Link time</b>	--	
	<b>Post-build time</b>	X	VARIANT-POST-BUILD
<b>Scope / Dependency</b>	scope: local		

<b>SWS Item</b>	<b>ECUC_EcuM_00183 :</b>		
<b>Name</b>	EcuMOSResource		
<b>Description</b>	This parameter is a reference to a OS resource which is used to bring the ECU into sleep mode. In case of multi core each core shall have an own OsResource.		
<b>Multiplicity</b>	1..*		
<b>Type</b>	Reference to [ OsResource ]		
<b>ConfigurationClass</b>	<b>Pre-compile time</b>	X	VARIANT-POST-BUILD
	<b>Link time</b>	--	
	<b>Post-build time</b>	--	
<b>Scope / Dependency</b>	scope: local		

<b>Included Containers</b>		
<b>Container Name</b>	<b>Multiplicity</b>	<b>Scope / Dependency</b>
EcuMDefaultShutdownTarget	1	This container describes the default shutdown target to be selected by EcuM. The actual shutdown target may be overridden by the EcuM_SelectShutdownTarget service.
EcuMDemEventParameterRefs	0..1	This container is deprecated and will be removed in a future release. Container for the references to DemEventParameter elements which shall be invoked using the API Dem_ReportErrorStatus in case the corresponding error occurs. The EventId is taken from the referenced DemEventParameter's DemEventId value. The standardized errors are provided in this container and can be extended by vendor specific error references.
EcuMDriverInitListOne	0..1	Container for Init Block I. This container holds a list of module IDs that will be initialized. Each module in the list will be called for initialization in the list order. All modules in this list are initialized before the OS is started and so these modules require no OS support.
EcuMDriverInitListZero	0..1	Container for Init Block 0. This container holds a list of module IDs that will be initialized. Each module in the list will be called for initialization in the list order. All modules in this list are initialized before the post-build configuration has been loaded and the OS is initialized. Therefore, these modules may not use post-build configuration.
EcuMDriverRestartList	0..1	List of module IDs.
EcuMSleepMode	1..*	These containers describe the configured sleep modes. The names of these containers specify the symbolic names of the different sleep modes.
EcuMWakeUpSource	1..*	These containers describe the configured wakeup sources.

#### 10.4.8 EcuMDefaultShutdownTarget

<b>SWS Item</b>	<b>ECUC_EcuM_00105 :</b>
<b>Container Name</b>	EcuMDefaultShutdownTarget{ECUM_DEFAULT_SHUTDOWN_TARGET}
<b>Description</b>	This container describes the default shutdown target to be selected by EcuM. The actual shutdown target may be overridden by the EcuM_SelectShutdownTarget service.
<b>Configuration Parameters</b>	

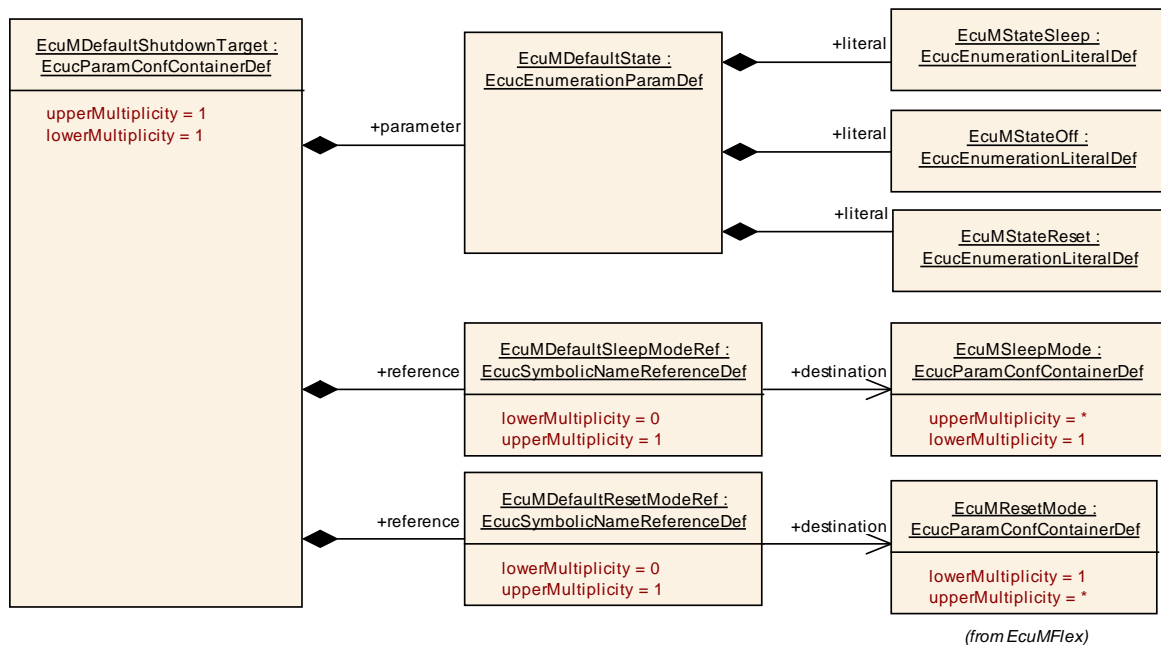
<b>SWS Item</b>	<b>ECUC_EcuM_00107 :</b>	
<b>Name</b>	EcuMDefaultState {ECUM_DEFAULT_SHUTDOWN_TARGET}	
<b>Description</b>	This parameter describes the state part of the default shutdown target selected when the ECU comes out of reset. If EcuMStateSleep is selected, the parameter EcuMDefaultSleepModeRef selects the specific sleep mode.	
<b>Multiplicity</b>	1	
<b>Type</b>	EcuEnumerationParamDef	
<b>Range</b>	EcuMStateOff	Corresponds to ECUM_STATE_OFF in EcuM_StateType.
	EcuMStateReset	Corresponds to ECUM_STATE_RESET in EcuM_StateType. This literal is only be applicable for EcuMFlex.
	EcuMStateSleep	Corresponds to ECUM_STATE_SLEEP

		in EcuM_StateType.	
<b>ConfigurationClass</b>	<b>Pre-compile time</b>	--	
	<b>Link time</b>	--	
	<b>Post-build time</b>	X	VARIANT-POST-BUILD
<b>Scope / Dependency</b>	scope: local		

<b>SWS Item</b>	<b>ECUC_EcuM_00205 :</b>		
<b>Name</b>	EcuMDefaultResetModeRef		
<b>Description</b>	If EcuMDefaultShutdownTarget is EcuMStateReset, this parameter selects the default reset mode. Otherwise this parameter may be ignored.		
<b>Multiplicity</b>	0..1		
<b>Type</b>	Symbolic name reference to [ EcuMResetMode ]		
<b>ConfigurationClass</b>	<b>Pre-compile time</b>	--	
	<b>Link time</b>	--	
	<b>Post-build time</b>	X	VARIANT-POST-BUILD
<b>Scope / Dependency</b>	scope: local		

<b>SWS Item</b>	<b>ECUC_EcuM_00106 :</b>		
<b>Name</b>	EcuMDefaultSleepModeRef		
<b>Description</b>	If EcuMDefaultShutdownTarget is EcuMStateSleep, this parameter selects the default sleep mode. Otherwise this parameter may be ignored.		
<b>Multiplicity</b>	0..1		
<b>Type</b>	Symbolic name reference to [ EcuMSleepMode ]		
<b>ConfigurationClass</b>	<b>Pre-compile time</b>	--	
	<b>Link time</b>	--	
	<b>Post-build time</b>	X	VARIANT-POST-BUILD
<b>Scope / Dependency</b>	scope: local		

**No Included Containers**



**Figure 48 – EcuM Default Shutdown Target**

### 10.4.9 EcuMDemEventParameterRefs

<b>SWS Item</b>	<b>ECUC_EcuM_00160 :</b>
<b>Container Name</b>	EcuMDemEventParameterRefs
<b>Description</b>	This container is deprecated and will be removed in a future release. Container for the references to DemEventParameter elements which shall be invoked using the API Dem_ReportErrorStatus in case the corresponding error occurs. The EventId is taken from the referenced DemEventParameter's DemEventId value. The standardized errors are provided in this container and can be extended by vendor specific error references.
<b>Configuration Parameters</b>	

<b>SWS Item</b>	<b>ECUC_EcuM_00162 : (Obsolete)</b>		
<b>Name</b>	ECUM_E_ALL_RUN_REQUESTS_KILLED		
<b>Description</b>	This reference is deprecated and will be removed in a future release. Reference to the DemEventParameter which shall be issued when the error "ECUM_E_ALL_RUN_REQUESTS_KILLED" has occurred. Only applicable if EcuMFixed is implemented. <b>Tags:</b> atp.Status=obsolete atp.StatusComment=This reference is deprecated and will be removed in a future release. atp.StatusRevisionBegin=4.1.3		
<b>Multiplicity</b>	0..1		
<b>Type</b>	Symbolic name reference to [ DemEventParameter ]		
<b>ConfigurationClass</b>	<b>Pre-compile time</b>	X	VARIANT-POST-BUILD
	<b>Link time</b>	--	
	<b>Post-build time</b>	--	
<b>Scope / Dependency</b>	scope: local dependency: Only applicable if EcuMFixed is implemented.		

<b>SWS Item</b>	<b>ECUC_EcuM_00163 : (Obsolete)</b>		
<b>Name</b>	ECUM_E_CONFIGURATION_DATA_INCONSISTENT		
<b>Description</b>	This reference is deprecated and will be removed in a future release. Reference to the DemEventParameter which shall be issued when the error "ECUM_E_CONFIGURATION_DATA_INCONSISTENT" has occurred. <b>Tags:</b> atp.Status=obsolete atp.StatusComment=This reference is deprecated and will be removed in a future release. atp.StatusRevisionBegin=4.1.3		
<b>Multiplicity</b>	0..1		
<b>Type</b>	Symbolic name reference to [ DemEventParameter ]		
<b>ConfigurationClass</b>	<b>Pre-compile time</b>	X	VARIANT-POST-BUILD
	<b>Link time</b>	--	
	<b>Post-build time</b>	--	
<b>Scope / Dependency</b>	scope: local		

<b>SWS Item</b>	<b>ECUC_EcuM_00209 : (Obsolete)</b>		
<b>Name</b>	ECUM_E_IMPROPER_CALLER		
<b>Description</b>	This reference is deprecated and will be removed in a future release. Reference to the DemEventParameter which shall be issued when the error "ECUM_E_IMPROPER_CALLER" has occurred. Only applicable if EcuMFlex is implemented. <b>Tags:</b> atp.Status=obsolete		



	atp.StatusComment=This reference is deprecated and will be removed in a future release. atp.StatusRevisionBegin=4.1.3		
<b>Multiplicity</b>	0..1		
<b>Type</b>	Symbolic name reference to [ DemEventParameter ]		
<b>ConfigurationClass</b>	<b>Pre-compile time</b>	X	VARIANT-POST-BUILD
	<b>Link time</b>	--	
	<b>Post-build time</b>	--	
<b>Scope / Dependency</b>	scope: local dependency: Only applicable if EcuMFlex is implemented.		

<b>SWS Item</b>	<b>ECUC_EcuM_00161 : (Obsolete)</b>		
<b>Name</b>	ECUM_E_RAM_CHECK_FAILED		
<b>Description</b>	This reference is deprecated and will be removed in a future release. Reference to the DemEventParameter which shall be issued when the error "ECUM_E_RAM_CHECK_FAILED" has occurred. <b>Tags:</b> atp.Status=obsolete atp.StatusComment=This reference is deprecated and will be removed in a future release. atp.StatusRevisionBegin=4.1.3		
<b>Multiplicity</b>	0..1		
<b>Type</b>	Symbolic name reference to [ DemEventParameter ]		
<b>ConfigurationClass</b>	<b>Pre-compile time</b>	X	VARIANT-POST-BUILD
	<b>Link time</b>	--	
	<b>Post-build time</b>	--	
<b>Scope / Dependency</b>	scope: local		

**No Included Containers**

#### 10.4.10 EcuMDriverInitItem

<b>SWS Item</b>	<b>ECUC_EcuM_00110 :</b>		
<b>Container Name</b>	EcuMDriverInitItem		
<b>Description</b>	These containers describe the entries in a driver init list.		
<b>Configuration Parameters</b>			

<b>SWS Item</b>	<b>ECUC_EcuM_00123 :</b>		
<b>Name</b>	EcuMModuleID {ModuleID}		
<b>Description</b>	Short name of the module to be initialized, e.g. Mcu, Gpt etc. In case EcuMModuleConfigRef is used the EcuMModuleID is optional (in case it is given it shall have the same value as the referenced EcuMModuleConfiguration).		
<b>Multiplicity</b>	0..1		
<b>Type</b>	EcucStringParamDef		
<b>Default value</b>	--		
<b>maxLength</b>	--		
<b>minLength</b>	--		
<b>regularExpression</b>	--		
<b>ConfigurationClass</b>	<b>Pre-compile time</b>	X	VARIANT-POST-BUILD
	<b>Link time</b>	--	
	<b>Post-build time</b>	--	
<b>Scope / Dependency</b>	scope: local		



<b>SWS Item</b>	<b>ECUC_EcuM_00124 :</b>		
<b>Name</b>	EcuMModuleService		
<b>Description</b>	The service to be called to initialize that module, e.g. Init, PreInit, Start etc. If the service is Init and the parameter EcuMFlexModuleConfigurationRef / EcuMFixedModuleConfigurationRef has been set for that module, the corresponding pointer to the init structure (<Module>_ConfigType).		
<b>Multiplicity</b>	1		
<b>Type</b>	EcucStringParamDef		
<b>Default value</b>	--		
<b>maxLength</b>	--		
<b>minLength</b>	--		
<b>regularExpression</b>	--		
<b>ConfigurationClass</b>	<b>Pre-compile time</b>	X	VARIANT-POST-BUILD
	<b>Link time</b>	--	
	<b>Post-build time</b>	--	
<b>Scope / Dependency</b>	scope: local		

<b>SWS Item</b>	<b>ECUC_EcuM_00220 :</b>		
<b>Name</b>	EcuMModuleConfigRef		
<b>Description</b>	In case a BSWM Module is configured with several instances in this ECU Configuration there shall be a reference which determines the to be used multipleConfigurationContainer for this BSW Module instance.		
<b>Multiplicity</b>	0..1		
<b>Type</b>	Choice reference to [ EcuMFixedModuleConfiguration , EcuMFlexModuleConfiguration ]		
<b>ConfigurationClass</b>	<b>Pre-compile time</b>	--	
	<b>Link time</b>	--	
	<b>Post-build time</b>	--	
<b>Scope / Dependency</b>			

<b>No Included Containers</b>
-------------------------------

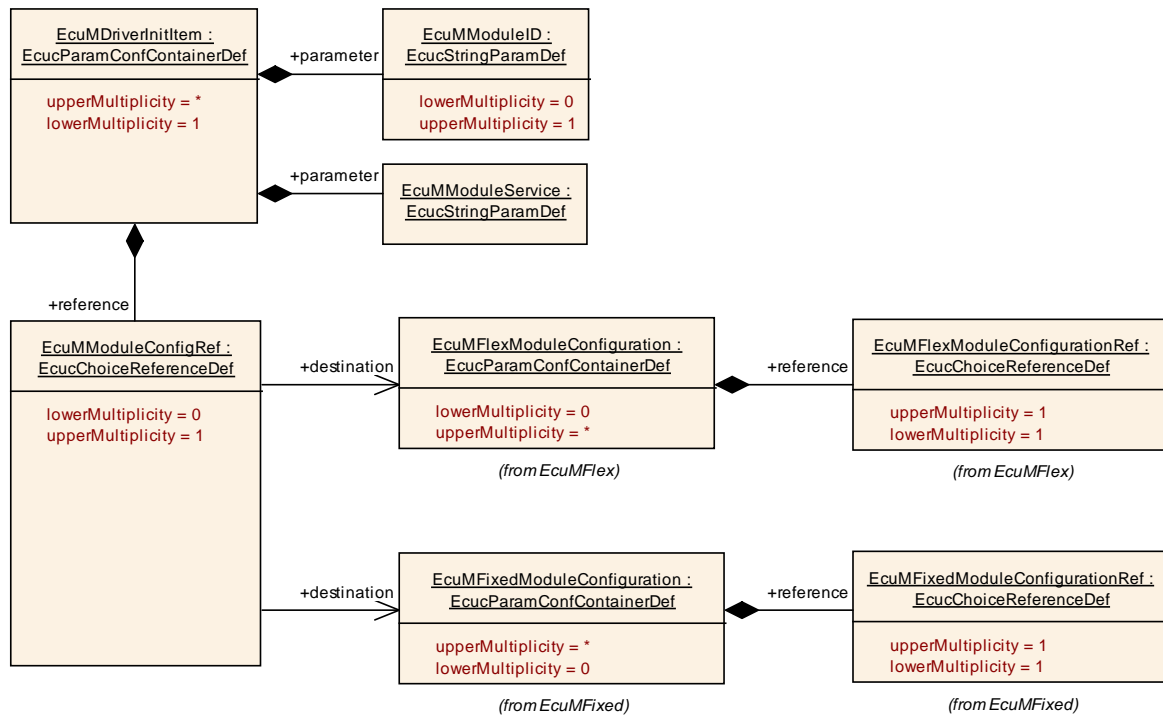


Figure 49 – EcuM Driver Init Item

10.4.11 EcuMDriverInitListZero

<b>SWS Item</b>	<b>ECUC_EcuM_00114 :</b>	
<b>Container Name</b>	EcuMDriverInitListZero	
<b>Description</b>	Container for Init Block 0. This container holds a list of module IDs that will be initialized. Each module in the list will be called for initialization in the list order. All modules in this list are initialized before the post-build configuration has been loaded and the OS is initialized. Therefore, these modules may not use post-build configuration.	
<b>Configuration Parameters</b>		
<b>Included Containers</b>		
<b>Container Name</b>	<b>Multiplicity</b>	<b>Scope / Dependency</b>
EcuMDriverInitItem	1..*	These containers describe the entries in a driver init list.

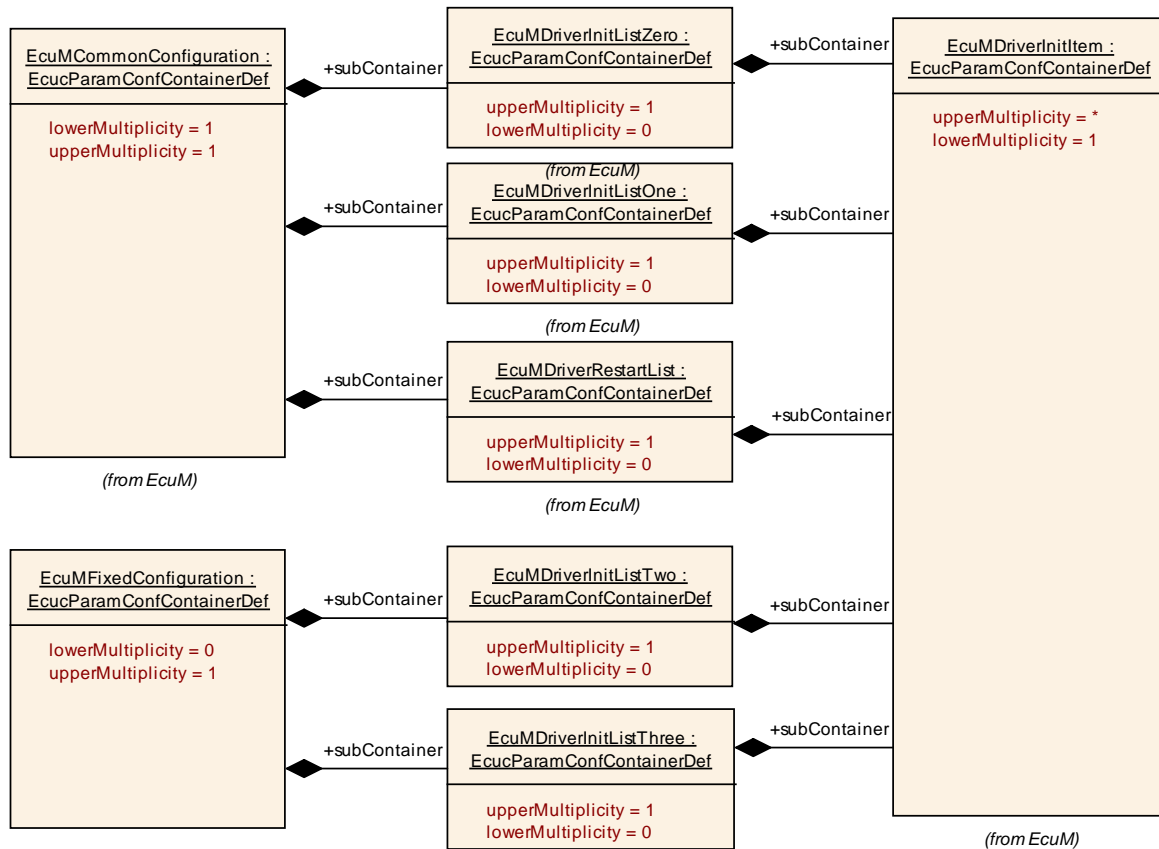


Figure 50 – EcuM Fixed Init Lists

10.4.12 EcuMDriverInitListOne

<b>SWS Item</b>	<b>ECUC_EcuM_00111 :</b>
<b>Container Name</b>	EcuMDriverInitListOne
<b>Description</b>	Container for Init Block I. This container holds a list of module IDs that will be initialized. Each module in the list will be called for initialization in the list order. All modules in this list are initialized before the OS is started and so these modules require no OS support.
<b>Configuration Parameters</b>	

<b>Included Containers</b>		
<b>Container Name</b>	<b>Multiplicity</b>	<b>Scope / Dependency</b>
EcuMDriverInitItem	1..*	These containers describe the entries in a driver init list.

10.4.13 EcuMDriverInitListTwo

<b>SWS Item</b>	<b>ECUC_EcuM_00113 :</b>
<b>Container Name</b>	EcuMDriverInitListTwo
<b>Description</b>	Container for Init Block II. This container holds a list of module IDs that will be initialized. Each module in the list will be called for initialization in the list order. All modules in this list are initialized after the OS is started and so these modules may use OS support. These modules may not rely on the Nvram ReadAll job to have provided all data.

<b>Configuration Parameters</b>
---------------------------------

<b>Included Containers</b>		
<b>Container Name</b>	<b>Multiplicity</b>	<b>Scope / Dependency</b>
EcuMDriverInitItem	1..*	These containers describe the entries in a driver init list.

#### 10.4.14 EcuMDriverInitListThree

<b>SWS Item</b>	<b>ECUC_EcuM_00112 :</b>
<b>Container Name</b>	EcuMDriverInitListThree
<b>Description</b>	<p>Container for Init Block III.</p> <p>This container holds a list of module IDs that will be initialized. Each module in the list will be called for initialization in the list order.</p> <p>All modules in this list are initialized after the OS is started and so these modules may use OS support. These modules may also rely on the Nvram ReadAll job to have provided all data.</p>
<b>Configuration Parameters</b>	

<b>Included Containers</b>		
<b>Container Name</b>	<b>Multiplicity</b>	<b>Scope / Dependency</b>
EcuMDriverInitItem	1..*	These containers describe the entries in a driver init list.

#### 10.4.15 EcuMSleepMode

<b>SWS Item</b>	<b>ECUC_EcuM_00131 :</b>
<b>Container Name</b>	EcuMSleepMode
<b>Description</b>	<p>These containers describe the configured sleep modes.</p> <p>The names of these containers specify the symbolic names of the different sleep modes.</p>
<b>Configuration Parameters</b>	

<b>SWS Item</b>	<b>ECUC_EcuM_00132 :</b>		
<b>Name</b>	EcuMSleepModeId		
<b>Description</b>	This ID identifies this sleep mode in services like EcuM_SelectShutdownTarget.		
<b>Multiplicity</b>	1		
<b>Type</b>	EcucIntegerParamDef (Symbolic Name generated for this parameter)		
<b>Range</b>	0 .. 255		
<b>Default value</b>	--		
<b>ConfigurationClass</b>	<i>Pre-compile time</i>	X	VARIANT-POST-BUILD
	<i>Link time</i>	--	
	<i>Post-build time</i>	--	
<b>Scope / Dependency</b>	scope: ECU		

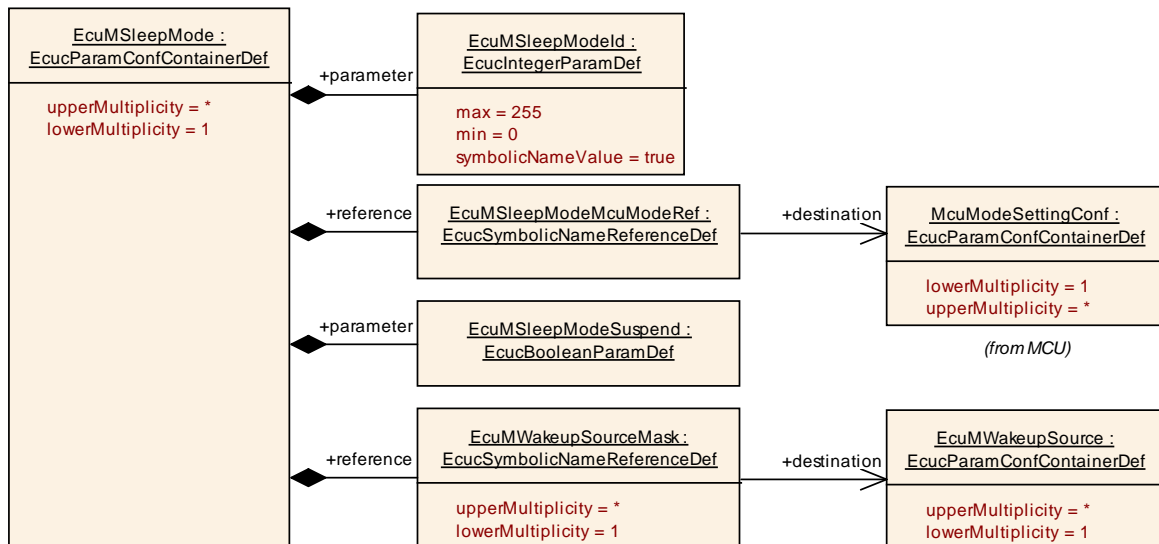
<b>SWS Item</b>	<b>ECUC_EcuM_00136 :</b>		
<b>Name</b>	EcuMSleepModeSuspend		
<b>Description</b>	Flag, which is set true, if the CPU is suspended, halted, or powered off in the sleep mode. If the CPU keeps running in this sleep mode, then this flag must be set to false.		
<b>Multiplicity</b>	1		
<b>Type</b>	EcucBooleanParamDef		
<b>Default value</b>	--		
<b>ConfigurationClass</b>	<i>Pre-compile time</i>	X	VARIANT-POST-BUILD

	<b>Link time</b>	--	
	<b>Post-build time</b>	--	
<b>Scope / Dependency</b>	scope: local		

<b>SWS Item</b>	<b>ECUC_EcuM_00133 :</b>		
<b>Name</b>	EcuMSleepModeMcuModeRef {SleepModeConfiguration}		
<b>Description</b>	This parameter is a reference to the corresponding MCU mode for this sleep mode.		
<b>Multiplicity</b>	1		
<b>Type</b>	Symbolic name reference to [ McuModeSettingConf ]		
<b>ConfigurationClass</b>	<b>Pre-compile time</b>	X	VARIANT-POST-BUILD
	<b>Link time</b>	--	
	<b>Post-build time</b>	--	
<b>Scope / Dependency</b>	scope: local		

<b>SWS Item</b>	<b>ECUC_EcuM_00152 :</b>		
<b>Name</b>	EcuMWakeupSourceMask		
<b>Description</b>	These parameters are references to the wakeup sources that shall be enabled for this sleep mode.		
<b>Multiplicity</b>	1..*		
<b>Type</b>	Symbolic name reference to [ EcuMWakeupSource ]		
<b>ConfigurationClass</b>	<b>Pre-compile time</b>	X	VARIANT-POST-BUILD
	<b>Link time</b>	--	
	<b>Post-build time</b>	--	
<b>Scope / Dependency</b>	scope: local		

**No Included Containers**



**Figure 51 – EcuM Sleep Mode**

**10.4.16 EcuMWakeupSource**

<b>SWS Item</b>	<b>ECUC_EcuM_00150 :</b>
<b>Container Name</b>	EcuMWakeupSource{EcuM_WakupSource}
<b>Description</b>	These containers describe the configured wakeup sources.
<b>Configuration Parameters</b>	

<b>SWS Item</b>	<b>ECUC_EcuM_00208 :</b>		
<b>Name</b>	EcuMCheckWakeupTimeout		
<b>Description</b>	This Parameter is the initial Value for the Time of the EcuM to delay shut down of the ECU if the check of the Wakeup Source is done asynchronously (CheckWakeupTimer). The unit is in seconds.		
<b>Multiplicity</b>	0..1		
<b>Type</b>	EcucFloatParamDef		
<b>Range</b>	0 .. 10		
<b>Default value</b>	0		
<b>ConfigurationClass</b>	<b>Pre-compile time</b>	X	All Variants
	<b>Link time</b>	--	
	<b>Post-build time</b>	--	
<b>Scope / Dependency</b>	scope: local		

<b>SWS Item</b>	<b>ECUC_EcuM_00148 :</b>		
<b>Name</b>	EcuMValidationTimeout {ValidationTimeout}		
<b>Description</b>	The validation timeout (period for which the ECU State Manager will wait for the validation of a wakeup event) can be defined for each wakeup source independently. The timeout is specified in seconds. When the timeout is not instantiated, there is no validation routine and the ECU Manager shall not validate the wakeup source.		
<b>Multiplicity</b>	0..1		
<b>Type</b>	EcucFloatParamDef		
<b>Range</b>	0 .. INF		
<b>Default value</b>	--		
<b>ConfigurationClass</b>	<b>Pre-compile time</b>	X	VARIANT-POST-BUILD
	<b>Link time</b>	--	
	<b>Post-build time</b>	--	
<b>Scope / Dependency</b>	scope: local		

<b>SWS Item</b>	<b>ECUC_EcuM_00151 :</b>		
<b>Name</b>	EcuMWakeupSourceId {WakeupSourceName}		
<b>Description</b>	This parameter defines the identifier of this wakeup source.		
<b>Multiplicity</b>	1		
<b>Type</b>	EcucIntegerParamDef (Symbolic Name generated for this parameter)		
<b>Range</b>	0 .. 31		
<b>Default value</b>	--		
<b>ConfigurationClass</b>	<b>Pre-compile time</b>	X	VARIANT-POST-BUILD
	<b>Link time</b>	--	
	<b>Post-build time</b>	--	
<b>Scope / Dependency</b>	scope: ECU		

<b>SWS Item</b>	<b>ECUC_EcuM_00153 :</b>		
<b>Name</b>	EcuMWakeupSourcePolling		
<b>Description</b>	This parameter describes if the wakeup source needs polling.		
<b>Multiplicity</b>	1		
<b>Type</b>	EcucBooleanParamDef		
<b>Default value</b>	--		
<b>ConfigurationClass</b>	<b>Pre-compile time</b>	X	VARIANT-POST-BUILD
	<b>Link time</b>	--	
	<b>Post-build time</b>	--	
<b>Scope / Dependency</b>	scope: local		

<b>SWS Item</b>	<b>ECUC_EcuM_00101 :</b>		
<b>Name</b>	EcuMComMChannelRef {ComChannel}		
<b>Description</b>	This parameter is a reference to a Network (channel) defined in the Communication Manager. No reference indicates that the wakeup source is not a communication channel.		
<b>Multiplicity</b>	0..1		
<b>Type</b>	Symbolic name reference to [ ComMChannel ]		
<b>ConfigurationClass</b>	<b>Pre-compile time</b>	X	VARIANT-POST-BUILD
	<b>Link time</b>	--	
	<b>Post-build time</b>	--	
<b>Scope / Dependency</b>	scope: local		

<b>SWS Item</b>	<b>ECUC_EcuM_00128 :</b>		
<b>Name</b>	EcuMResetReasonRef {ResetReason}		
<b>Description</b>	This parameter describes the mapping of reset reasons detected by the MCU driver into wakeup sources.		
<b>Multiplicity</b>	0..*		
<b>Type</b>	Symbolic name reference to [ McuResetReasonConf ]		
<b>ConfigurationClass</b>	<b>Pre-compile time</b>	X	VARIANT-POST-BUILD
	<b>Link time</b>	--	
	<b>Post-build time</b>	--	
<b>Scope / Dependency</b>	scope: local		

<b>No Included Containers</b>
-------------------------------

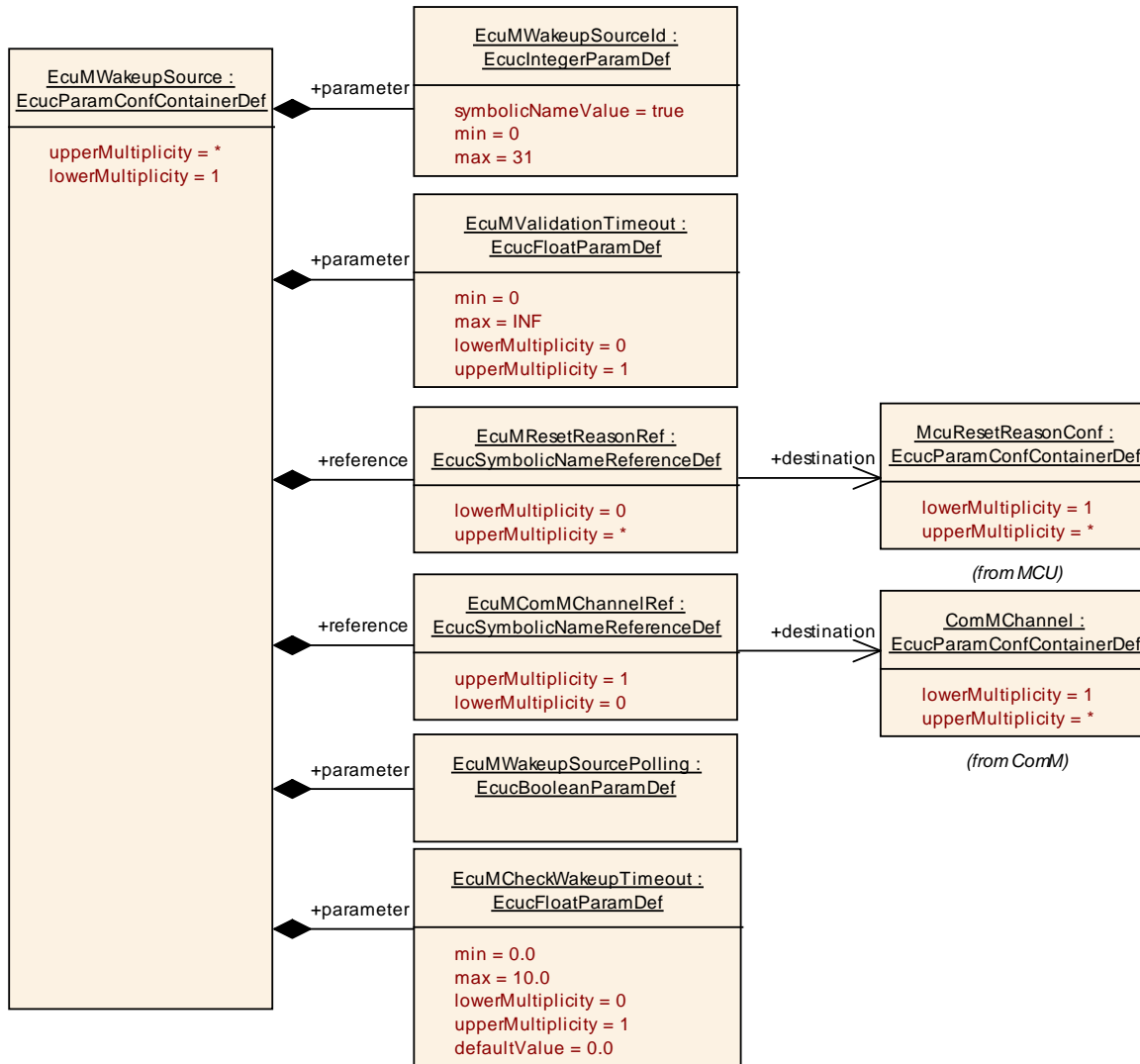


Figure 52 – EcuM Wakeup Source

10.4.17 EcuMFixedUserConfig

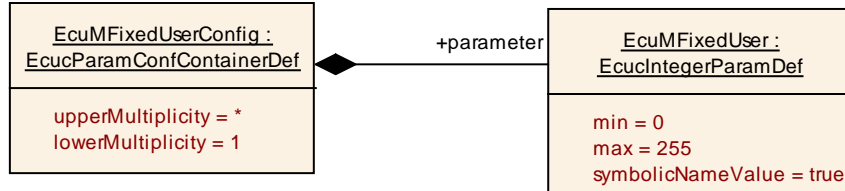
<b>SWS Item</b>	<b>ECUC_EcuM_00147 :</b>	
<b>Container Name</b>	EcuMFixedUserConfig{EcuM_Fixed_User}	
<b>Description</b>	These containers describe the identifiers that are needed to refer to a software component or another appropriate entity in the system which is designated to request the RUN state. Application requestors refer to entities above RTE, system requestors to entities below RTE (e.g. Communication Manager).	
<b>Configuration Parameters</b>		

<b>SWS Item</b>	<b>ECUC_EcuM_00202 :</b>	
<b>Name</b>	EcuMFixedUser {User}	
<b>Description</b>	Parameter used to identify one user.	
<b>Multiplicity</b>	1	
<b>Type</b>	EcucIntegerParamDef (Symbolic Name generated for this parameter)	
<b>Range</b>	0 .. 255	
<b>Default value</b>	--	
<b>ConfigurationClass</b>	<b>Pre-compile time</b>	X VARIANT-POST-BUILD



	<b>Link time</b>	--	
	<b>Post-build time</b>	--	
<b>Scope / Dependency</b>	scope: local		

**No Included Containers**



**Figure 53 – EcuM Fixed User Config**

**10.4.18 EcuMDriverRestartList**

<b>SWS Item</b>	<b>ECUC_EcuM_00115 :</b>
<b>Container Name</b>	EcuMDriverRestartList
<b>Description</b>	List of module IDs.
<b>Configuration Parameters</b>	

<b>Included Containers</b>		
<b>Container Name</b>	<b>Multiplicity</b>	<b>Scope / Dependency</b>
EcuMDriverInittItem	1..*	These containers describe the entries in a driver init list.

**10.4.19 EcuMTTII**

<b>SWS Item</b>	<b>ECUC_EcuM_00143 :</b>
<b>Container Name</b>	EcuMTTII
<b>Description</b>	These containers describe the structures and the following configuration items describe its elements. These structures are concatenated to build a list as indicated by Figure 27 - Configuration Container Diagram. The list must contain at least one element when ECUM_TTII_ENABLED is set to true.
<b>Configuration Parameters</b>	

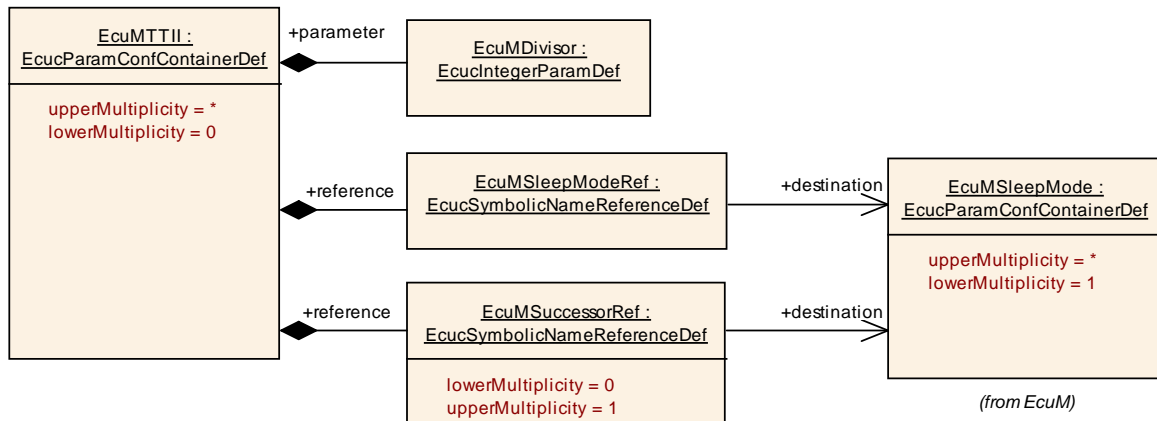
<b>SWS Item</b>	<b>ECUC_EcuM_00109 :</b>		
<b>Name</b>	EcuMDivisor {Divisor}		
<b>Description</b>	This parameter defines the divisor preload value.		
<b>Multiplicity</b>	1		
<b>Type</b>	EcuIntegerParamDef		
<b>Range</b>	0 ..		
	18446744073709551615		
<b>Default value</b>	--		
<b>ConfigurationClass</b>	<b>Pre-compile time</b>	X	VARIANT-POST-BUILD
	<b>Link time</b>	--	
	<b>Post-build time</b>	--	
<b>Scope / Dependency</b>	scope: local		

<b>SWS Item</b>	<b>ECUC_EcuM_00135 :</b>
-----------------	--------------------------

<b>Name</b>	EcuMSleepModeRef		
<b>Description</b>	This configuration parameter is a reference to a configured sleep mode that is used for TTII.		
<b>Multiplicity</b>	1		
<b>Type</b>	Symbolic name reference to [ EcuMSleepMode ]		
<b>ConfigurationClass</b>	<b>Pre-compile time</b>	X	VARIANT-POST-BUILD
	<b>Link time</b>	--	
	<b>Post-build time</b>	--	
<b>Scope / Dependency</b>	scope: local		

<b>SWS Item</b>	<b>ECUC_EcuM_00141 :</b>		
<b>Name</b>	EcuMSuccessorRef {Successor}		
<b>Description</b>	This parameter is a reference to the next sleep mode in the TTII protocol.		
<b>Multiplicity</b>	0..1		
<b>Type</b>	Symbolic name reference to [ EcuMSleepMode ]		
<b>ConfigurationClass</b>	<b>Pre-compile time</b>	X	VARIANT-POST-BUILD
	<b>Link time</b>	--	
	<b>Post-build time</b>	--	
<b>Scope / Dependency</b>	scope: local		

**No Included Containers**

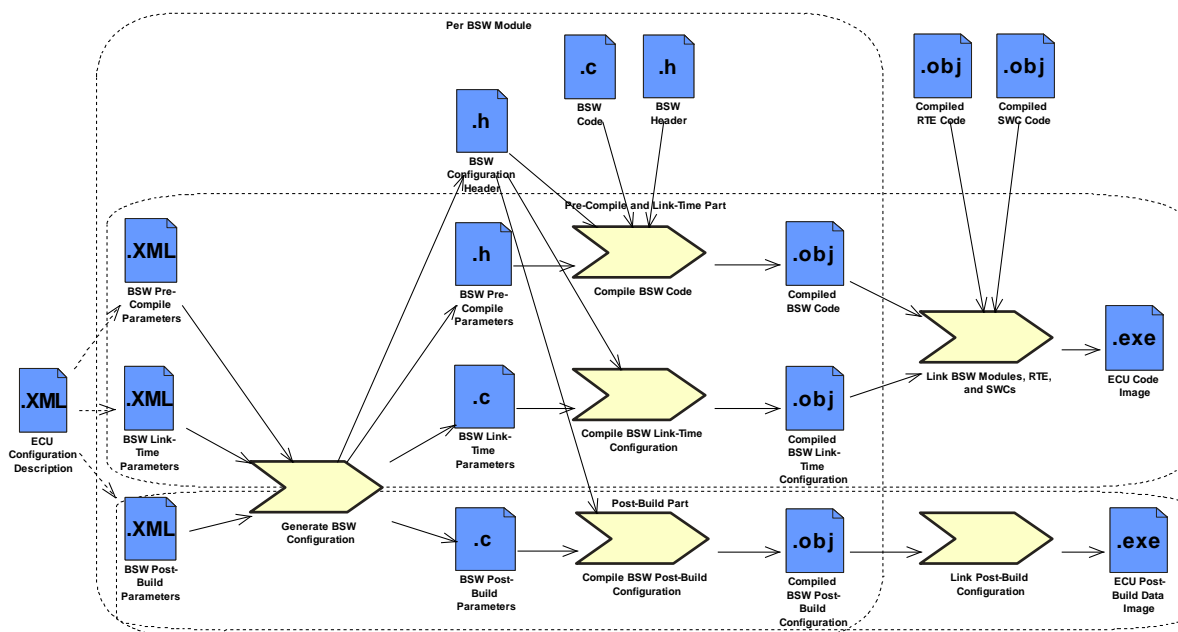


**Figure 54 – EcuM TTII**

## 10.5 Checking Configuration Consistency

### 10.5.1 The Necessity for Checking Configuration Consistency

In an AUTOSAR ECU several configuration parameters are set and put into the ECU at different times. Pre-compile parameters are set, put into the generated source code and compiled into object code. When the source code has been compiled, link-time parameters are set, compiled, and linked with the previously configured object code into an image that is put into the ECU. Finally, post-build parameters are set, compiled, linked, and put into the ECU at a different time. All these parameters must match to obtain a stable ECU.



**Figure 55 – BSW Configuration Steps**

Checking consistency of parameters at configuration time can be done within the configuration tool itself. At compilation time, parameter errors may be detected by the compiler and at link time, the linker may find additional errors. Unfortunately, finding configuration errors in post-build parameters is very difficult. This can only be achieved at run-time by checking that

- the pre-compile and link-time parameter settings used when compiling the code are exactly the same as
- the pre-compile and link-time parameter settings used when configuring and compiling the post-build parameters.

This can only be done at run-time.

**[SWS\_EcuM\_02796]** [To avoid multiple checks scattered over the different BSW modules, the ECU State Manager Fixed module shall check the consistency once before initializing the first BSW module. This also implies that the ECU State

Manager Fixed module must not only check the consistency of its own parameters but of all post-build configurable BSW modules. ⌋()

The ECU configuration tool shall compute a hash value over all pre-compile and link-time configuration parameters of all BSW modules and put that into the link-time configuration parameter *ECUM\_CONFIGCONSISTENCY\_HASH*. The hash value is necessary for two reasons. First, the pre-compile and link-time parameters are not accessible anymore at run-time. Second, the check must be very efficient at run-time. Comparing hundreds of parameters would cause an unacceptable delay in the ECU startup process.

**[SWS\_EcuM\_02798]** ⌈The ECU State Manager Fixed module configuration tool shall put the current value of the configuration parameter *ECUM\_CONFIGCONSISTENCY\_HASH* into a field in the *EcuM\_ConfigType* structure, which contains the root of all post-build configuration parameters. The ECU State Manager Fixed module shall check in *EcuM\_Init* that the field in the structure is equal to the value of *ECUM\_CONFIGCONSISTENCY\_HASH*. ⌋()

By computing both hash values at configuration time and comparing them at run-time the code of the ECU State Manager Fixed module becomes very efficient and independent of a certain hash computation algorithm. This allows for the use of complex hash computation algorithms, e.g. cryptographically strong hash functions.

Note that the same hash algorithm can be used to produce the value for the post-build configuration identifier in the *EcuM\_ConfigType* structure. Then the hash algorithm is applied to the post-build parameters instead of the pre-compile and link-time parameters.

The used hash computation algorithm shall always produce the same hash value for the same set of configuration data, regardless of the order of configuration parameters in the XML files.

### 10.5.2 Example Hash Computation Algorithm

Note: This chapter is non-normative. It describes one possible way of computing hash values.

A simple CRC over the values of configuration parameters will not serve as a good hash algorithm. It only detects global changes, e.g. one parameter has changed from 1 to 2. But if another parameter changed from 2 to 1, the CRC might stay the same.

Additionally, not only the values of the configuration parameters but also their names must be taken into account in the hash algorithm. One possibility is to build a text file that contains the names of the configuration parameters and containers, separate them from the values using a delimiter, e.g. a colon, and putting each parameter as a line into a text file. For the above Watchdog Manager example only one parameter will be included because only this one is pre-compile configured. The text file would then contain the line:

```
/WdgMConfiguration/WdgM_Trigger/WDGM_NUMBER_OF_WATCHDOG_INSTANCES:2
```

If there are multiple containers of the same type, each container name can be appended with a number, e.g. “\_0”, “\_1” and so on.

To make the hash value independent of the order in which the parameters are written into the text file, the lines in the file must now be sorted lexicographically.

Finally, a cryptographically strong hash function, e.g. MD5, can be run on the text file to produce the hash value. These hash functions produce completely different hash values for slightly changed input files.