

Document Title	Standardization Template
Document Owner	AUTOSAR
Document Responsibility	AUTOSAR
Document Identification No	535

Document Status	published
Part of AUTOSAR Standard	Foundation
Part of Standard Release	R24-11

Document Change History			
Date	Release	Changed by	Description
2024-11-27	R24-11	AUTOSAR Release Management	<ul style="list-style-type: none"> • Obsolete categories of traceable removed in TPS_STDT_00098
2023-11-23	R23-11	AUTOSAR Release Management	<ul style="list-style-type: none"> • Add chapter on AUTOSAR Imposition Times • Remove SAFEX traceable item category • Various editorial changes
2022-11-24	R22-11	AUTOSAR Release Management	<ul style="list-style-type: none"> • Advisory item • Sentence pattern • Extension of namePattern for platform
2021-11-25	R21-11	AUTOSAR Release Management	<ul style="list-style-type: none"> • update life cycle states • improve traceability to RS document
2020-11-30	R20-11	AUTOSAR Release Management	<ul style="list-style-type: none"> • introduce advisory markup • editorial changes • Migration of document to standard FO
2019-11-28	R19-11	AUTOSAR Release Management	<ul style="list-style-type: none"> • harmonize the use of BlueprintCondition, FormalBlueprintGenerator • editorial changes • changed Document Status from Final to published





2018-10-31	4.4.0	AUTOSAR Release Management	<ul style="list-style-type: none"> • uptraces wrt. life cycles • include ARML relevant parts • harmonize Blueprint parts
2017-12-08	4.3.1	AUTOSAR Release Management	<ul style="list-style-type: none"> • editorial changes
2016-11-30	4.3.0	AUTOSAR Release Management	<ul style="list-style-type: none"> • extend Blueprintables • update specification levels • convert constraints in specification items • introduction of platform based document structure • introduction of Profiles for Data Exchange Points
2015-07-31	4.2.2	AUTOSAR Release Management	<ul style="list-style-type: none"> • introduction of LifeCycleState for constraint and specification items • editorial changes
2014-10-31	4.2.1	AUTOSAR Release Management	<ul style="list-style-type: none"> • introduction of Blueprint Policy • include safety extension relevant items • extension of acceptance test items
2014-03-31	4.1.3	AUTOSAR Release Management	<ul style="list-style-type: none"> • editorial changes including tagged specification items • update content of specification levels
2013-10-31	4.1.2	AUTOSAR Release Management	<ul style="list-style-type: none"> • editorial changes including tagged specification items • extension of blueprinting to further AUTOSAR classes
2013-03-15	4.1.1	AUTOSAR Administration	<ul style="list-style-type: none"> • editorial changes including tagged specification items • extension of blueprinting to further AUTOSAR classes (e.g. build action manifest) • introduction of life cycle support • improvement of document traceability • refinement of traceability support



△

2011-12-22	4.0.3	AUTOSAR Administration	• Initial Release
------------	-------	---------------------------	-------------------

Disclaimer

This work (specification and/or software implementation) and the material contained in it, as released by AUTOSAR, is for the purpose of information only. AUTOSAR and the companies that have contributed to it shall not be liable for any use of the work.

The material contained in this work is protected by copyright and other types of intellectual property rights. The commercial exploitation of the material contained in this work requires a license to such intellectual property rights.

This work may be utilized or reproduced without any modification, in any form or by any means, for informational purposes only. For any other purpose, no part of the work may be utilized or reproduced, in any form or by any means, without permission in writing from the publisher.

The work has been developed for automotive applications only. It has neither been developed, nor tested for non-automotive applications.

The word AUTOSAR and the AUTOSAR logo are registered trademarks.

Contents

1	Introduction	13
1.1	Document Conventions	13
2	AUTOSAR Documentation Model	15
2.1	Document Types	15
2.2	Document Relations	15
2.3	Document Placement	16
2.4	Document Traceable Items	16
2.4.1	Specification Item	17
2.4.2	Model Constraint	18
2.4.3	Software Constraint	18
2.4.4	Model Advisory	19
2.4.5	Imposition Time of a Model Constraint/Model Advisory	20
2.4.6	Requirement	20
2.4.6.1	Phrasing convention	22
2.4.7	Applicability of Requirements	24
2.4.8	Meta-classes supporting Traceable Items	25
2.4.8.1	TraceableText/TraceableTable	25
2.4.8.2	StructuredReq	27
2.5	Tracing Levels	27
2.6	Naming convention of standardized files	28
3	Life Cycle of AUTOSAR Definitions	29
3.1	Life Cycle State vs Tracing Levels	30
4	Blueprints	31
4.1	The Principles of Blueprints	31
4.1.1	Abstract pattern for Blueprints	32
4.1.2	Mapping of Blueprints to blueprinted Elements	36
4.1.3	General Rules for Compliance of blueprint and blueprinted element	38
4.1.4	Applicable patterns to define attributes when deriving objects from blueprints	46
4.1.5	Name Patterns	46
4.1.6	Blueprint Formula	51
4.1.7	Ecu Configuration Parameters and Blueprints	53
4.2	Blueprintables defined in AUTOSAR Meta Model	53
4.2.1	Blueprinting AccessControl	53
4.2.2	Blueprinting AliasNameSet	53
4.2.3	Blueprinting ApplicationDataType	54
4.2.4	Blueprinting ARPackage	54
4.2.5	Blueprinting BswModuleDescription	54
4.2.6	Blueprinting BswModuleEntry	55
4.2.7	Blueprinting BswEntryRelationshipSet	55

4.2.8	Blueprinting BuildActionManifest	57
4.2.9	Blueprinting CompuMethod	57
4.2.10	Blueprinting ConsistencyNeeds	58
4.2.11	Blueprinting DataConstr	61
4.2.12	Blueprinting DataTypeMappingSet	61
4.2.13	Blueprinting EcucDefinitionCollection	62
4.2.14	Blueprinting EcucModuleDef	62
4.2.15	Blueprinting FlatMap	62
4.2.16	Blueprinting ImplementationDataType	62
4.2.17	Blueprinting KeywordSet	63
4.2.18	Blueprinting LifeCycleStateDefinitionGroups and LifeCycleStates	63
4.2.19	Blueprinting ModeDeclarationGroup	63
4.2.20	Blueprinting PortPrototype	63
4.2.21	Blueprinting PortInterface	68
4.2.22	Blueprinting PortInterfaceMapping and PortInterfaceMappingSet	69
4.2.23	Blueprinting SwBaseType	71
4.2.24	Blueprinting SwComponentType	71
4.2.25	Blueprinting SwAddrMethods	71
4.2.26	Blueprinting VfbTiming	71
4.2.26.1	Example	72
4.2.27	Blueprinting ClientServerInterfaceToBswModuleEntry-BlueprintMapping	74
4.3	Deriving from AUTOSAR-provided Blueprints	77
5	Keywords	78
6	Data Exchange Points	80
6.1	Overview	80
6.2	General Patterns	83
6.2.1	Top Level Data Structure	83
6.2.2	Referencing Standardized Specification Elements	88
6.2.3	Referencing Custom Specification Elements	90
6.2.4	Scoping of Specification Elements	91
6.2.5	Tailoring of Data Format Elements	92
6.2.6	Effective vs. Serialized Profile	98
6.2.7	Documentation of Rationales	98
6.2.8	Validation Semantics	100
6.3	Scoping of Specifications	103
6.3.1	Addition Constraints	106
6.4	Tailoring of Data Format Elements	106
6.4.1	Tailoring of Classes	107
6.4.1.1	Description	107
6.4.1.2	Additional Constraints	114
6.4.1.3	Additional Validation Semantics for Reachable Elements	115

6.4.2	Tailoring of Attributes	117
6.4.2.1	Description	117
6.4.2.2	Additional Constraints	118
6.4.2.3	Additional Validation Semantics for Reachable Elements	119
6.4.3	Tailoring of Primitive Attributes	120
6.4.3.1	Description	120
6.4.3.2	Additional Constraints	121
6.4.3.3	Additional Validation Semantics for Reachable Elements	122
6.4.4	Tailoring of Aggregations	122
6.4.4.1	Description	122
6.4.4.2	Additional Constraints	123
6.4.4.3	Additional Validation Semantics for Reachable Elements	123
6.4.5	Tailoring of References	124
6.4.5.1	Description	124
6.4.5.2	Additional Constraints	125
6.4.5.3	Additional Validation Semantics for Reachable Elements	125
6.4.6	Tailoring of Constraints	126
6.4.6.1	Description	126
6.4.6.2	Additional Constraints	126
6.4.6.3	Additional Validation Semantics for Reachable Elements	127
6.4.7	Tailoring of Special Data Groups	127
6.4.7.1	Description	127
6.4.7.2	Additional Constraints	128
6.4.7.3	Additional Validation Semantics for Reachable Elements	129
6.4.8	Description of Special Data Group Definitions	129
6.4.9	Description of Custom Constraints	130
6.4.9.1	Description	130
6.4.9.2	Additional Constraints	130
6.4.9.3	Additional Validation Semantics for Reachable Elements	130
6.5	Default Values in Profiles of Data Exchange Point	130
6.5.1	Default Values in <code>SpecificationScope</code>	131
6.5.2	Default Values in <code>DataFormatTailoring</code>	131
6.6	Compatibility	137
6.6.1	Compatibility of <code>Baseline</code>	139
6.6.2	Compatibility of <code>SpecificationScope</code>	140
6.6.3	Compatibility of <code>DataFormatTailoring</code>	141
A	Reference Material	146
A.1	Requirements Tracing	146

B	ARXML Listings	151
B.1	Example Blueprints	151
B.1.1	Blueprints of <code>PortInterfaceMapping</code>	151
B.1.2	Blueprints of <code>VfbTiming</code>	153
B.2	Example Keyword ARXMLs	154
B.2.1	Example ARXML for <code>Keywords</code>	154
B.2.2	Example ARXML for Stem Relation of <code>Keywords</code>	154
B.2.3	Example for <code>BlueprintPolicyNotModifiable</code>	155
B.2.4	Example for <code>BlueprintPolicyList</code>	155
B.2.5	Example for <code>BlueprintPolicySingle</code>	155
B.3	Example Profiles of Data Exchange Points	157
B.3.1	Referencing Specification Elements	157
B.3.2	Class Tailoring With <code>MultiplicityRestrictions</code> and <code>ValueRestrictions</code>	159
B.3.3	Class Tailoring With Global and Local <code>MultiplicityRestrictions</code>	160
B.3.4	Class Tailoring That Depends On the Using Role	162
B.3.5	Class Tailoring That Depends On the Value of an Attribute	163
B.3.6	Class Tailoring That Depends on Existence of Attribute	165
C	Mentioned Class Tables	167
D	Variation Points in this Template	231
E	Change History	232
E.1	Change History of this document according to AUTOSAR Release R4.3.0	232
E.1.1	Added Specification Items in 4.3.0	232
E.1.2	Changed Specification Items in 4.3.0	234
E.1.3	Deleted Specification Items in 4.3.0	234
E.1.4	Added Constraints in 4.3.0	235
E.1.5	Changed Constraints in 4.3.0	235
E.1.6	Deleted Constraints in 4.3.0	235
E.2	Change History of this document according to AUTOSAR Release R4.3.1	236
E.2.1	Added Specification Items in 4.3.1	236
E.2.2	Changed Specification Items in 4.3.1	236
E.2.3	Deleted Specification Items in 4.3.1	236
E.2.4	Added Constraints in 4.3.1	236
E.2.5	Changed Constraints in 4.3.1	236
E.2.6	Deleted Constraints in 4.3.1	236
E.3	Change History of this document according to AUTOSAR Release R4.4.0	237
E.3.1	Added Specification Items in 4.4.0	237
E.3.2	Changed Specification Items in 4.4.0	237
E.3.3	Deleted Specification Items in 4.4.0	237
E.3.4	Added Constraints in 4.4.0	237
E.3.5	Changed Constraints in 4.4.0	238
E.3.6	Deleted Constraints in 4.4.0	238

E.4	Change History of this document according to AUTOSAR Release R19-11	238
E.4.1	Added Specification Items in 19-11	238
E.4.2	Changed Specification Items in 19-11	238
E.4.3	Deleted Specification Items in 19-11	238
E.4.4	Added Constraints in 19-11	239
E.4.5	Changed Constraints in 19-11	239
E.4.6	Deleted Constraints in 19-11	239
E.5	Change History of this document according to AUTOSAR Release R20-11	239
E.5.1	Added Specification Items in R20-11	239
E.5.2	Changed Specification Items in R20-11	239
E.5.3	Deleted Specification Items in R20-11	239
E.5.4	Added Constraints in R20-11	239
E.5.5	Changed Constraints in R20-11	240
E.5.6	Deleted Constraints in R20-11	240
E.6	Change History of this document according to AUTOSAR Release R21-11	240
E.6.1	Added Specification Items in R21-11	240
E.6.2	Changed Specification Items in R21-11	240
E.6.3	Deleted Specification Items in R21-11	240
E.6.4	Added Constraints in R21-11	241
E.6.5	Changed Constraints in R21-11	241
E.6.6	Deleted Constraints in R21-11	241
E.7	Change History of this document according to AUTOSAR Release R22-11	241
E.7.1	Added Specification Items in R22-11	241
E.7.2	Changed Specification Items in R22-11	241
E.7.3	Deleted Specification Items in R22-11	241
E.7.4	Added Constraints in R22-11	242
E.7.5	Changed Constraints in R22-11	242
E.7.6	Deleted Constraints in R22-11	242
E.8	Change History of this document according to AUTOSAR Release R23-11	242
E.8.1	Added Specification Items in R23-11	242
E.8.2	Changed Specification Items in R23-11	242
E.8.3	Deleted Specification Items in R23-11	243
E.8.4	Added Constraints in R23-11	243
E.8.5	Changed Constraints in R23-11	243
E.8.6	Deleted Constraints in R23-11	243
E.9	Change History of this document according to AUTOSAR Release R24-11	244
E.9.1	Added Specification Items in R24-11	244
E.9.2	Changed Specification Items in R24-11	244
E.9.3	Deleted Specification Items in R24-11	244
E.9.4	Added Constraints in R24-11	244

E.9.5	Changed Constraints in R24-11	244
E.9.6	Deleted Constraints in R24-11	245

References

- [1] Generic Structure Template
AUTOSAR_FO_TPS_GenericStructureTemplate
- [2] Predefined Names in AUTOSAR
AUTOSAR_FO_TR_PredefinedNames
- [3] General Specification of Basic Software Modules
AUTOSAR_CP_SWS_BSWGeneral
- [4] XML Path language (XPath)
<http://www.w3.org/TR/xpath/>
- [5] ANTLR parser generator V3
<http://www.antlr.org>
- [6] Specification of ECU Configuration
AUTOSAR_CP_TPS_ECUConfiguration
- [7] Modeling and Naming Aspects for Documentation, Measurement, and Calibration
AUTOSAR_CP_TR_AIMeasurementCalibrationDiagnostics
- [8] Software Component Template
AUTOSAR_CP_TPS_SoftwareComponentTemplate
- [9] XML Specification of Application Interfaces
AUTOSAR_CP_MOD_AISpecification
- [10] Specification of Timing Extensions for Classic Platform
AUTOSAR_CP_TPS_TimingExtensions
- [11] Explanation of Application Interfaces of the Powertrain Engine Domain
AUTOSAR_CP_EXP_AIPowertrain
- [12] Specification of Platform Types for Classic Platform
AUTOSAR_CP_SWS_PlatformTypes
- [13] SW-C and System Modeling Guide
AUTOSAR_CP_TR_SWCModelingGuide
- [14] Specification of CRC Routines
AUTOSAR_CP_SWS_CRCLibrary
- [15] Methodology for Classic Platform
AUTOSAR_CP_TR_Methodology
- [16] Meta Model
AUTOSAR_FO_MMOD_MetaModel
- [17] Meta Model-generated XML Schema
AUTOSAR_FO_MMOD_XMLSchema

- [18] AUTOSAR XML Schema Production Rules
AUTOSAR_FO_TPS_XMLSchemaProductionRules
- [19] Requirements on Standardization Template
AUTOSAR_FO_RS_StandardizationTemplate

1 Introduction

The document describes all aspects related to published AUTOSAR documents. The types of documents and their usage; how to read them; the usage of the AUTOSAR meta-model for AUTOSAR documentation and in particular tracing between and withing AUTOSAR documents.

1.1 Document Conventions

Technical terms are typeset in mono spaced font, e.g. `PortPrototype`. As a general rule, plural forms of technical terms are created by adding "s" to the singular form, e.g. `PortPrototypes`. By this means the document resembles terminology used in the AUTOSAR XML Schema.

This document contains constraints in textual form that are distinguished from the rest of the text by a unique numerical constraint ID, a headline, and the actual constraint text starting after the `[` character and terminated by the `]` character.

The purpose of these constraints is to literally constrain the interpretation of the AUTOSAR meta-model such that it is possible to detect violations of the standardized behavior implemented in an instance of the meta-model (i.e. on M1 level).

Makers of AUTOSAR tools are encouraged to add the numerical ID of a constraint that corresponds to an M1 modeling issue as part of the diagnostic message issued by the tool.

The attributes of the classes introduced in this document are listed in form of class tables. They have the form shown in the example of the top-level element AUTOSAR:

Please note that constraints are not supposed to be enforceable at any given time in an AUTOSAR workflow. During the development of a model, constraints may legitimately be violated because an incomplete model will obviously show inconsistencies.

However, at specific points in the workflow, constraints shall be enforced as a safeguard against misconfiguration.

The points in the workflow where constraints shall be enforced, sometimes also known as the "binding time" of the constraint, are different for each model category, e.g. on the classic platform, the constraints defined for software-components are typically enforced prior to the generation of the RTE while the constraints against the definition of an Ecu extract shall be applied when the Ecu configuration for the Com stack is created.

For each document, possible binding times of constraints are defined and the binding times are typically mentioned in the constraint themselves to give a proper orientation for implementers of AUTOSAR authoring tools.

Let `AUTOSAR` be an example of a typical class table. The first rows in the table have the following meaning:

Class: The name of the class as defined in the UML model.

Package: The UML package the class is defined in. This is only listed to help locating the class in the overall meta model.

Note: The comment the modeler gave for the class (class note). Stereotypes and UML tags of the class are also denoted here.

Base Classes: If applicable, the list of direct base classes.

The headers in the table have the following meaning:

Attribute: The name of an attribute of the class. Note that AUTOSAR does not distinguish between class attributes and owned association ends.

Type: The type of an attribute of the class.

Mul.: The assigned multiplicity of the attribute, i.e. how many instances of the given data type are associated with the attribute.

Kind: Specifies, whether the attribute is aggregated in the class (`aggr` aggregation), an UML attribute in the class (`attr` primitive attribute), or just referenced by it (`ref` reference). Instance references are also indicated (`iref` instance reference) in this field.

Note: The comment the modeler gave for the class attribute (role note). Stereotypes and UML tags of the class are also denoted here.

Please note that the chapters that start with a letter instead of a numerical value represent the appendix of the document. The purpose of the appendix is to support the explanation of certain aspects of the document and does not represent binding conventions of the standard.

2 AUTOSAR Documentation Model

AUTOSAR artifacts (i.e. documents and software models) have differing levels of technical specification. The "depth" of specification ranges from high-level documents elaborating technical aspects: e.g. EXP, TR down to fine-grained / high-detail specification of specific technical aspects: e.g. SWS, TPS, PRS.

2.1 Document Types

The list of document types is specified in [TR_PDN_00002]. Note: for BW-C reasons, obsolete/internal document types are currently shown in *that* table. From the list: EXP, TR, RS, ASWS, SWS, PRS, TPS are actual document types. Artifact types: MOD, MMOD, SRC are not strict documents but are published by AUTOSAR.

2.2 Document Relations

In 2.1 it is shown the high-level relation between the AUTOSAR document types.

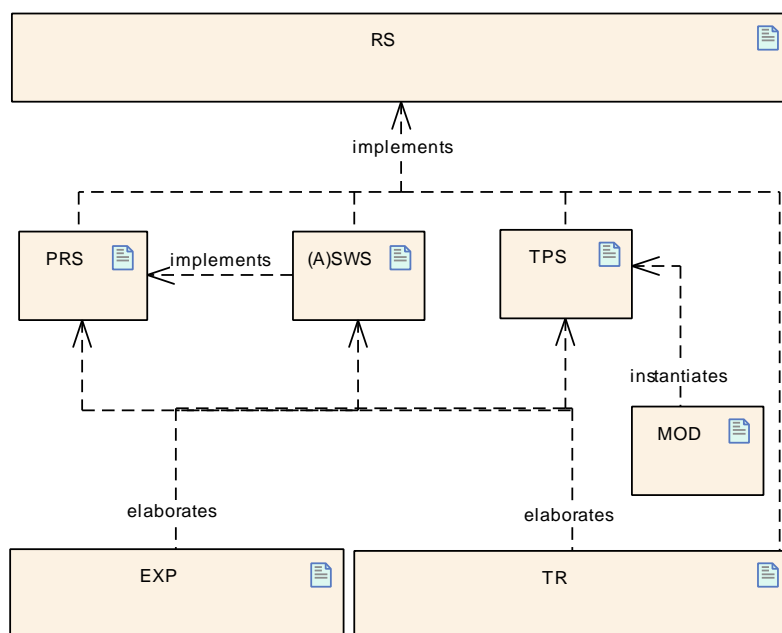


Figure 2.1: AUTOSAR Document Relations

In general the relations are:

- «implements»: a PRS, (A)SWS, TPS implement requirements from a RS; an SWS implements specification items from a PRS
- «elaborates»: a TR, EXP further explain or further extend technical content from another specification

- «instantiates»: an (M1) MOD instantiates a (M2) TPS (model) (see chapter "The AUTOSAR meta-model hierarchy" in [1])

Tracing relations between documents are elaborated in chapter 2.5.

2.3 Document Placement

Documents are released in one of the given standards. Note: AUTOSAR has 3 standards: (AP, CP, FO) and 2 platforms: (AP, CP). Figure 2.1 shows the placement of an AUTOSAR document in a respective standard.

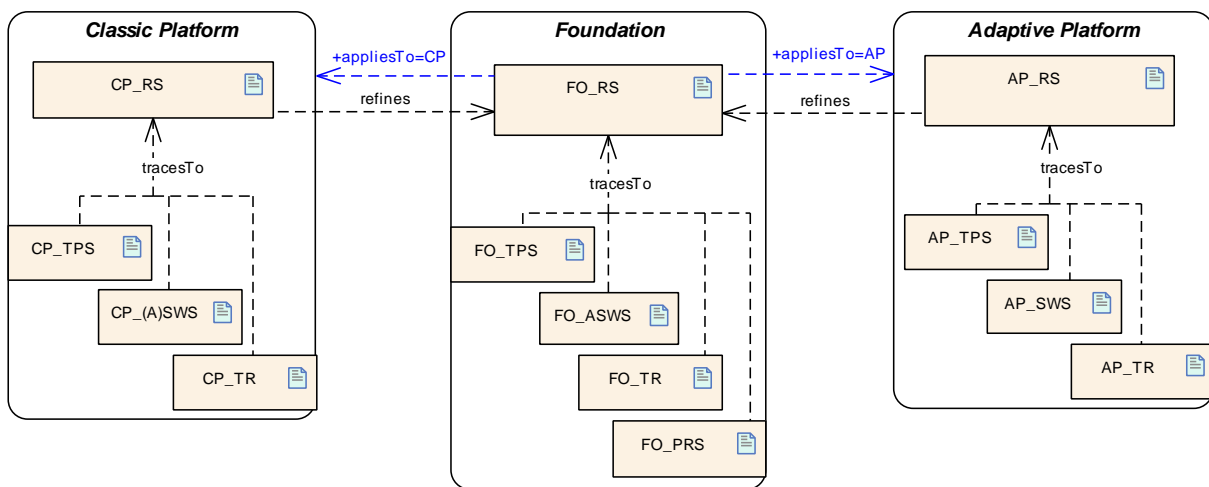


Figure 2.2: AUTOSAR Document Placement

Enumeration	StandardNameEnum
Package	M2::AUTOSARTemplates::GenericStructure::DocumentationOnM1
Note	This enumeration lists all allowed standard abbreviations.
Aggregated by	AppliedStandard.appliesTo, StructuredReq.appliesTo
Literal	Description
AP	This values represents the Adaptive Platform. Tags: atp.EnumerationLiteralIndex=0
CP	This Value represents the Classic Platform. Tags: atp.EnumerationLiteralIndex=1
FO	This values represents the Foundation. Tags: atp.EnumerationLiteralIndex=2

Table 2.1: StandardNameEnum

2.4 Document Traceable Items

AUTOSAR documents utilize a fixed notation to emphasize certain specification texts of importance to the user. Known in AUTOSAR as traceable items and depending

on the characteristics thereof, they may be decorated with certain other meta-data attributes. In general, [traceables](#):

- maintain a unique identifier attribute
- maintain a lifecycle state attribute
- contain a body of specification text between an "Opening Half Bracket" (Unicode: Left Ceiling {0x2308}) and a "Closing Half Bracket" (Unicode: Right Floor {0x230B})
- shall be tracked for changes over each release

These types of [traceables](#), the general attributes of [traceables](#) and further traceable-specific attributes are explained in the next sub-chapters.

2.4.1 Specification Item

[TPS_STDT_00080] Representation of specification items in AUTOSAR documents

Upstream requirements: [RS_STDT_00037](#)

[AUTOSAR specification items are represented using the structure with the following attributes:

- The headline consists of an Id ([shortName](#)) which shall be written inside squared brackets and shall follow [\[TPS_STDT_00042\]](#).
- After the Id the [LifeCycleState](#) follows in curly brackets. The allowed values are VALID, DRAFT and OBSOLETE and shall follow [\[TPS_GST_00051\]](#). If there is no [LifeCycleState](#) information stated then the state is VALID.
- After the [LifeCycleState](#) an optional specification item title ([longName](#)) should be stated to improve human readability.
- The next line starts with an opening half bracket and the content of the specification item follows. The end of it shall be marked by the closing half bracket.
- After the closing half bracket an opening round bracket indicates the comma separated list of requirements which are fulfilled by this specification item. The end of it shall be marked by the closing round bracket. If no up traces are available the round brackets shall be written with empty content.
- The specification items shall describe the semantics and syntax of models.

]

2.4.2 Model Constraint

[TPS_STDT_00081] Representation of constraint items in AUTOSAR template documents

Upstream requirements: [RS_STDT_00038](#)

[AUTOSAR constraint items in template documents are represented using the structure with the following attributes:

- The constraint Identifier `shortName` is comprised of:
 - a string prefix: "constr_"
 - a numerical suffix: 4-5 digits long
 - the leading digit of the numerical suffix shall be ≥ 1

On documentation level, this shall be rendered inside [] brackets. The numerical suffix is globally unique.

- After the Id the `LifeCycleState` follows in curly brackets. The allowed values are VALID, DRAFT and OBSOLETE and shall follow [TPS_GST_00051]. If there is no `LifeCycleState` information stated then the state is VALID.
- After the `LifeCycleState` the constraint title (`longName`) follows.
- The constraint content shall be written inside the opening and closing half bracket.
- The constraint items shall further restrict the validity of models.
- An optional constraint `ImpositionTime` ([TPS_STDT_00095])

]

2.4.3 Software Constraint

[TPS_STDT_00088] Representation of constraint items in AUTOSAR non template documents

Upstream requirements: [RS_STDT_00038](#)

[AUTOSAR constraint items in AUTOSAR non template documents are represented using the structure with the following attributes:

- The headline consists of an Id (`shortName`) which shall be written inside squared brackets and shall follow [TPS_STDT_00042].
- After the Id the `LifeCycleState` follows in curly brackets. The allowed values are VALID, DRAFT and OBSOLETE and shall follow [TPS_GST_00051]. If there is no `LifeCycleState` information stated then the state is VALID.

- After the `LifeCycleState` the constraint title (`longName`) follows.
- The constraint content shall be written inside the opening and closing half bracket.

]

In a constraint according to [TPS_STDT_00088], the term “shall” shall be used inside the content to underline the mandatory intention of the item.

[TPS_STDT_00089] Identifying specification items which are constraints in AUTOSAR ASWS/SWS/PRS documents

Upstream requirements: RS_STDT_00031

[For those specification items which are constraints, [TPS_STDT_00042] allows the special to be `CONSTR`. In order to apply this, an item with an appropriate `shortName`, e.g. [SWS_Dem_CONSTR_06101] may be created. For this case, the numerical `index` is mandatory. Constraints as specification items are permitted only in an ASWS/SWS/PRS document.]

2.4.4 Model Advisory

[TPS_STDT_00093] Representation of advisory items in AUTOSAR template documents

Upstream requirements: RS_STDT_00043

[AUTOSAR advisory items in template documents are represented with the following format:

- The advisory Identifier `shortName` is comprised of:
 - a string prefix: "advisory_"
 - a numerical suffix: 4-5 digits long
 - the leading digit of the numerical suffix shall be ≥ 1

On documentation level, this shall be rendered inside [] brackets. The numerical suffix is globally unique.

- After the Identifier the `LifeCycleState` follows in curly brackets. The allowed values are `VALID`, `DRAFT` and `OBSOLETE` and shall follow [TPS_GST_00051]. If there is no `LifeCycleState` information stated then the state is `VALID`.
- After the `LifeCycleState` the advisory title `longName` follows.
- The advisory content shall be written inside the opening (ceil) and closing (floor) symbols.

]

In an advisory item according to [TPS_STDT_00093], the term “should” shall be used inside the content to underline the advisory intention of the item.

2.4.5 Imposition Time of a Model Constraint/Model Advisory

The timing of when precisely an AUTOSAR tool should enforce a model constraint/advisory is in some cases clear and in other cases conditional. For that reason AUTOSAR constraints/advisories may contain an additional *ImpositionTime* attribute to stipulate the latest point in time in a workflow when the constraint/advisory shall be applied¹. Since AUTOSAR defines separate Methodology workflows for the Classic Platform and Adaptive Platform, the respective *ImpositionTimes* are in general also platform dependent.

[TPS_STDT_00095] Semantics of an *ImpositionTime*

Status: DRAFT

[An AUTOSAR model constraint/advisory contains an *ImpositionTime*, which specifies the latest point in the methodology workflow when the respective constraint/advisory shall be imposed on a model.]

[TPS_STDT_00096] Application of an *ImpositionTime*

Status: DRAFT

[A constraint/advisory may be enforced before the *ImpositionTime* but shall be enforced no later than the respective point in the workflow.]

[TPS_STDT_00097] Semantics of an unspecified *ImpositionTime*

Status: DRAFT

[An AUTOSAR model constraint/advisory with no *ImpositionTime*, implies "at an arbitrary point in the workflow".]

2.4.6 Requirement

[TPS_STDT_00078] Representation of requirements in AUTOSAR documents

Upstream requirements: [RS_STDT_00036](#)

[AUTOSAR requirements are represented using the structure of [TPS_STDT_00060] where the following attributes are presented as a table:

¹Typically by an authoring/modeling tool

- The headline shall contain the Id (`shortName`), the `LifeCycleState` (type) and a unique short text (`longName`) of the requirement.
- The value of Type shall be one of "valid", "draft" or "obsolete", see [TPS_STDT_00064].
- The description of requirement contains of a complete English sentence using the sentence pattern [TPS_STDT_00094] including one of the keywords from [TPS_STDT_00053]. Additional information: needed to understand the requirement, can be added to the description.
- The rationale can be used to justify or rationalize the requirement.
- Use case can be used to describe the use case of the requirement.
- Applies to shall contain a comma separated tag list with one of the following values from `StandardNameEnum`.
- Dependencies may contain references to other requirements in this document which this requirement depends on.
- Supporting material can be used for documenting references to other documents or models that support the implementation of this requirement.

]

[TPS_STDT_00056] Representation of not-applicable requirements in AUTOSAR documents

Upstream requirements: [RS_STDT_00031](#)

[For those requirements which are not applicable to a particular specification, [TPS_STDT_00042] allows the `special` to be NA.

In order to apply this, specification item with the `shortName` e.g. ([RS_STDT_NA] or even [RS_STDT_NA_00099]) may be created which traces back to the not applicable requirement items.

By this, not applicable requirements are easily identified in requirements tracing tables. Requirements tracing is complete since it also explicitly expresses the not applicable requirements.]

[TPS_STDT_00057] Representation of generally fulfilled requirements in AUTOSAR documents

Upstream requirements: [RS_STDT_00031](#)

[For those requirements which are fulfilled by a generic concept, [TPS_STDT_00042] allows the `special` to be GEN.

In order to apply this, specification item with an appropriate `shortName` (e.g. [RS_STDT_GEN] or even [RS_STDT_GEN_00098]) may be created which traces back to the generally fulfilled requirement items.

By this, requirements considered to be fulfilled in general are easily identified in requirements tracing tables. Requirements tracing is complete since it also explicitly expresses the generally (or implicitly fulfilled) requirements.]

[TPS_STDT_00058] Representation of under specified requirements in AUTOSAR documents

Upstream requirements: [RS_STDT_00031](#)

[For those requirements which are fulfilled by items in a general specification together with items in individual specifications, [\[TPS_STDT_00042\]](#) allows the `special` to be `SPEC`.

In order to apply this, an item with an appropriate `shortName` (e.g. `[RS_STDT_-SPEC]` or even `[RS_STDT_SPEC_00092]`) may be created which traces back to the requirement items which need additional items in the individual specification.

By this, it is possible to identify the requirement items in the general specification, which need complementary items in an individual specification. This finally allows to perform a complete requirements tracing.]

2.4.6.1 Phrasing convention

In case no data is available for a dedicated field in a requirement table, it may be empty. The description of a requirement follows a dedicated sentence pattern.

< OptionalCondition > -> < Subject > -> < Shall > -> < Statement >

[TPS_STDT_00094] Sentence pattern

Upstream requirements: [RS_STDT_00036](#)

[The sentence pattern is built up by:

- *< OptionalCondition >*: A condition under which the *< Statement >* shall be true. The condition starts with either `if` or `when` and ends with `then`. Where `when` identifies an event. I.e. the point in time when the condition becomes true. In natural language you could use "as soon as" to express the same. `If` in contrast identifies a static condition which is independent from time. For static conditions you may add `else` (optionally) after the *< Statement >* to express an alternative requirement by appending it as an additional sentence following the pattern.
- *< Subject >*: The item that is to fulfill the *< Statement >*. Remark: The subject typically represents your subject under development, a property or a part of it. It is highly recommended to maintain an overview of the subjects you are specifying in the introductory section of your specification document.

- shall: Separates the *< Subject >* from the *< Statement >* and identifies (partial) requirements.
- *< Statement >*: A statement that can either be verified or falsified. If the statement is true, then the *< Subject >* satisfies the requirement, otherwise it does not.

]

[TPS_STDT_00053] Expression of obligation

Upstream requirements: [RS_STDT_00014](#)

[The following verbal forms for the expression of obligation shall be used to indicate requirements.

The key words "MUST", "MUST NOT", "REQUIRED", "SHALL", "SHALL NOT", "SHOULD", "SHOULD NOT", "RECOMMENDED", "MAY", and "OPTIONAL" in this document are to be interpreted as follows.

Note that the requirement level of the document in which they are used modifies the force of these words.

- MUST: This word, or the adjective "LEGALLY REQUIRED", means that the definition is an absolute requirement of the specification due to legal issues.
- MUST NOT: This phrase, or the phrase "MUST NOT", means that the definition is an absolute prohibition of the specification due to legal issues.
- SHALL: This phrase, or the adjective "REQUIRED", means that the definition is an absolute requirement of the specification.
- SHALL NOT: This phrase means that the definition is an absolute prohibition of the specification.
- SHOULD: This word, or the adjective "RECOMMENDED", means that there may exist valid reasons in particular circumstances to ignore a particular item, but the full implications must be understood and carefully weighed before choosing a different course.
- SHOULD NOT: This phrase, or the phrase "NOT RECOMMENDED", means that there may exist valid reasons in particular circumstances when the particular behavior is acceptable or even useful, but the full implications should be understood and the case carefully weighed before implementing any behavior described with this label.
- MAY: This word, or the adjective "OPTIONAL", means that an item is truly optional. One vendor may choose to include the item because a particular marketplace requires it or because the vendor feels that it enhances the product while another vendor may omit the same item.

An implementation, which does not include a particular option, SHALL be prepared to interoperate with another implementation, which does include the option, though

perhaps with reduced functionality. In the same vein an implementation, which does include a particular option, SHALL be prepared to interoperate with another implementation, which does not include the option (except, of course, for the feature the option provides.)]

2.4.7 Applicability of Requirements

AUTOSAR [Requirements](#) may be written such that they may, or may not, be implementable in a single platform or cross-platform.

- If the placement of a [Requirement](#) is in AUTOSAR platform=CP or platform=AP the scope is "known" to be restricted to the respective platform
- If the placement of a [Requirement](#) is in AUTOSAR platform=FO, it is ambiguous which platform it is applicable to. It must therefore be decorated with the [appliesTo](#) attribute to explicitly state the platform scope of the [Requirement](#)

[constr_2603] Use of [appliesTo](#) in context of the specification level [On specification level 1 and 2 only the requirements table including the [appliesTo](#) attribute shall be used. On the specification levels 3 and 4 only the requirements table without the [appliesTo](#) shall be used. Exception: Documents of the foundation which are handled on specification level 3.]

Rational: This avoids unintentional cross references which disturb the structure of tracing.

[constr_2604] Allowed up-traces in context of [appliesTo](#) values [Traces to documents of upper specification levels shall be conform to the values assigned to [appliesTo](#).]

Note: Optional requirements on level 1 to 4 of the AUTOSAR requirements hierarchy are not allowed. An optional part of an implementation is only optional for the end-user of AUTOSAR. In order to provide this option, the corresponding choice shall be mandatory in the according specification. That means, a feature described as "AUTOSAR should support X" can never be correct, because the underlying requirements layer is always static and would have no chance to decide whether "X" should be part of it or not. A correct writing would be e. g. "AUTOSAR shall support optional X".

2.4.8 Meta-classes supporting Traceable Items

[TPS_STDT_00001] Support bottom up tracing

Upstream requirements: [RS_STDT_00008](#), [RS_STDT_00009](#)

[Standardization Template supports bottom up tracing between these levels by the meta-class `Traceable`. This allows to represent traceable entities and to establish traces between those. These entities reside within a `DocumentationBlock`. One prominent place is `DocumentationBlock.trace` in particular within `Identifiable.introduction`.]

The abstract class `Traceable` is specialized, targeting differing usages in the next sections.

[**constr_2565** `Traceable` shall not be nested [Due to the intended atomicity of requirements respectively specification items, `Traceable` shall not be nested.]

2.4.8.1 TraceableText/TraceableTable

[TPS_STDT_00098] Standardized `categorys` of `TraceableText` and `TraceableTable` [

- `CONSTRAINT_ITEM`: represents a `Traceable` with constraint semantics. It is similar to a specification item but represents issues that may be validated automatically e.g. by a tool.
- `ADVISORY_ITEM`: represents a `Traceable` with advisory semantics. It is similar to a constraint item but represents the characteristic of a WARNING rather than an ERROR.
- `REQUIREMENT_ITEM`: represents a requirement in a requirement specification.
- `SPECIFICATION_ITEM`: represents an AUTOSAR item of specification. Such an item is a requirement for the implementation of the software specification.

]

[TPS_STDT_00052] Characteristics of `TraceableText`

Upstream requirements: [RS_STDT_00008](#), [RS_STDT_00009](#)

[`TraceableText` should² be:

²This usage of the word "should" indicates that this is not always easy to decide. For example [\[TPS_STDT_00052\]](#) could also have been divided in one `TraceableText` per item.

- **identifiable:** `TraceableText` shall be identified by a unique `shortName` (see [TPS_STDT_00042]). This is automatically fulfilled by applying the AUTOSAR meta-model and schema.
- **specific:** `TraceableText` should be written such that the content is unambiguous and comprehensive - even if this would not result in an elegant writing style.
- **atomic:** One `TraceableText` should cover one particular issue.
- **verifiable:** The content of `TraceableText` should be written concrete such that it can be verified - not necessarily automatically but at least by human experts.

In particular the requirement levels specified in [TPS_STDT_00053] shall be applied.

]

[TPS_STDT_00054] Organisation of `TraceableText`

Upstream requirements: RS_STDT_00008

[A set of `TraceableText` within a specification shall have the following properties:

- **hierarchical structure:** Multiple `TraceableTexts` shall be structured in several successive levels - this is mostly ensured by the templates for the different kind of AUTOSAR specifications.
- **completeness:** `TraceableText` at one level shall fully implement all `TraceableText` of the previous level.
- **external consistency:** Multiple `TraceableTexts` shall not contradict each other.
- **no duplication of information within any level of the hierarchical structure:** The content of one `TraceableText` shall not be repeated in any other `TraceableText` within the same level of the hierarchical structure.
- **maintainability:** A set of `TraceableText` can be modified or extended, e.g. by introduction of new versions of `TraceableText` or by adding/removing `TraceableText`. The `shortName` of `TraceableText` shall not be reused or changed.

]

[TPS_STDT_00042] namePattern for `shortNames` of `TraceableText` in Standardization Documents

Upstream requirements: RS_STDT_00009, RS_STDT_00008, RS_STDT_00001, RS_STDT_00031

[The intended name pattern applicable to `shortNames` `TraceableText` (in fact representing e.g. requirement tags) in AUTOSAR standardization documents is defined as:

```
[{platform}_]{keyword(TraceCategory)}_{module}_{({special}[_{index}])}|{index}
```

In this pattern, the placeholders are defined as:

- `platform` is either AP or CP or FO.
- `keyword(TraceCategory)` is defined in [2] in keyword set `Information-Categories`, entries with classification `TraceCategory`.
- `module` is either module abbreviation in [3] chapter "A.2 Modules" or an entry of the keyword set `DocumentAbbreviations` with classification `DocumentAbbreviation` in [2] or the functional cluster name in [SWS_CORE_90025]. Inside one document only the same module abbreviation or keyword shall be used.
- `index` is a 5 digit numerical index in the range: 00000->99999
- `special` is one of (SPEC, NA, GEN, CONSTR). Note that `special` may also have an optional index. This allows to provide different special items with more detailed information.

]

Note: because `TraceableText` is aggregated in `DocumentationBlock` it also requires a proper rendition in printed documents. For an example of a proper rendition see [TPS_STDT_00001] above.

2.4.8.2 StructuredReq

[TPS_STDT_00060] `StructuredReq`

Upstream requirements: RS_STDT_00008, RS_STDT_00009

[This represents a structured requirement as it is used within AUTOSAR SRS/RS documents.]

2.5 Tracing Levels

AUTOSAR permits that `Specification Items` and `Requirements` may trace upwards. A `Specification Item` may up-trace to a `Requirement` and a (fine-grained) `Requirement` may up-trace to (coarse-grained) `Requirement`. This is shown in as shown in 2.3. Identifiers of `traceable items` are explained in [TPS_STDT_00042].

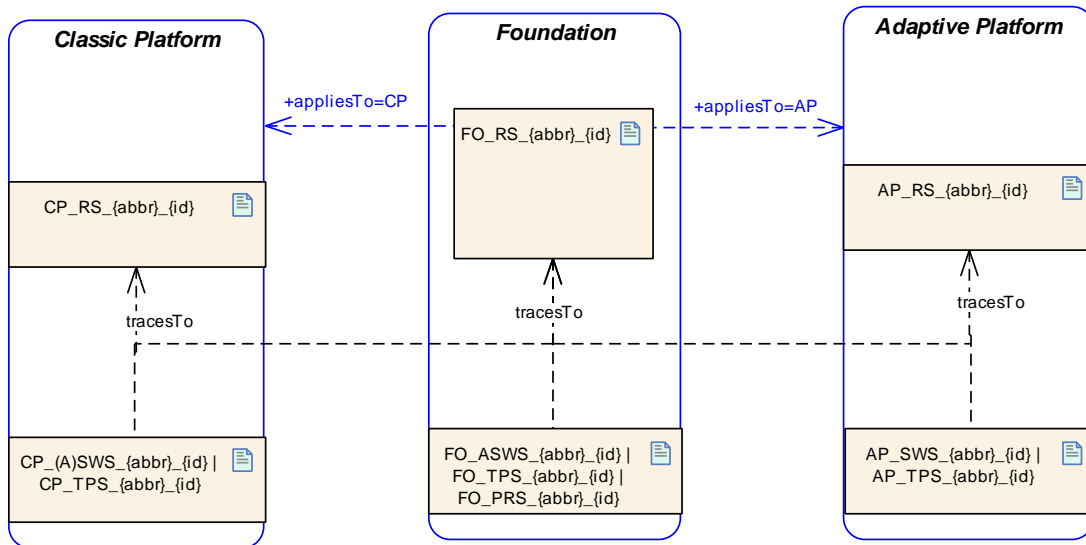


Figure 2.3: AUTOSAR traceable items up-tracing

Note: Since [Model Constraints](#) and [Model Advisories](#) are related to model restrictions and not directly related to fulfillment of a platform [Requirement](#) they do not utilize up-tracing.

Note: Since [TPS](#), [TR](#) documents do not contribute to direct implementation, the up-trace to a [RS](#) is optional.

2.6 Naming convention of standardized files

[TPS_STDT_00050] Standardized naming convention for released AUTOSAR files

Upstream requirements: [RS_STDT_00009](#)

[Files publicly released by AUTOSAR shall have the naming convention prefix: AUTOSAR_{StandardName}_{DocumentCategory}_{DocumentName} where:

- StandardName = As per [StandardNameEnum](#)
- DocumentCategory = A [DocumentCategory](#) as per [\[TR_PDN_00002\]](#)
- DocumentName = A [shortName](#) from [\[TR_PDN_00003\]](#) in [\[2\]](#); or a "Module name" from table "A.2 Modules" in [\[3\]](#)

]

3 Life Cycle of AUTOSAR Definitions

In order to support evolution and backward compatibility of the standardized model elements like port prototype blueprints, port interfaces, keyword abbreviations, SW-Cs (in ASW) or of the API of a BSW module etc., AUTOSAR supports life cycles. The meta-model and the details of the application of this meta-model is specified in chapter "Life Cycle Support" of [1].

[TPS_STDT_00038] Life Cycle Support

Upstream requirements: [RS_STDT_00016](#)

[The Standardization template is able to express information about the state of the blueprints by references from within a [LifeCycleInfoSet](#).]

[TPS_STDT_00064] Applied Life Cycle Information Sets on AUTOSAR provided Models (M1)

Upstream requirements: [RS_STDT_00025](#)

[The following [LifeCycleStates](#) are applied for AUTOSAR provided model elements:

- **VALID**: This indicates that the related entity is a valid part of the document. This is the default.
- **DRAFT**: This indicates that the related entity is introduced newly in the model but still experimental. This information is published but is subject to be changed without backward compatibility management.
- **OBSOLETE**: This indicates that the related entity is obsolete and kept in the model for compatibility reasons. If this tag is set, the note shall express the recommended alternative solution.
- **REMOVED**: This indicates that the related entity is removed from the model. It shall not be used and should not even appear in documents. An AUTOSAR release does not contain such elements. It is intended for AUTOSAR internal development.

Even if such removed elements are not included in an `.arxml` they can still be referenced in a [LifeCycleInfoSet](#) by using the `<<atpUriDef>>` attribute of type [Referrable: lcObject](#), respectively [useInstead](#).

If an object is not referenced in a [LifeCycleInfoSet](#), the related entity is a valid part of the current model.]

Note that according to [TPS_STDT_00064] if there is no life cycle information for an element then it is defined that the element is valid. In other words, in general there is no need to define a [LifeCycleInfoSet](#) with `defaultLcState=VALID`. Nevertheless, there might be use cases when it could be useful to explicitly define such a

`LifeCycleInfoSet`. For example if element "x" gets `LifeCycleState=OBSOLETE` and subsequently this is identified as an error and the life cycle returns back to `VALID`. This could be documented in such a `LifeCycleInfoSet`.

An ARXML representation of the life cycle according is provided with [TPS_GST_-00051].

3.1 Life Cycle State vs Tracing Levels

[constr_2625] Permitted `LifeCycleState` combinations in a requirement up-trace [

	Trace to: <code>TraceableText.category=REQUIREMENT_ITEM</code>			
Trace from:	<code>DRAFT</code>	<code>VALID</code>	<code>OBSOLETE</code>	<code>REMOVED</code>
<code>DRAFT</code>	1	1		
<code>VALID</code>	x	1		
<code>OBSOLETE</code>	1	1	1	
<code>REMOVED</code>	1	1	1	1
Legend:				
x) A "not applicable" requirement - as per [TPS_STDT_00056] with <code>LifeCycleState==VALID</code> may uptrace to <code>LifeCycleState==DRAFT</code>				
1) Permitted				

]

4 Blueprints

4.1 The Principles of Blueprints

[TPS_STDT_00002] The Principles of Blueprints

Upstream requirements: [RS_STDT_00001](#)

[This chapter describes the support of the AUTOSAR meta-model for the pre-definition of model elements taken as the basis for further modeling. These pre-definitions are called blueprints.]

For example, an authoring tool provides the such predefined `PortInterface` as a kind of toolbox from which the definitions can be copied to a project.

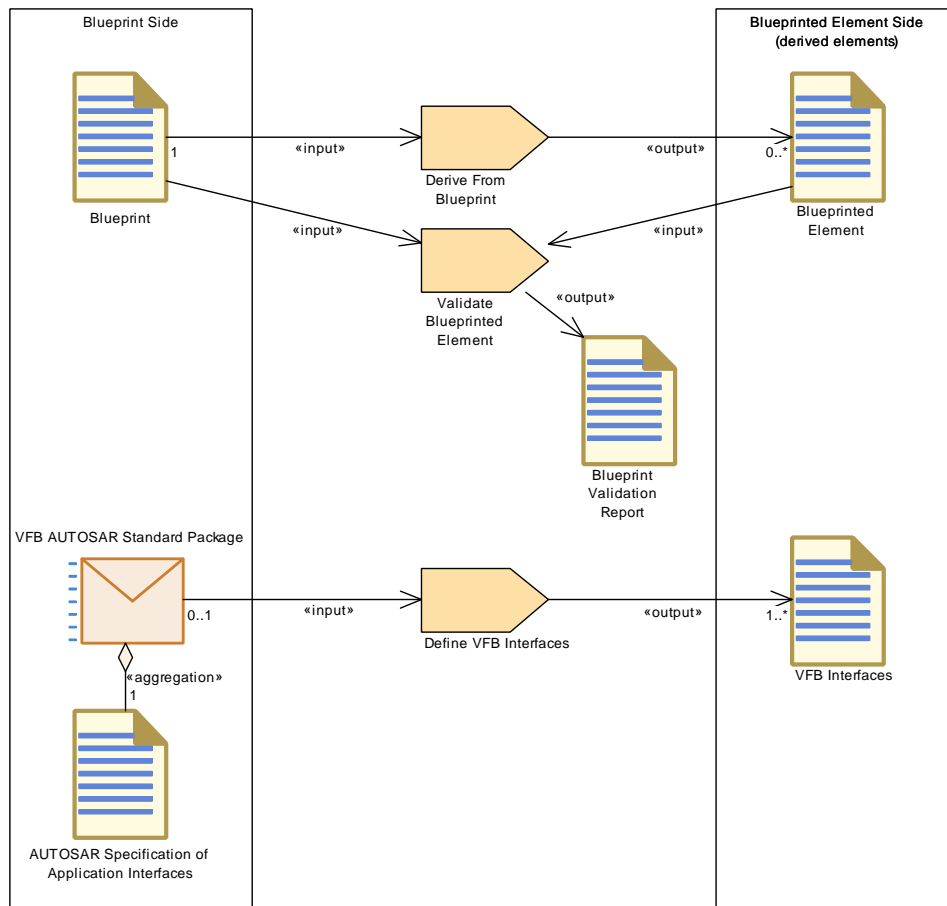


Figure 4.1: Blueprint methodology approach

Figure 4.1 illustrates the use case. The blueprint is on one hand used as an input to derive objects (DeriveFromBlueprint) and later also used to validate the derived objects. As an example the figure shows that the application interfaces are used to derive VFB interfaces (namely `PortInterfaces`).

4.1.1 Abstract pattern for Blueprints

The blueprint approach is represented by the abstract blueprint structure as shown in figure 4.2. It is based on three entities:

- **Blueprint**, represented by `AtpBlueprint`, acts as the pre-definition of the element. Basically it follows the same structure as the derived elements.

But there might be additional elements to support the fact that it is a blueprint. An example for this is that `PortPrototypeBlueprint` also specifies `initValues` which is not the case for `PortPrototype` which get their initial values from appropriate `ComSpecs`.

- **Blueprinted Element**, represented by `AtpBlueprintable`, acts as the element which was derived from the Blueprint. These elements are derived from blueprints mainly by copy and refine. This "refine" may add further attribute values, update `shortName` etc. The details of possible refinements are specified for each blueprint individually.

Note that the subsequent processing of blueprinted elements (e.g. RTE generation) does not refer to the blueprints anymore.

- **Blueprint Mapping**, represented by `AtpBlueprintMapping`, acts as a reference between blueprints and their derived elements. The main purpose of this blueprint mapping is to
 - provide the ability to validate for each derived element that they conform to the blueprint.
 - reflect the fact that the derived elements are part of a common concept.

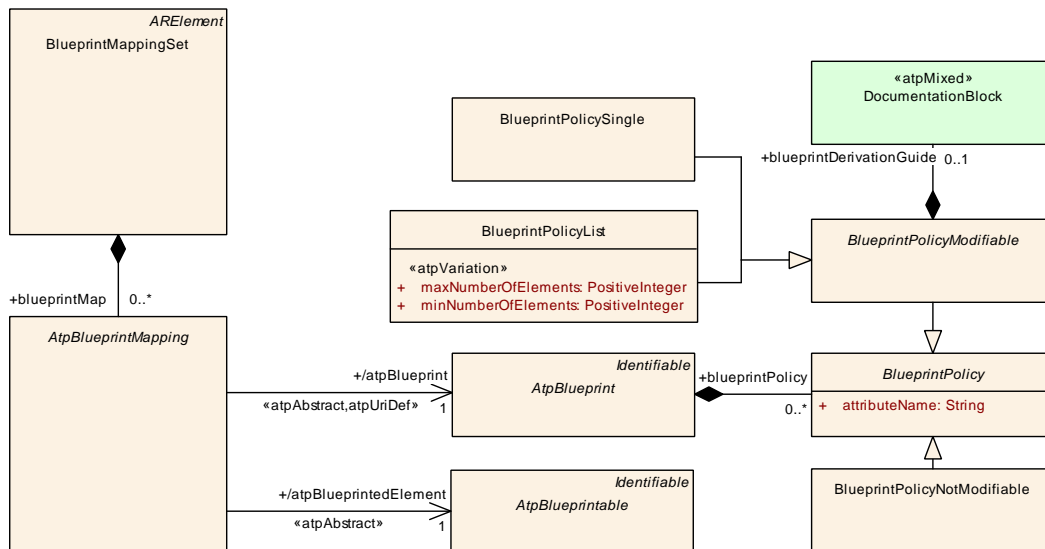


Figure 4.2: Abstract Blueprint Structure

- [BlueprintPolicySingle](#) means, that the related attribute is modifiable during the blueprinting. It applies only to an attribute with upper multiplicity == 1

]

Example ARXML listings for [\[TPS_STDT_00032\]](#) are shown in:

- [BlueprintPolicyNotModifiable](#): [B.8](#)
- [BlueprintPolicyList](#): [B.9](#)
- [BlueprintPolicySingle](#): [B.10](#)

[constr_2590] One BlueprintPolicy is allowed [For each attribute of a blueprint, at most one [BlueprintPolicy](#) is allowed.]

[constr_2591] BlueprintPolicyNotModifiable [If [BlueprintPolicyNotModifiable](#) is assigned to an attribute, then during blueprinting it is not allowed to modify the value of the attribute and all its contained content.]

[constr_2592] No BlueprintPolicy [If no [BlueprintPolicy](#) is assigned to an attribute, then arbitrary modifications are allowed while deriving from the blueprint.]

[constr_2593] Expression for identifying the attribute a BlueprintPolicy relates to [The expression language for identifying the related attribute of a [BlueprintPolicy](#) is a subset version of xpath, see [\[4\]](#). For navigation over the model we use the names as they are used in XML.]

[TPS_STDT_00039] Permitted XPath Expressions for [BlueprintPolicy](#)

Upstream requirements: [RS_STDT_00040](#)

[

XPath Expression	Description	Notes
nodename	Selects all nodes with the name "nodename"	
/	Selects from the root node (the root node is the blueprint owning the BlueprintPolicy)	
@	Selects attributes	
@<attribute>=<value>	Selects an element node, which has the <attribute> set to <value>	
text ()=<value>	Selects an element node, which contains the text <value>	
*	Matches any element node	
[n]	Selects the n-th element node	Only allowed for ordered elements

]

The XPath expression [n] in [TPS_STDT_00039] starts with [1] due to [4]. One `BlueprintPolicy` can refine more than one attribute.

In listing B.8 the root node is selected by the nodename (COMPU-INTERNAL-TO-PHYS). In listing B.9 the root node is selected by nodename/nodename/* (COMPU-INTERNAL-TO-PHYS/COMPU-SCALES/*).

4.1.2 Mapping of Blueprints to blueprinted Elements

In many cases it will be necessary to identify the relationship of a blueprinted element (e.g. `PortPrototype`) to the corresponding blueprint (e.g. `PortPrototypeBlueprint`) after the blueprinted element has been created according to the blueprint.

For this purpose it would theoretically be possible to establish a reference from `AtpBlueprintable` to `AtpBlueprint` that identifies the pair of related model artifacts. However, this kind of information is relevant only in a narrow scope and does - as mentioned before - not impact the downstream model handling.

Therefore, a `AtpBlueprintMapping` is introduced which refers to both `AtpBlueprintable` and `AtpBlueprint` (see figure 4.2). The `AtpBlueprintMapping` is in turn aggregated at a container for the creation of blueprint mappings, the `BlueprintMappingSet`.

In previous AUTOSAR Releases a specialization of `AtpBlueprintMapping` was created for each particular meta class eligible for blueprinting. This has been replaced by one particular specialization (`BlueprintMapping`)¹.

¹For compatibility reasons, the abstract pattern was not changed. The previous specializations `PortInterfaceBlueprintMapping` and `PortPrototypeBlueprintMapping` are removed.

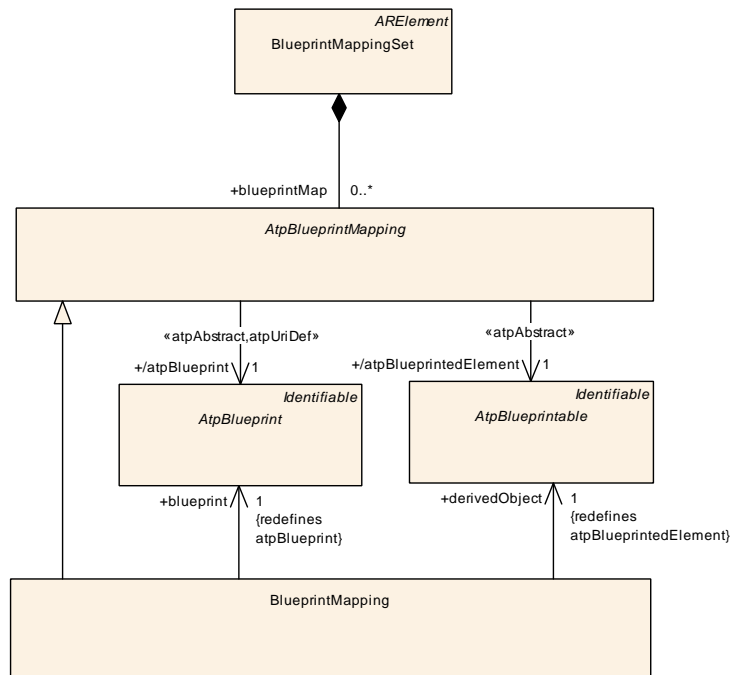


Figure 4.5: Mapping of Derived Objects and their Blueprints

[constr_2566] **Blueprintmapping shall map appropriate elements** [[BlueprintMapping](#) shall map elements which represent a valid pair of blueprint / derived object. In most of the cases this means that [blueprint](#) and [derivedObject](#) shall refer to objects of the same meta-class.]

Class	BlueprintMappingSet			
Package	M2::AUTOSARTemplates::CommonStructure::StandardizationTemplate::BlueprintMapping			
Note	This represents a container of mappings between "actual" model elements and the "blueprint" that has been taken for their creation. Tags: atp.recommendedPackage=BlueprintMappingSets			
Base	ARElement , ARObject , CollectableElement , Identifiable , MultilanguageReferrable , PackageableElement , Referrable			
Aggregated by	ARPackage.element			
Attribute	Type	Mult.	Kind	Note
blueprintMap	AtpBlueprintMapping	*	aggr	This represents a particular blueprint map in the set.

Table 4.1: BlueprintMappingSet

4.1.3 General Rules for Compliance of blueprint and blueprinted element

[TPS_STDT_00005] Compliance with Blueprints

Upstream requirements: [RS_STDT_00017](#)

[Constraints [\[constr_2554\]](#) and [\[TPS_STDT_00087\]](#) apply in general for the compliance of blueprints with the derived objects.]

[constr_2554] Derived objects shall match the blueprints [Unless specified explicitly otherwise, the attributes of the blueprint shall appear in the derived objects. As an exception [namePattern](#) and [blueprintValue](#) may **not** be copied.]

[TPS_STDT_00087] Derived objects may have more attributes than the blueprints

Upstream requirements: [RS_STDT_00017](#)

[Unless specified explicitly otherwise, derived objects may have more attributes than the blueprints. Such attributes can be

- additional values if the upper multiplicity of the attribute in the meta-model is greater than 1
- those specified by the related templates but not specified in the blueprint

]

[TPS_STDT_00085] Compatibility of [longName](#), [desc](#) and [introduction](#) of blueprint and blueprinted element

Upstream requirements: [RS_STDT_00017](#)

[Elements derived from blueprints are allowed to:

- change [longName](#)
- change [desc](#)
- change [introduction](#)

]

Note that [\[TPS_STDT_00085\]](#) includes the ability to add text in a further language.

Note that [introduction](#) should not be used to describe the derivation of objects from the blueprint. See [\[TPS_STDT_00048\]](#) for details.

[TPS_STDT_00086] Specify a name pattern or a blueprint value in blueprints

Upstream requirements: [RS_STDT_00017](#)

[For each blueprint, a [namePattern](#) or a [blueprintValue](#) shall be specified if the [shortName](#) respectively a [symbol](#) is not fixed but intended to be defined when objects

are derived from a blueprint. This is used to verify the appropriate naming of the derived objects ([constr_2553]).]

[constr_2553] shortName shall follow the pattern defined in the Blueprint [The shortName respectively symbol of the derived objects shall follow the pattern defined in namePattern or blueprintValue of the blueprint according to [TPS_STDT_00086]]

[constr_2570] No Blueprints in system descriptions [There shall be no blueprints in system descriptions. In consequence of this blueprint elements shall be referenced only from blueprints and AtpBlueprintMappings. Due to <<atpUriDef>>, the references from AtpBlueprintMapping do not need to be resolved in system descriptions.]

[constr_2571] Outgoing references from Blueprints [Note that outgoing references from Blueprints are basically not limited. Practically, references to objects living in a package of category EXAMPLE should not occur.]

Reason for [constr_2571] is the fact that these examples then also shall exist in the target system description but not as example. In such a case the example would take the role of a blueprint.

Figure 4.6 illustrates a scenario with standardized objects, blueprints and project related objects.

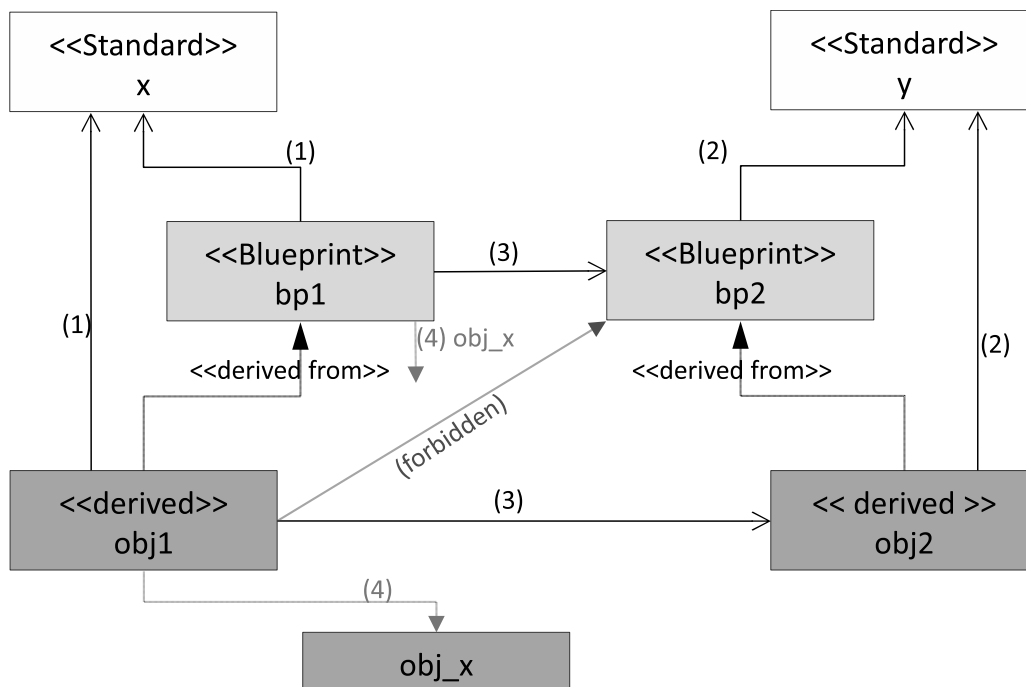


Figure 4.6: Relations between Blueprints, "Derived Objects" and "Standardized Objects"

This diagram in particular illustrates how references in blueprints shall be handled:

[TPS_STDT_00051] Handling references when deriving objects from blueprints

Upstream requirements: [RS_STDT_00013](#), [RS_STDT_00017](#)

[

- Blueprints may reference standardized objects. These references also exist in the derived objects (1), (2).
- Blueprints may reference other blueprints (3). These references need to be replaced in order to meet [[constr_2546](#)]. Therefore a reference from a derived object to a blueprint is not allowed.
- Blueprints may contain references to arbitrary objects (4). According to [[TPS_STDT_00041](#)] it is allowed that these objects even do not exist. Nevertheless to meet [[constr_2554](#)] such references shall be copied to the derived objects and the referenced objects shall exist in the target system description.

]

[TPS_STDT_00034] Integrity of Blueprints

Upstream requirements: [RS_STDT_00027](#)

[The integrity of blueprints can be established by applying references to blueprints of related objects. For example, a blueprint of a [BswModuleDescription](#) may refer to a blueprint of [BswModuleEntry](#).]

[constr_2546] References in derived model elements [Model elements derived from blueprints shall never refer to model elements that are blueprints.]

Note: A blueprint may refer to another blueprint. When deriving objects such a reference shall be replaced such that the new reference target is an object derived from the corresponding reference target in the blueprint.

[TPS_STDT_00065] Nested Blueprint Can be Used as Blueprint of its own

Upstream requirements: [RS_STDT_00001](#), [RS_STDT_00033](#)

[If specialization of [AtpBlueprint](#) aggregates specialization of [AtpBlueprint](#), then the such aggregated specialization of [AtpBlueprint](#) acts as a blueprint on its own and can be derived beyond the context of objects derived from the aggregating specialization of [AtpBlueprint](#). This definition allows to create blueprints which are not specializations of [ARElement](#).

In other words, If a blueprint contains blueprints, the "inner" blueprints can be derived independent from derived objects of the "outer" blueprint.]

See chapter 4.2.8 for an use case of [TPS_STDT_00065].

[TPS_STDT_00047] Ignore Blueprint Attributes in Non Blueprints

Upstream requirements: RS_STDT_00003, RS_STDT_00004, RS_STDT_00006, RS_STDT_00007

[AUTOSAR Tools which do not process blueprints such as RTE-generator shall ignore `Identifier.namePattern` resp. `CIdentifier.namePattern` and `blueprintValue`.

The attributes `Identifier.namePattern` resp. `CIdentifier.namePattern` and `blueprintValue` should be removed when deriving objects from blueprints.]

[TPS_STDT_00048] Express Decisions when Deriving Objects

Upstream requirements: RS_STDT_00008, RS_STDT_00018, RS_STDT_00019

[Applying `VariationPoint` is a suitable way to express intended decisions to be made when deriving objects from blueprints. In this case the value of the UML tag `vh.latestBindingTime` is `blueprintDerivationTime` and `VariationPoint.blueprintCondition`, `VariationPoint.formalBlueprintGenerator` respectively `AttributeValueVariationPoint.blueprintValue` shall be used to express the intended derivation.]

[TPS_STDT_00028] Resolving `VariationPoint` in Blueprints

Upstream requirements: RS_STDT_00014, RS_STDT_00015, RS_STDT_00019, RS_STDT_00020

[If a `VariationPoint` has only `blueprintValue` respectively `blueprintCondition`, `formalBlueprintGenerator` but not `swSyscond` nor `postBuildVariantCondition` it shall be resolved when deriving elements.]

Please refer to Generic Structure Template [1] for the following aspects:

- Even if `BindingTimeEnum` does not contain the value `blueprintDerivationTime`, there are still `VariationPoints` which shall be bound on blueprint derivation. This is specified as `blueprintDerivationTime` in the UML tag `vh.latestBindingTime` at the variation point in the meta-model.

See chapter 4.2 for such elements.

- See [constr_2557]: System configurations shall not contain `VariationPoints` with `vh.latestBindingTime` set to `blueprintDerivationTime`.
- [constr_2558]: If `vh.latestBindingTime` is `blueprintDerivationTime` then there shall only be `blueprintCondition`, `formalBlueprintGenerator` respectively `blueprintValue`.

- See [constr_2559]: *VariationPoints* shall not be nested. In particular this means that there shall not exist a *VariationPoint* within the *DocumentationBlock* in the role *blueprintCondition* in a *VariationPoint*.
- See [constr_2567]: Attribute Value Blueprints should contain undefined.

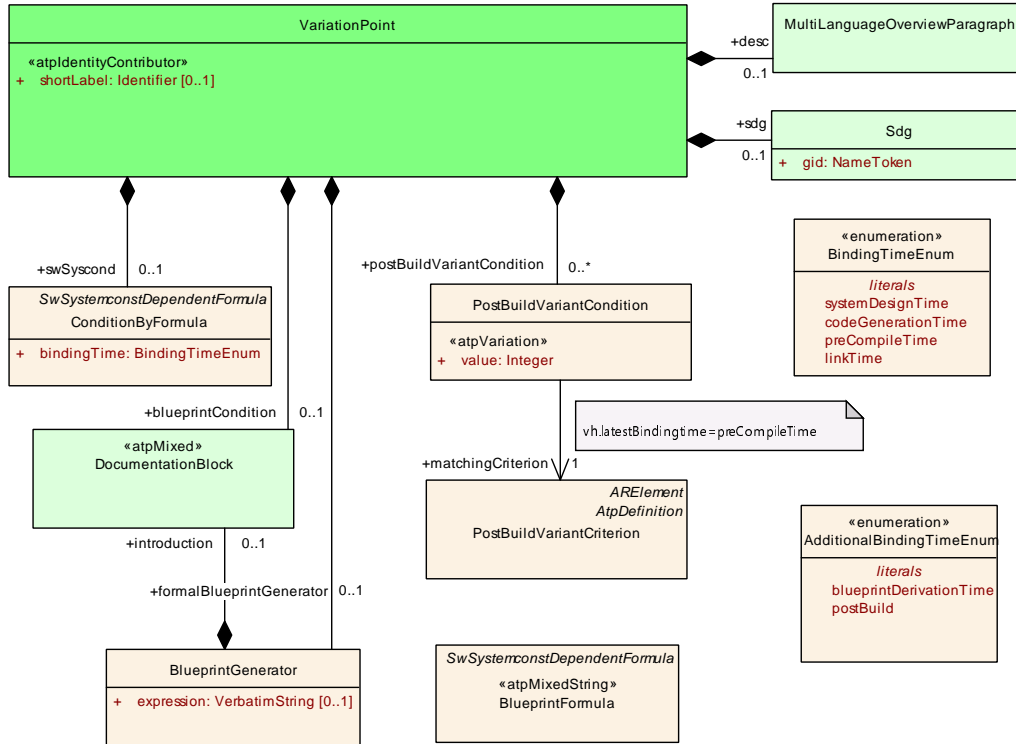


Figure 4.7: Variation Point

Class	VariationPoint			
Package	M2::AUTOSARTemplates::GenericStructure::VariantHandling			
Note	This meta-class represents the ability to express a "structural variation point". The container of the variation point is part of the selected variant if swSyscond evaluates to true and each postBuildVariant Criterion is fulfilled.			
Base	ARObject			
Attribute	Type	Mult.	Kind	Note
blueprintCondition	DocumentationBlock	0..1	aggr	This represents a description that documents how the variation point shall be resolved when deriving objects from the blueprint. Note that variationPoints are not allowed within a blueprintCondition. Tags: xml.sequenceOffset=28
desc	MultiLanguageOverviewParagraph	0..1	aggr	This allows to describe shortly the purpose of the variation point. Tags: xml.sequenceOffset=20





Class	VariationPoint			
formalBlueprintGenerator	BlueprintGenerator	0..1	aggr	This represents a description that documents how the variation point shall be resolved when deriving objects from the blueprint by using ARML. Note that variationPoints are not allowed within a formal BlueprintGenerator. Tags: atp.Status=draft xml.sequenceOffset=30
postBuildVariantCondition	PostBuildVariantCondition	*	aggr	This is the set of post build variant conditions which all shall be fulfilled in order to (postbuild) bind the variation point. Tags: xml.sequenceOffset=40
sdg	Sdg	0..1	aggr	An optional special data group is attached to every variation point. These data can be used by external software systems to attach application specific data. For example, a variant management system might add an identifier, an URL or a specific classifier. Tags: xml.sequenceOffset=50
shortLabel	Identifier	0..1	attr	This provides a name to the particular variation point to support the RTE generator. It is necessary for supporting splittable aggregations and if binding time is later than codeGenerationTime, as well as some RTE conditions. It needs to be unique with in the enclosing Identifiables with the same ShortName. Stereotypes: atpIdentityContributor Tags: xml.sequenceOffset=10
swSyscond	ConditionByFormula	0..1	aggr	This condition acts as Binding Function for the Variation Point. Note that the multiplicity is 0..1 in order to support pure postBuild variants. Tags: xml.sequenceOffset=30

Table 4.2: VariationPoint

[TPS_STDT_00030] Blueprint of [VariationPoint](#)

Upstream requirements: [RS_STDT_00020](#)

[A blueprint may contain [VariationPoint](#) with `vh.latestBindingTime` set to `blueprintDerivationTime`. These are considered as kind of blueprint of variation points which shall be handled when deriving objects. The following options apply for the container of the [VariationPoint](#) according to chosen approach for blueprint derivation:

1. If [blueprintCondition](#) is specified: resolved manually
2. If [formalBlueprintGenerator](#) is specified: resolved by a module generator. The resolver approach is formalized using ARML. Note that in this case it is also likely that multiple objects are created by the module generator.

After resolving the [VariationPoint](#) by one of these conditions the remaining variation is converted to a subsequent [VariationPoint](#).]

[TPS_STDT_00044] Transferring `VariationPoint`

Upstream requirements: [RS_STDT_00020](#)

[Unless specified explicitly otherwise, `VariationPoints` with `vh.latestBindingTime` **not** set to `BlueprintDerivationTime` should be transferred to the derived objects (see also [\[TPS_STDT_00087\]](#)). Thereby the `shortLabel` of the `VariationPoint` may be adapted according to the specification in the `blueprintCondition` and `formalBlueprintGenerator`.]

[constr_2556] No Blueprint Motivated `VariationPoints` in AUTOSAR Descriptions [AUTOSAR descriptions which are not blueprints shall not have `blueprintCondition`, `formalBlueprintGenerator` nor `blueprintValue`.]

[constr_2569] Purely Blueprint Motivated `VariationPoints` [`VariationPoints` with `vh.latestBindingTime` set to `blueprintDerivationTime` shall have only `blueprintCondition` or `formalBlueprintGenerator` respectively `blueprintValue`.]

[TPS_STDT_00045] Transferring Objects in General

Upstream requirements: [RS_STDT_00020](#)

[Objects resp. references without `VariationPoint` shall be transferred to the derived objects. Thereby the `namePatterns` and the `blueprintValues` of the referenced Blueprints also apply for rewriting the `shortName` path in the reference.]

For more details about `VariationPoint` refer to [\[1\]](#), as all constraints are summarized there.

[TPS_STDT_00046] Configuration dependent properties

Upstream requirements: [RS_STDT_00020](#)

[Some data types specify configuration-dependent properties like limits, base types etc. This is supported by an additional attribute `blueprintValue` in the `AttributeValueVariationPoint`.]

An example for [\[TPS_STDT_00046\]](#) is:

```
NvM_BlockIdType Range: 0..2^(16- NvMDatasetSelectionBits)-1
Dem_RatioIdType Type: uint8, uint16
```

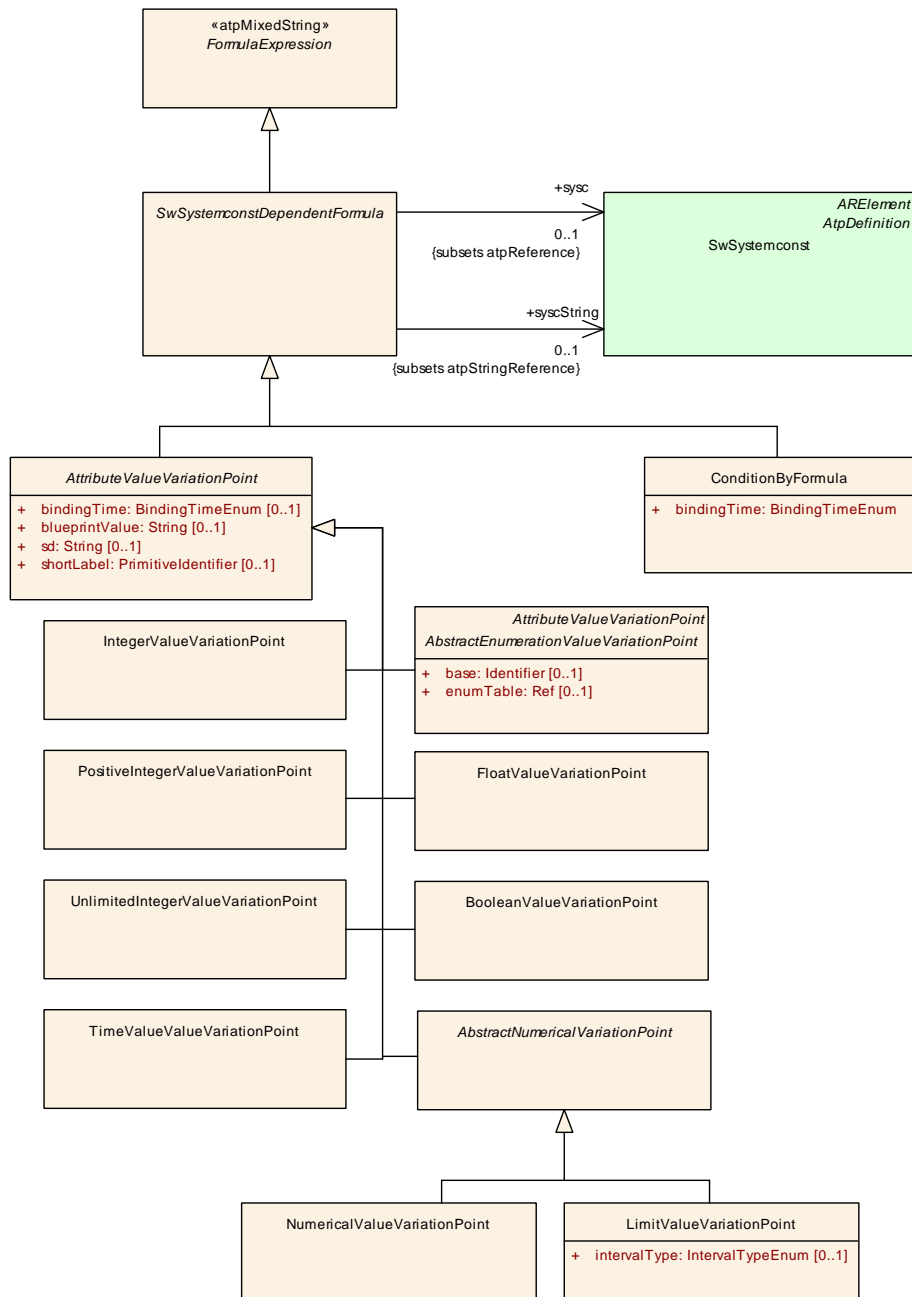


Figure 4.8: Attribute Value Variation Point

Class	«atpMixedString» AttributeValueVariationPoint (abstract)
Package	M2::AUTOSARTemplates::GenericStructure::VariantHandling::AttributeValueVariationPoints
Note	This class represents the ability to derive the value of the Attribute from a system constant (by Sw SystemconstDependentFormula). It also provides a bindingTime.
Base	ARObject, FormulaExpression, SwSystemconstDependentFormula
Subclasses	AbstractEnumerationValueVariationPoint, AbstractNumericalVariationPoint, BooleanValueVariationPoint, FloatValueVariationPoint, IntegerValueVariationPoint, PositiveIntegerValueVariationPoint, TimeValue ValueVariationPoint, UnlimitedIntegerValueVariationPoint
Aggregated by	VariationPointProxy.valueAccess





Class	«atpMixedString» AttributeValueVariationPoint (abstract)			
Attribute	Type	Mult.	Kind	Note
bindingTime	BindingTimeEnum	0..1	attr	This is the binding time in which the attribute value needs to be bound. If this attribute is missing, the attribute is not a variation point. In particular this means that It needs to be a single value according to the type specified in the pure model. It is an error if it is still a formula. Tags: xml.attribute=true
blueprintValue	String	0..1	attr	This represents a description that documents how the value shall be defined when deriving objects from the blueprint. Tags: xml.attribute=true
sd	String	0..1	attr	This special data is provided to allow synchronization of Attribute value variation points with variant management systems. The usage is subject of agreement between the involved parties. Tags: xml.attribute=true
shortLabel	PrimitivIdentifier	0..1	attr	This allows to identify the variation point. It is also intended to allow RTE support for CompileTime Variation points. Tags: xml.attribute=true

Table 4.3: AttributeValueVariationPoint

4.1.4 Applicable patterns to define attributes when deriving objects from blueprints

4.1.5 Name Patterns

[TPS_STDT_00003] Applying [namePattern](#)

Upstream requirements: [RS_STDT_00004](#), [RS_STDT_00008](#), [RS_STDT_00019](#), [RS_STDT_00021](#)

[When deriving an element from a blueprint it is often the case that a particular pattern shall be used to determine the [shortName](#) respectively the `symbol` of the object. This use case is supported by the attribute [namePattern](#) in [Identifier](#) respectively [CIdentifier](#).]

Primitive	Identifier			
Package	M2::AUTOSARTemplates::GenericStructure::GeneralTemplateClasses::PrimitiveTypes			
Note	An Identifier is a string with a number of constraints on its appearance, satisfying the requirements typical programming languages define for their Identifiers. This datatype represents a string, that can be used as a c-Identifier. It shall start with a letter, may consist of letters, digits and underscores. Tags: xml.xsd.customType=IDENTIFIER xml.xsd.maxLength=128 xml.xsd.pattern=[a-zA-Z][a-zA-Z0-9_]* xml.xsd.type=string			
Attribute	Type	Mult.	Kind	Note
blueprintValue	String	0..1	attr	This represents a description that documents how the value shall be defined when deriving objects from the blueprint. Tags: atp.Status=draft xml.attribute=true
namePattern	String	0..1	attr	This attribute represents a pattern which shall be used to define the value of the identifier if the identifier in question is part of a blueprint. For more details refer to TPS_StandardizationTemplate. Tags: xml.attribute=true

Table 4.4: Identifier

Primitive	CIdentifier			
Package	M2::AUTOSARTemplates::GenericStructure::GeneralTemplateClasses::PrimitiveTypes			
Note	This datatype represents a string, that follows the rules of C-identifiers. Tags: xml.xsd.customType=C-IDENTIFIER xml.xsd.pattern=[a-zA-Z_][a-zA-Z0-9_]* xml.xsd.type=string			
Attribute	Type	Mult.	Kind	Note
blueprintValue	String	1	attr	This represents a description that documents how the value shall be defined when deriving objects from the blueprint. Tags: atp.Status=draft xml.attribute=true
namePattern	String	0..1	attr	This attribute represents a pattern which shall be used to define the value of the identifier if the CIdentifier in question is part of a blueprint. For more details refer to TPS_StandardizationTemplate. Tags: xml.attribute=true

Table 4.5: CIdentifier

[TPS_STDT_00055] General Syntax for Name Patterns

Upstream requirements: [RS_STDT_00004](#)

[The name pattern uses the syntax described in ANTLR [5].]

An example ARXML listings for [TPS_STDT_00055] is:

```

grammar NamePattern;

options { language = Ruby;
           output = AST;}

namePattern
    : (fixedName | placeholder | separator)+ ;

subPattern
    : '(' (fixedName | placeholder | separator )+ ')' ('?' | '*' | '+')? ;

placeholder : '{'
              ('anyName' |
               'anyNamePart' |
               'blueprintName' |
               'capitalizedCallbackName' |
               'capitalizedMip' |
               'codePeriode' |
               'componentName' |
               'componentTypeName' |
               'componentPrototypeName' |
               'ecucValue' '(' ecucName ')'' |
               'index' |
               'initPolicy' |
               'keyword' '(' kwClass ')'' |
               'Mip' |
               'modeName' |
               'nameSpace' |
               'portDir' |
               'typeId' |
               subPattern
              )
              '' ;

fixedName : MyName;

kwClass : MyName;

separator
    : Separator ;

pathSeparator
    : PathSeparator ;

ecucName: ( anyNamePart | pathSeparator )+;

anyNamePart : MyName (separator MyName)*;

MyName : ( 'a'..'z' | ('A'..'Z') | ('0'..'9') | '-' )*;

Separator : '_' ;

PathSeparator : '/' ;

```

Listing 4.1: Grammar for name pattern

Example 4.1 illustrates valid name patterns. Note that {blueprintName} etc. denotes a placeholder.

Example 4.1

```
{blueprintName}_{anyName}

{portDir}_{blueprintName}_{keyword(Qualifier)}_{componentName}_{index}
--> example for a match: R_EngN_Max_Dem_3

{componentName}_{ecucValue(item1)}

h_b_{(a_{index}_b_{componentName}_{(x_{ecucValue(hugo)})*})*)}
```

The semantics of the placeholder is defined as follows:

anyName This represents a string which is valid [shortName](#) according to [Identifier](#)

anyNamePart This represents a string [a-zA-Z0-9_]* which is valid part of a [shortName](#).

Hint: The place holder "anyNamePart" shall not be used at the beginning of a [shortName](#) pattern to avoid invalid [shortNames](#).

blueprintName This represents the [shortName](#) / `shortLabel` / `symbol` of the applied blueprint

capitalizedCallbackName This represents the name of the callback function including module prefix, but written in upper case.

capitalizedMip This represents the capitalized module implementation prefix according to [SWS_BSW_00102]. All characters are converted to uppercase.

codePeriode This represents the period time value and unit. Units are: US micro seconds, MS milliseconds, S second. For example: 100US, 10MS, 1S.

componentName This represents the [shortName](#) of the BSW module resp. ASW SwComponentType / ASW component prototype related to the derived object. "Related" mainly could be both, aggregating or referencing.

[TPS_STDT_00036] Placeholder for Module / Component

Upstream requirements: [RS_STDT_00021](#)

[The placeholder `componentName` in particular supports multiple derivation of a [PortPrototypeBlueprint](#) in the context of different software component types resp. modules.]

componentTypeName This represents the [shortName](#) of the dedicated [SwComponentType](#).

componentPrototypeName This represents the `shortName` of the dedicated `SwComponentPrototype`.

ecucValue [TPS_STDT_00040] Influence of ECUC

Upstream requirements: [RS_STDT_00002](#), [RS_STDT_00010](#)

[This indicates an influence of the ECU configuration. This placeholder takes an argument which is intended as a keyword reflecting the kind of influence. More details shall be specified in the `blueprintCondition` where the argument mentioned before can be taken for reference.]

index This represents a numerical index applicable for example to arrays.

initPolicy This represents the initialization policy of variables according to [Section-InitializationPolicyType](#) where the dashes are replaced by underscores, e.g. NO_INIT, CLEARED, POWER_ON_CLEARED, INIT, POWER_ON_INIT.

keyword [TPS_STDT_00004] Abbreviated Name

Upstream requirements: [RS_STDT_00005](#), [RS_STDT_00042](#)

[This represents the `abbrName` of a keyword acting as a name part of the short name. The eligible keywords can be classified (using the argument `kwClass`). This classification shall match with one of the `classification` of the applied keyword.]

Mip This represents the module implementation prefix according to [SWS_BSW_00102].

modeName This represents the `shortName` of the mode e.g. `Dcm_{modeName}ModeEntry`

portDir This represents the direction of a port.

[TPS_STDT_00037] Port Direction

Upstream requirements: [RS_STDT_00021](#)

[The placeholder `portDir` in particular supports the case that the same blueprint is used for P-Port as well as for an R-Port. The values represented by this placeholder is `P` for P-Port respectively `R` for R-Port.]

typed This represents an indicator based on the type of the object.

4.1.6 Blueprint Formula

[TPS_STDT_00006] Applying Expression Pattern

Upstream requirements: [RS_STDT_00019](#)

[When deriving an element from a blueprint it is often the case that a particular pattern shall be used to determine the value and or the condition of the object. This use case is supported by the attribute `blueprintValue`.]

[TPS_STDT_00010] General Syntax for Expression Patterns

Upstream requirements: [RS_STDT_00019](#)

[The expression pattern uses the syntax of the Formula Language as defined in [TPS_GST_00012].]

[TPS_STDT_00092] Return values of the `BlueprintFormula.ecuc` query

Upstream requirements: [RS_STDT_00040](#)

[

Return values	Description
<code>EcucContainerDef</code>	Ecuc returns the value of the <code>shortName</code> of the <code>EcucContainerValue</code>
<code>EcucBooleanParamDef</code>	Ecuc returns the assigned value of the <code>EcucNumericalParamValue</code>
<code>EcucIntegerParamDef</code>	Ecuc returns the assigned value of the <code>EcucNumericalParamValue</code>
<code>EcucFloatParamDef</code>	Ecuc returns the assigned value of the <code>EcucNumericalParamValue</code>
<code>EcucEnumerationParamDef</code>	Ecuc returns the assigned value of the <code>EcucTextualParamValue</code>
<code>EcucAbstractString-ParamDef</code>	Ecuc returns the assigned value of the <code>EcucTextualParamValue</code>
<code>EcucReferenceDef</code>	Ecuc returns the referenced container object qualified by the destination attribute
<code>EcucChoiceReferenceDef</code>	Ecuc returns the referenced container objects (list) qualified by the destination attributes
<code>EcucUriReferenceDef</code>	Ecuc returns the referenced container objects (list) qualified by the destinationUri attribute

If several `EcucContainerValue(s)` or `EcucParameterValue(s)` are assigned to the `EcucContainerDef` / `EcucParameterDef` the return value is undefined.

]

[TPS_STDT_00021] Specialization of `BlueprintFormula`

Upstream requirements: [RS_STDT_00019](#)

[These specialization(s) express the extension of the Formula Language to provide formalized `blueprintValue`:

- `ecuc`: queries to the values described for ECUC-DEFINITION-ELEMENT. Depending on the ECUC-DEFINITION-ELEMENT a value or a string or an object is the result, see [TPS_STDT_00092]

- sysc: queries to the values assigned to SW-SYSTEMCONST
- syscString: indicates that the referenced system constant shall be evaluated as a string according to [TPS_SWCT_01431]
- <VERBATIM>: defines the ability to specify non formula parts
- ->: Reference Operator; a -> b the value of object 'b' as specified in [TPS_STDT_00092] which is pointed to by 'a'

]

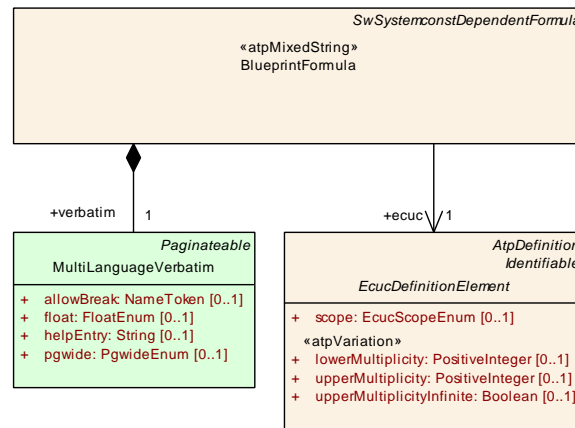


Figure 4.9: Blueprint Formula

Listing 4.2 illustrates valid expression patterns. Note that `blueprintValue` denotes a placeholder.

```

<FORMAL-BLUEPRINT-CONDITION>
  (<ECUC-REF DEST="ECUC-ENUMERATION-PARAM-DEF">/AUTOSAR/EcucDefs/NvM/
    NvMCommon/NvMApiConfigClass</ECUC-REF>== "NVM_API_CONFIG_CLASS_2" )
  ||
  (<ECUC-REF DEST="ECUC-ENUMERATION-PARAM-DEF">/AUTOSAR/EcucDefs/NvM/
    NvMCommon/NvMApiConfigClass</ECUC-REF>== "NVM_API_CONFIG_CLASS_3" )
  <VERBATIM>
    <L-5 L="EN" xml:space="preserve">only permanent RAM block or explicit
      synchronization is used</L-5>
  </VERBATIM>
</FORMAL-BLUEPRINT-CONDITION>
  
```

Listing 4.2: Use of Logical Expression

In listing 4.3 the use of the Reference Operator is illustrated. The Reference Operator is inserted as a XML entity.

```

<FORMAL-BLUEPRINT-CONDITION>
  (<ECUC-REF DEST="ECUC-ENUMERATION-PARAM-DEF">/AUTOSAR/EcucDefs/Dcm/
    DcmConfigSet/DcmDsp/DcmDspData/DcmDspDataUsePort</ECUC-REF> ==
    USE_DATA_SYNCH_CLIENT_SERVER) & &
  (<ECUC-REF DEST="ECUC-REFERENCE-DEF">/AUTOSAR/EcucDefs/Dcm/DcmConfigSet/
    DcmDsp/DcmDspData/DcmDspDataInfoRef</ECUC-REF>-&gt; <ECUC-REF DEST="
    ECUC-BOOLEAN-PARAM-DEF">/AUTOSAR/EcucDefs/Dcm/DcmConfigSet/DcmDsp/
    DcmDspDataInfo/DcmDspDataFixedLength</ECUC-REF> == false)
  
```

</FORMAL-BLUEPRINT-CONDITION>

Listing 4.3: Use of Reference Operator

4.1.7 Ecu Configuration Parameters and Blueprints

[TPS_STDT_00025] Deriving VSMD from STMD Uses its own Mechanism

Upstream requirements: [RS_STDT_00022](#), [RS_STDT_00010](#)

[Basically the Standard Module Definitions (STMD) specified by AUTOSAR according to [6] could also be considered as blueprints. On the other hand, the relationship between vendor specific module definitions (VSMD) is a very strict one and was there before the general concept of Blueprints was introduced. Therefore for sake of compatibility this relationship is still maintained using `refinedModuleDef`.

Nevertheless for company specific applications there is some support for ECU configuration in Standardization Template.]

See chapter [4.2.13](#) resp. chapter [4.2.14](#) for more details.

4.2 Blueprintables defined in AUTOSAR Meta Model

The following sub chapters specify the particular model elements for which blueprints are supported.

4.2.1 Blueprinting AccessControl

[TPS_STDT_00062] Blueprinting Elements of AccessControl

Upstream requirements: [RS_STDT_00032](#)

[`AclObjectSet`, `AclOperation`, `AclPermission`, `AclRole` can be blueprinted.]

4.2.2 Blueprinting AliasNameSet

[TPS_STDT_00011] Blueprinting `AliasNameSet`

Upstream requirements: [RS_STDT_00023](#)

[`AliasNameSet` can be blueprinted.]

4.2.3 Blueprinting `ApplicationDataType`

[TPS_STDT_00023] Blueprinting `ApplicationDataType`

Upstream requirements: [RS_STDT_00028](#), [RS_STDT_00029](#)

[`ApplicationDataType` can be blueprinted.]

4.2.4 Blueprinting `ARPackage`

[TPS_STDT_00013] Blueprinting `ARPackage`

Upstream requirements: [RS_STDT_00013](#), [RS_STDT_00030](#)

[`ARPackage` can be blueprinted. Main use case is to support predefined package structures, e.g. those specified in [1].]

4.2.5 Blueprinting `BswModuleDescription`

[TPS_STDT_00027] Blueprinting `BswModuleDescription`

Upstream requirements: [RS_STDT_00001](#), [RS_STDT_00041](#)

[`BswModuleDescription` can be blueprinted.]

Blueprints for `BswModuleDescription` are used in particular to describe dependencies to other modules. Note that in this case all references to other modules and module entries are targeting blueprints of the intended module. These references need to be replaced when deriving objects from the blueprint of `BswModuleDescription`.

A blueprint of `BswModuleDescription` shall specify the references to the standard- or blueprint- API elements, in particular

- `BswModuleDescription.implementedEntry`
- `BswModuleDescription.expectedEntry`

Nevertheless, it is allowed that derived `BswModuleDescription` adds further ones of these references.

Furthermore, optional elements like callbacks often come in 0..* multiplicity. In this case, the blueprint should specify one callback reference (to one blueprint `BswModuleEntry`) and express the open multiplicity in its `namePattern` respectively in the `VariationPoint.blueprintCondition` or `VariationPoint.formalBlueprintGenerator` as illustrated in Figure 4.10.

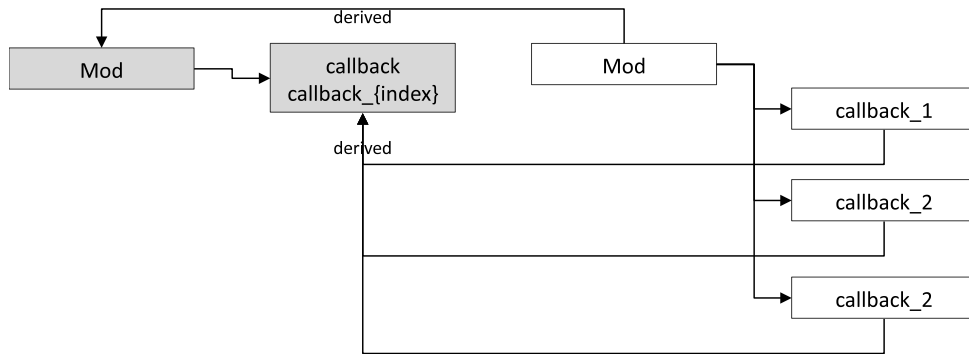


Figure 4.10: Multiply derived Objects

[constr_2563] BswModuleDescription blueprints should not have a BswInternalBehavior [A `BswModuleDescription` blueprint should not have a `BswInternalBehavior` since this is a matter of implementation and not subject to standardization. Exceptions might exist in vendor internal applications.]

4.2.6 Blueprinting BswModuleEntry

[TPS_STDT_00014] Blueprinting `BswModuleEntry`

Upstream requirements: [RS_STDT_00002](#), [RS_STDT_00018](#), [RS_STDT_00029](#), [RS_STDT_00041](#)

[`BswModuleEntry` can be blueprinted.]

The meta-class `BswModuleEntry` and its composites (`SwServiceArg`) contain optional as well as mandatory elements which are never or only sometimes standardized, e.g. `executionContext`, `swServiceImplPolicy`, parts of `SwServiceArg.swDataDefProps`. Nevertheless Standardization Template does not explicitly specify constraint which attributes shall, may or shall not be defined in the blueprint (see also [TPS_STDT_00049]).

4.2.7 Blueprinting BswEntryRelationshipSet

[TPS_STDT_00090] Blueprinting `BswEntryRelationshipSet`

Upstream requirements: [RS_STDT_00002](#), [RS_STDT_00018](#), [RS_STDT_00029](#), [RS_STDT_00041](#)

[`BswEntryRelationshipSet` can be blueprinted.]

[TPS_STDT_00091] Blueprinting **BswEntryRelationshipSet**

Upstream requirements: RS_STDT_00002, RS_STDT_00018, RS_STDT_00041

[The **BswEntryRelationshipSet** describes a collection of **BswEntryRelationship**s. A **BswEntryRelationship** describes a relationship between two **BswModuleEntry**s and the type of relationship. This is typically used to express that a concrete **BswModuleEntry** is derived from an abstract **BswModuleEntry**. In this case the **bswEntryRelationshipType** is set to **derivedFrom**, the **BswEntryRelationship.from** references the abstract **BswModuleEntry** and the **BswEntryRelationship.to** references the concrete **BswModuleEntry**.]

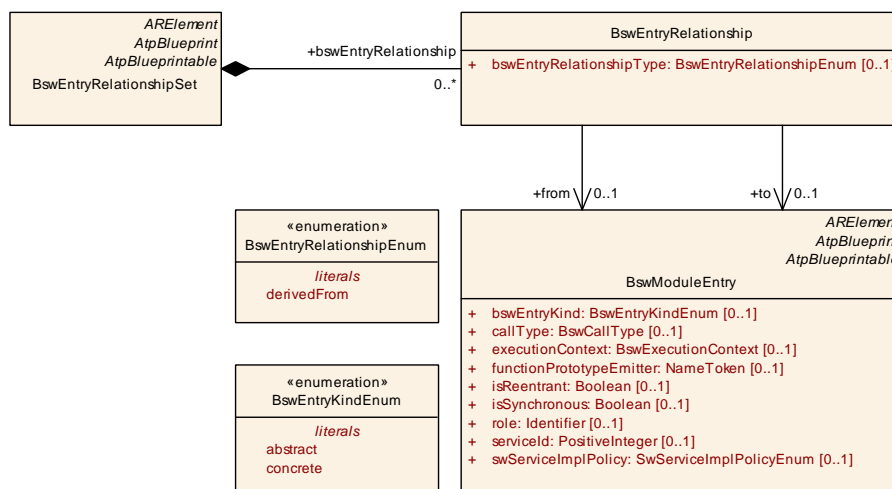


Figure 4.11: BswEntryRelationshipSet

Class	BswEntryRelationshipSet			
Package	M2::AUTOSARTemplates::BswModuleTemplate::BswInterfaces			
Note	Describes a set of relationships between two BswModuleEntries. Tags: atp.recommendedPackage=BswEntryRelationshipSets			
Base	ARElement , ARObject , AtpBlueprint , AtpBlueprintable , CollectableElement , Identifiable , MultilanguageReferrable , PackageableElement , Referrable			
Aggregated by	ARPackage.element			
Attribute	Type	Mult.	Kind	Note
bswEntryRelationship	BswEntryRelationship	*	aggr	Relationship between two BswModuleEntries.

Table 4.6: BswEntryRelationshipSet

Class	BswEntryRelationship			
Package	M2::AUTOSARTemplates::BswModuleTemplate::BswInterfaces			
Note	Describes a relationship between two BswModuleEntries and the type of relationship.			
Base	ARObject			
Aggregated by	BswEntryRelationshipSet.bswEntryRelationship			
Attribute	Type	Mult.	Kind	Note





Class	BswEntryRelationship			
bswEntryRelationshipType	BswEntryRelationshipEnum	0..1	attr	Denotes the type of the relationship. Tags: xml.sequenceOffset=5
from	BswModuleEntry	0..1	ref	Type of relationship that refers to the abstract BswModuleEntry. Please notice that in this case the bswEntryRelationshipType shall be set to drivenFrom.
to	BswModuleEntry	0..1	ref	Type of relationship that refers to the concrete BswModuleEntry

Table 4.7: BswEntryRelationship

Enumeration	BswEntryRelationshipEnum
Package	M2::AUTOSARTemplates::BswModuleTemplate::BswInterfaces
Note	Define the type of relationship between two BswModuleEntries.
Aggregated by	BswEntryRelationship.bswEntryRelationshipType
Literal	Description
derivedFrom	Describes that the BswModuleEntry referenced as "to" needs to have the same signature as the "abstract" BswModuleEntry referenced as "from". Tags: atp.EnumerationLiteralIndex=0

Table 4.8: BswEntryRelationshipEnum

4.2.8 Blueprinting BuildActionManifest

[TPS_STDT_00063] Blueprinting [BuildActionManifest](#)

Upstream requirements: [RS_STDT_00033](#)

[[BuildActionManifest](#) can be blueprinted. [TPS_STDT_00065] applies such that blueprints of [BuildAction](#) and [BuildActionEnvironments](#) are aggregated in a blueprint of [BuildActionManifest](#).]

4.2.9 Blueprinting CompuMethod

[TPS_STDT_00015] Blueprinting [CompuMethod](#)

Upstream requirements: [RS_STDT_00029](#)

[[CompuMethod](#) can be blueprinted.]

Sometimes it is required to extend a standardized enumeration with vendor specific elements.

For example [SWS_RamTst_00192] states: If vendor specific algorithms were defined the enumeration fields of RamTst_AlgorithmType should be extended accordingly.

[TPS_STDT_00049] Blueprinting Enumerators

Upstream requirements: RS_STDT_00002, RS_STDT_00029

[Extensions of enumerator values shall be expressed in the blueprint of the related CompuMethod by the VariationPoint at CompuScale.]

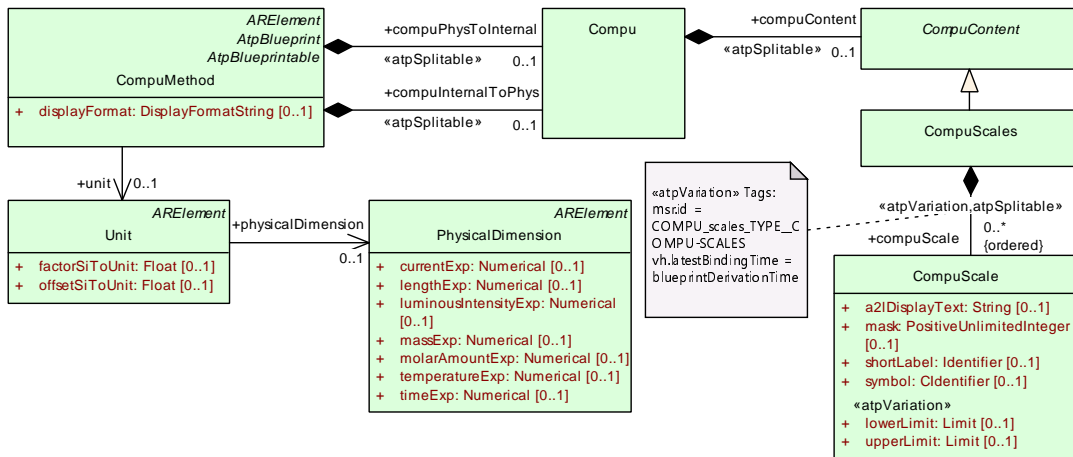


Figure 4.12: A CompuMethod and its attributes define data semantics

4.2.10 Blueprinting ConsistencyNeeds

[TPS_STDT_00071] Blueprinting ConsistencyNeeds

Upstream requirements: RS_STDT_00034

[ConsistencyNeeds can be blueprinted. But as it is not derived from ARElement, all such blueprints are aggregated by ConsistencyNeedsBlueprintSet. This allows to apply [TPS_STDT_00072].]

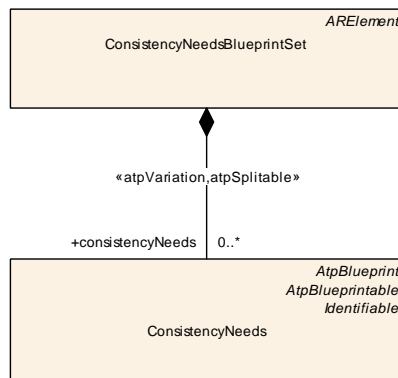


Figure 4.13: Blueprinting ConsistencyNeeds

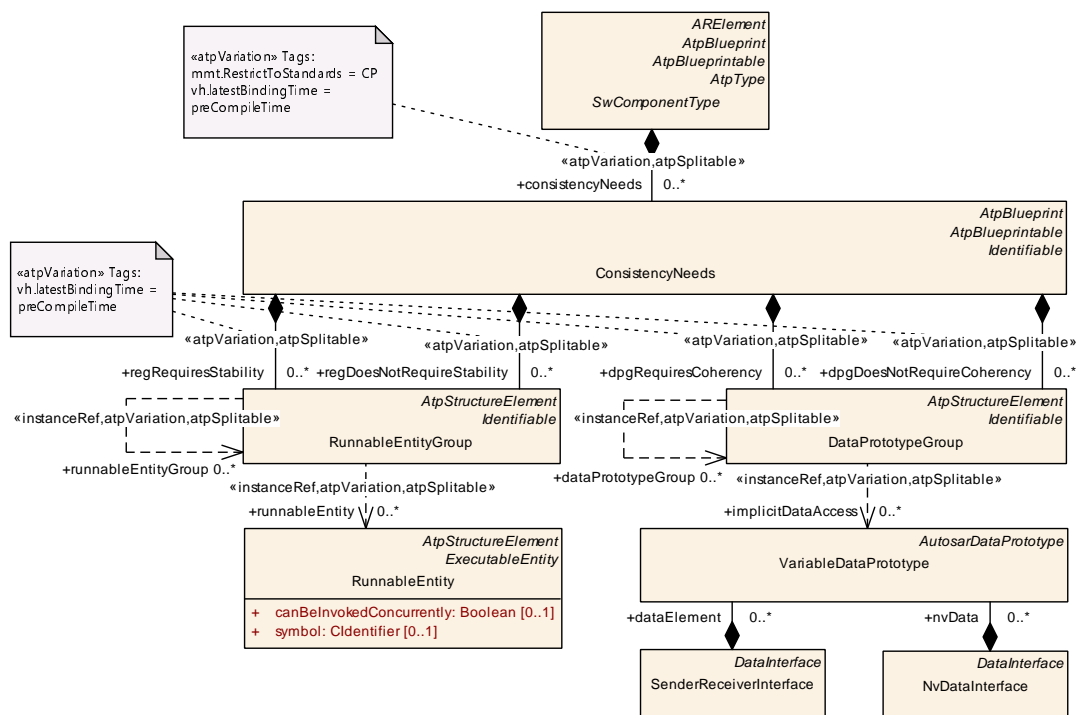


Figure 4.14: ConsistencyNeeds

[TPS_STDT_00073] Early definition of ConsistencyNeeds

Upstream requirements: [RS_STDT_00034](#)

[Grouping of Data shall be possible before the `RunnableEntity`s with all the details (data access points) are known. In a top down approach the grouping of `DataPrototypes` can already be used to design the system in a way that consistency properties are guaranteed and that consistency is not required for unrelated `DataPrototypes`.

Therefore the `DataPrototypeGroup` in a `ConsistencyNeeds` (Blueprint) can reference `VariableDataPrototypes` of `PortInterfaces` without any further context information.]

[TPS_STDT_00074] Categorization of Blueprints of `ConsistencyNeeds`

Upstream requirements: `RS_STDT_00034`

[Since a `ConsistencyNeeds`(Blueprint) can be designed before the software component is known in all details it is required to denote the purpose of the `DataPrototypeGroup` and the `RunnableEntityGroup` of a `ConsistencyNeeds`(Blueprint). Therefore a set of `category` values is predefined which supports the "abstract" blueprinting of `ConsistencyNeeds`.]

[TPS_STDT_00075] Categories for `DataPrototypeGroup` in a Blueprint of `ConsistencyNeeds`

Upstream requirements: `RS_STDT_00034`

[

ALL_PROVIDE_DATA_OF_COMPONENT `DataPrototypeGroup` of the `ConsistencyNeeds` shall contain all `VariableDataPrototypes` instantiated in provide ports of the software component.

ALL_REQUIRE_DATA_OF_COMPONENT `DataPrototypeGroup` of the `ConsistencyNeeds` shall contain all `VariableDataPrototypes` instantiated in require ports of the software component.

ALL_PROVIDE_AND_REQUIRE_DATA_OF_COMPONENT `DataPrototypeGroup` of the `ConsistencyNeeds` shall contain all `VariableDataPrototypes` instantiated in provide and require ports of the software component.

ALL_PROVIDE_DATA_OF_RUNNABLE_GROUP `DataPrototypeGroup` of the `ConsistencyNeeds` shall contain all `VariableDataPrototypes` where any `RunnableEntity` in the attached `RunnableEntityGroup` has a implicit write access to it.

ALL_REQUIRE_DATA_OF_RUNNABLE_GROUP `DataPrototypeGroup` of the `ConsistencyNeeds` shall contain all `VariableDataPrototypes` where any `RunnableEntity` in the attached `RunnableEntityGroup` has a implicit read access to it.

ALL_PROVIDE_AND_REQUIRE_PORTS_OF_RUNNABLE_GROUP `DataPrototypeGroup` of the `ConsistencyNeeds` shall contain all `VariableDataPrototypes` where any `RunnableEntity` in the attached `RunnableEntityGroup` has a implicit write or read access to it.

EXPLICIT_DATA_PROTOTYPE_GROUP `DataPrototypeGroup` of the `ConsistencyNeeds` shall contain `VariableDataPrototypes` according functional requirements

]

[TPS_STDT_00076] Categories for `RunnableEntityGroup` in a Blueprint of `ConsistencyNeeds`

Upstream requirements: [RS_STDT_00034](#)

[

ALL_RUNNABLES_OF_COMPONENT `RunnableEntityGroup` of the `ConsistencyNeeds` shall contain all `RunnableEntities` of the software component.

ALL_RUNNABLES_WRITING_TO_DATA_PROTOTYP_GROUP `RunnableEntityGroup` of the `ConsistencyNeeds` shall contain all `RunnableEntities` with a implicit write access to any of the `VariableDataPrototypes` in the attached `DataPrototypeGroup`.

ALL_RUNNABLES_READING_FROM_DATA_PROTOTYPE_GROUP `RunnableEntityGroup` of the `ConsistencyNeeds` shall contain all `RunnableEntities` with a implicit read access to any of the `VariableDataPrototypes` in the attached `DataPrototypeGroup`.

ALL_RUNNABLES_WRITING_TO_OR_READING_FROM_DATA_PROTOTYPE_GROUP `RunnableEntityGroup` of the `ConsistencyNeed` shall contain all `RunnableEntities` with a implicit write or read access to any of the `VariableDataPrototypes` in the attached `DataPrototypeGroup`.

EXPLICIT_RUNNABLE_ENTITY_GROUP `RunnableEntityGroup` of the `ConsistencyNeeds` shall contain `RunnableEntities` according functional requirements

]

4.2.11 Blueprinting `DataConstr`**[TPS_STDT_00016] Blueprinting `DataConstr`**

Upstream requirements: [RS_STDT_00029](#)

[`DataConstr` can be blueprinted.]

4.2.12 Blueprinting `DataTypeMappingSet`**[TPS_STDT_00017] Blueprinting `DataTypeMappingSet`**

Upstream requirements: [RS_STDT_00029](#)

[`DataTypeMappingSet` can be blueprinted.]

4.2.13 Blueprinting EcucDefinitionCollection

[TPS_STDT_00018] Blueprinting `EcucDefinitionCollection`

Upstream requirements: [RS_STDT_00029](#)

[`EcucDefinitionCollection` can be blueprinted.]

4.2.14 Blueprinting EcucModuleDef

[TPS_STDT_00019] Blueprinting `EcucModuleDef`

Upstream requirements: [RS_STDT_00029](#)

[`EcucModuleDef` can be blueprinted.]

Note that this is intended for company internal use. Please refer to chapter [4.1.7](#).

4.2.15 Blueprinting FlatMap

[TPS_STDT_00035] Blueprinting `FlatMap`

Upstream requirements: [RS_STDT_00029](#)

[`FlatMap` can be blueprinted.]

Usecase for blueprints of `FlatMap` is given in [7].

4.2.16 Blueprinting ImplementationDataType

[TPS_STDT_00020] Blueprinting `ImplementationDataType`

Upstream requirements: [RS_STDT_00029](#)

[`ImplementationDataType` can be blueprinted.]

4.2.17 Blueprinting KeywordSet

[TPS_STDT_00077] Blueprinting **KeywordSet**

Upstream requirements: [RS_STDT_00035](#)

[[KeywordSet](#) can be blueprinted. The following derivation rules apply:

- No keywords may be removed from or added to the [KeywordSet](#)
- The [shortName](#) of [Keyword](#) shall not be changed or extended
- [TPS_STDT_00085] applies except that [longName](#) of [Keyword](#) shall not be changed, but it is allowed to add representations in further languages.
- The [abbrName](#) shall not be changed or extended([AbbrName](#))
- The [classification](#) of a [Keyword](#) shall not be changed but it is allowed to provide additional [classification](#).

]

4.2.18 Blueprinting LifeCycleStateDefinitionGroups and LifeCycleStates

[TPS_STDT_00043] Blueprinting **LifeCycleStateDefinitionGroup**

Upstream requirements: [RS_STDT_00025](#)

[[LifeCycleStateDefinitionGroup](#) and [LifeCycleState](#) can be blueprinted. [TPS_STDT_00065] applies such that blueprints of [LifeCycleState](#) are aggregated in a blueprint of [LifeCycleStateDefinitionGroup](#).]

4.2.19 Blueprinting ModeDeclarationGroup

[TPS_STDT_00031] Blueprinting **ModeDeclarationGroup**

Upstream requirements: [RS_STDT_00024](#)

[[ModeDeclarationGroup](#) can be blueprinted.]

4.2.20 Blueprinting PortPrototype

One of the major activities of the AUTOSAR initiative is the standardization of application interfaces. That is, in terms of the AUTOSAR meta-model the standardization mainly applies to the definition of [PortPrototypes](#) for specific purposes.

Due to the structure of the AUTOSAR meta-model it is not possible to merely express a standardized `PortPrototype` because for good reasons the latter does not exist on its own but is always owned by a `SwComponentType`.

Therefore, in the past the standardization of “application interfaces” involuntarily also involved the creation of `SwComponentTypes`. This unnecessary complexity can be overcome by the usage of a `PortPrototypeBlueprint`.

[TPS_STDT_00007] Blueprinting PortPrototype

Upstream requirements: [RS_STDT_00003](#)

[`PortPrototype` can be blueprinted by the specific meta class `PortPrototypeBlueprint`.]

For the mapping of `PortPrototypeBlueprints` see figure 4.3.

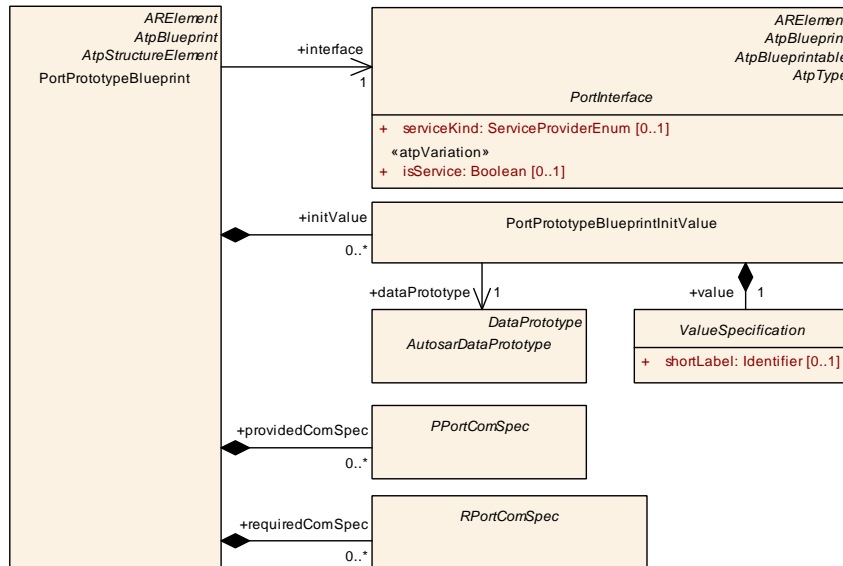


Figure 4.15: Blueprinting Port Prototype

A `PortPrototypeBlueprint` has the following characteristics:

- It is an `ARElement` and does therefore not require any element other than an `ARPackage` as context. It is therefore not necessary to involve “auxiliary” model elements into the definition of a standardized “application interface” for the mere purpose of conforming to the AUTOSAR meta-model.
- It acts as a “blueprint” for the creation of `PortPrototypes`. That is, probably supported by the used authoring tool, the user picks a specific `PortPrototypeBlueprint` and creates a `PortPrototype` out of it. The structure of the created `PortPrototype` is indistinguishable from a `PortPrototype` created without taking a `PortPrototypeBlueprint` as a blueprint. An `PortPrototypeBlueprint` can be taken as the blueprint for as many `PortPrototypes` as required.

- It is possible to define additional attributes that are taken over to the created `PortPrototype`. For example, in some cases the definition of an initial value² is part of the definition of a standardized "application interface". Therefore, `PortPrototypeBlueprint` also supports the definition of an `initValue`, which needs to be moved to the appropriate `ComSpecs`.
- It has a reference to the corresponding `PortInterface`. If the referenced `PortInterface` is not a blueprint, it can directly be taken over by the `PortPrototype` created out of the `PortPrototypeBlueprint` such that the new `PortPrototype` references the `PortInterface`. If the referenced `PortInterface` is a blueprint, it is necessary to derive a `PortInterface` and reference this in the `PortPrototype`.
- It does not make any assumptions whether the `PortPrototype` created out of it will be a `PPortPrototype` or an `RPortPrototype`.
- It can basically be used for all kinds of `PortInterfaces`, i.e. it is not constrained to e.g. `SenderReceiverInterfaces` although this kind of `PortInterface` will most likely get a significant share of the usage of `PortPrototypeBlueprint`
- It can only be used for the standardization of "application interfaces". A `PortPrototypeBlueprint` does not play any role in the formal description of any `SwComponentType` or related model artifacts (see also [TPS_STDT_00044]).

[TPS_STDT_00061] `PortPrototypeBlueprint` can own both `RPortComSpecs` and `PPortComSpecs`

Upstream requirements: [RS_STDT_00003](#)

[`PortPrototypeBlueprint` can own both `RPortComSpecs` and `PPortComSpecs` at the same time. The different `ComSpecs` are applicable for the derived `PPortPrototypes`, `RPortPrototypes` and `PRPortPrototypes` according the given communication direction. The [constr_1043] (`PortInterface` vs. `ComSpec`) in Software Component Template ([8]) is also applicable in this context.]

[TPS_STDT_00082] Multiple existence of `initValue` in the context of a `PortPrototypeBlueprint`

Upstream requirements: [RS_STDT_00003](#)

[If an `initValue` exists on the `NonqueuedReceiverComSpec` or at the `NonqueuedSenderComSpec` the `initValues` at `PortPrototypeBlueprint` shall be ignored.]

In this context [TPS_SWCT_01219] needs also be respected for a valid blueprint.

```
<PORT-PROTOTYPE-BLUEPRINT>
  <SHORT-NAME NAME-PATTERN="{ anyName } ">ALgtOnDoorAtFrntLe</SHORT-NAME>
  <LONG-NAME>
```

²AUTOSAR does not standardize init values for application interfaces, but it is supported for vendor internal use.

```

    <L-4 L="EN">Acceleration Longitudinal on Door at Front Left</L-4>
  </LONG-NAME>
  <DESC>
    <L-2 L="EN">Longitudinal high-g acceleration measured in front left
      door of vehicle (locking in driving direction)</L-2>
  </DESC>
  <INTERFACE-REF DEST="SENDER-RECEIVER-INTERFACE">/AUTOSAR/AISpecification
    /PortInterfaces_Blueprint/AExtForOccptPedSfty1</INTERFACE-REF>
  <PROVIDED-COM-SPECS>
    <NONQUEUED-SENDER-COM-SPEC>
      <NETWORK-REPRESENTATION>
        <SW-DATA-DEF-PROPS-VARIANTS>
          <SW-DATA-DEF-PROPS-CONDITIONAL>
            <BASE-TYPE-REF DEST="SW-BASE-TYPE">/AUTOSAR/Platform/
              BaseTypes_Blueprint/uint8</BASE-TYPE-REF>
            <COMPU-METHOD-REF DEST="COMPU-METHOD">/AUTOSAR/Example/
              CompuMethods_Blueprint/AccelerationOnBus</COMPU-METHOD-REF
            >
          </SW-DATA-DEF-PROPS-CONDITIONAL>
        </SW-DATA-DEF-PROPS-VARIANTS>
      </NETWORK-REPRESENTATION>
    <INIT-VALUE>
      <APPLICATION-VALUE-SPECIFICATION>
        <CATEGORY>VALUE</CATEGORY>
        <SW-VALUE-CONT>
          <SW-VALUES-PHYS>
            <V>42</V>
          </SW-VALUES-PHYS>
        </SW-VALUE-CONT>
      </APPLICATION-VALUE-SPECIFICATION>
    </INIT-VALUE>
  </NONQUEUED-SENDER-COM-SPEC>
</PROVIDED-COM-SPECS>
</PORT-PROTOTYPE-BLUEPRINT>

```

Listing 4.4: PortPrototypeBlueprint with ProvidedComSpecs

Class	PortPrototypeBlueprint			
Package	M2::AUTOSARTemplates::CommonStructure::StandardizationTemplate::BlueprintDedicated::PortPrototypeBlueprint			
Note	<p>This meta-class represents the ability to express a blueprint of a PortPrototype by referring to a particular PortInterface. This blueprint can then be used as a guidance to create particular PortPrototypes which are defined according to this blueprint. By this it is possible to standardize application interfaces without the need to also standardize software-components with PortPrototypes typed by the standardized Port Interfaces.</p> <p>Tags: atp.recommendedPackage=PortPrototypeBlueprints</p>			
Base	ARElement , ARObject , AtpBlueprint , AtpClassifier , AtpFeature , AtpStructureElement , CollectableElement , Identifiable , MultilanguageReferrable , PackageableElement , Referrable			
Aggregated by	ARPackage.element , AtpClassifier.atpFeature			
Attribute	Type	Mult.	Kind	Note
initValue	PortPrototypeBlueprint InitValue	*	aggr	This specifies the init values for the dataElements in the particular PortPrototypeBlueprint.





Class	PortPrototypeBlueprint			
interface	PortInterface	1	ref	This is the interface for which the blueprint is defined. It may be a blueprint itself or a standardized PortInterface
providedComSpec	PPortComSpec	*	aggr	Provided communication attributes per interface element (data element or operation).
requiredComSpec	RPortComSpec	*	aggr	Required communication attributes, one for each interface element.

Table 4.9: PortPrototypeBlueprint

Class	PortPrototypeBlueprintInitValue			
Package	M2::AUTOSARTemplates::CommonStructure::StandardizationTemplate::BlueprintDedicated::PortPrototypeBlueprint			
Note	This meta-class represents the ability to express init values in PortPrototypeBlueprints. These init values act as a kind of blueprint from which for example proper ComSpecs can be derived.			
Base	ARObject			
Aggregated by	PortPrototypeBlueprint.initValue			
Attribute	Type	Mult.	Kind	Note
dataPrototype	AutosarDataPrototype	1	ref	This is the data prototype for which the init value applies Tags: xml.sequenceOffset=30
value	ValueSpecification	1	aggr	This is the init value for the particular data prototype. Tags: xml.sequenceOffset=40

Table 4.10: PortPrototypeBlueprintInitValue

As an AUTOSAR model taken for downstream model handling (e.g. generation of an RTE) requires the usage of complete [PortInterfaces](#) it is necessary to derive an “actual” [PortInterface](#) out of a blueprinted [PortInterface](#) defined in the standardization process.

[TPS_STDT_00008] Compatibility of [PortPrototype](#) with [Blueprint](#)

Upstream requirements: [RS_STDT_00017](#)

[[[constr_2526](#)], [[constr_2527](#)], [[constr_2528](#)] and [[constr_2529](#)] apply for the compatibility of [PortPrototypes](#) and [PortPrototypeBlueprints](#)]

[[constr_2526](#)] [PortInterface](#) need to be compatible to the blueprints [[PortInterface](#) shall be compatible to their respective blueprints according to the compatibility rules.]

[[constr_2527](#)] Blueprints shall live in package of a proper category [As explained in detail in the [1], model artifacts (in this case [PortPrototypeBlueprint](#) and incompletely specified [PortInterfaces](#)) created for the purpose of becoming blueprints shall reside in an [ARPackage](#) of category `BLUEPRINT`.]

[constr_2528] PortPrototypes shall not refer to blueprints of a PortInterface [A port `PortPrototype` shall not reference a `PortInterface` which lives in a package of category BLUEPRINT.]

[constr_2529] PortPrototypeBlueprints and derived PortPrototypes shall reference proper PortInterfaces [A `PortPrototypeBlueprint` may reference a blueprint of `PortInterface`. According to [constr_2570], a system description shall not contain blueprints. Therefore the reference to the `PortInterface` may need to be rewritten when a `PortPrototype` is derived from the blueprint.

In this case the `PortInterface` referenced by the derived `PortPrototype` shall be compatible to the `PortInterface` (which is a blueprint) referenced by the `PortPrototypeBlueprint`.

According to [constr_2526] this can be ensured if the `PortInterface` referenced by the `PortPrototypeBlueprint` is the blueprint of the `PortInterface` referenced by the respective `PortPrototype`.]

Note that [constr_2529] is obviously also fulfilled if the `PortPrototypeBlueprint` and the derived `PortPrototype` reference a STANDARD `PortInterface` (which lives in a `ARPackage` of category "STANDARD").

4.2.21 Blueprinting PortInterface

[TPS_STDT_00066] Blueprinting PortInterface

Upstream requirements: RS_STDT_00026

[`PortInterface` can be blueprinted.]

[constr_2500] PortInterfaces shall be of same kind [Both objects (`PortInterfaces`) referenced by a blueprint mapping for port interfaces (represented by `BlueprintMapping`) shall be of the same kind (e.g. both shall be `SenderReceiverInterfaces`). In other words both interfaces shall be instances of the same meta class.]

Note that [constr_2500] is a special case of [constr_2566].

4.2.22 Blueprinting PortInterfaceMapping and PortInterfaceMappingSet

[TPS_STDT_00009] Blueprinting PortInterfaceMapping and PortInterfaceMappingSet

Upstream requirements: RS_STDT_00026

[PortInterfaceMapping can be blueprinted. [TPS_STDT_00065] applies such that the blueprints of PortInterfaceMapping are aggregated in a blueprint of PortInterfaceMappingSet.]

The intended use cases for blueprinting PortInterfaceMapping are illustrated by figure 4.16. This diagram shows an PortInterface(Blueprint) (M), and two ports typed by PortInterface (S) respectively by PortInterface(R). (S) and (R) are mapped to the blueprint (M) by a PortInterfaceMapping(Blueprint) (SMMMap and RMMMap). From this, it is possible to

1. derive PortInterfaceMapping (SRMap) between (S and R) which is then derived from two blueprints (SMMMap and RMMMap)
2. propose connectors between two components using the interfaces (S and R)

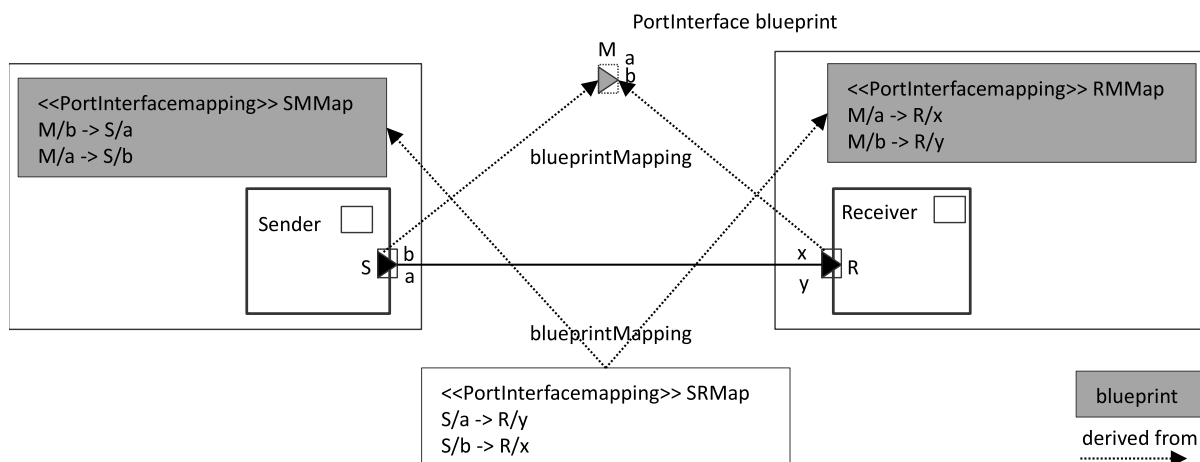


Figure 4.16: Deriving PortInterfaceMapping (1)

The intended derived objects can be determined according to the following steps:

1. find all PortInterface(blueprint)s within the BlueprintMappings of PortInterfaces containing S or R (in the example it would be M)
2. find all PortInterfaceMapping(Blueprint)s containing one of the PortInterface(Blueprint)s from step #1 and one of the PortInterfaces S and R (in our example it would be SMMMap and RMMMap)
3. derive a non blueprint PortInterfaceMapping between S and R from the ones found in step #2. Note that all PortInterfaceMappings found so far have a "blueprint reference" and a "non blueprint reference".

Take one of the `PortInterfaceMapping`(Blueprint)s from step #2 and replace the "blueprint reference" by the corresponding "non blueprint reference" of the other `PortInterfaceMapping`(Blueprint)

```
M/b (blueprint in SMap) -> S/a <-> M/b (blueprint in RMap) -> R/y
M/a (blueprint in SMap) -> S/b <-> M/a (blueprint in RMap) -> R/x
```

For example *M/b* would be substituted by *R/y* and *M/a* by *R/x* resulting in the final mapping (*S/a* → *R/y*, *S/b* → *R/x*).

Same result is achieved if *M/b* would be substituted by *S/a* and *M/a* by *S/b* resulting in the final mapping (*S/a* → *R/y*, *S/b* → *R/x*).

Implicit mappings (i.e. if data element names between `PortInterface` and `PortInterface`(blueprint) are identical then no `PortInterfaceMapping`(blueprint) is needed) have to be considered too (for example by creating "temporary" mappings).

4. Create `BlueprintMappings` for the created `PortInterfaceMapping` (*SRMap*) in step #3 to the involved `PortInterfaceMapping`(blueprints) (*SMap* and *RMap*).

The scenario is shown in these listings:

- Listing B.1 shows the definitions e.g. given by AUTOSAR.
- Listing B.2 shows the part of LeftCompany
- Listing B.3 shows the part of RightCompany
- Listing B.4 shows the part of the integration in a Project

Listing B.2 shows that "LeftCompany" has created the `PortInterface` named *S* derived from the `PortInterface`(Blueprint) *M*. Thereby the description **how** this takes place is given in the blueprint of an appropriate `PortInterfaceMapping` named *SMap*.

Listing B.3 shows that "RightCompany" has created the `PortInterface` named *R* derived from the `PortInterface`(Blueprint) *M*. Thereby the description **how** this takes place is given in the blueprint of an appropriate `PortInterfaceMapping` named *RMap*.

Listing B.4 shows that "Project" used contributions from "RightCompany" and "LeftCompany". Thereby it maps *S* to *R* in `PortInterfaceMapping` *SRMap*. This is derived from two blueprints (*SMap* and *RMap*).

4.2.23 Blueprinting SwBaseType

[TPS_STDT_00022] Blueprinting SwBaseType

Upstream requirements: [RS_STDT_00029](#)

[SwBaseType can be blueprinted.]

4.2.24 Blueprinting SwComponentType

[TPS_STDT_00024] Blueprinting SwComponentType

Upstream requirements: [RS_STDT_00011](#), [RS_STDT_00012](#)

[SwComponentType can be blueprinted.]

[constr_2568] SwComponentTypes shall be of same kind [Both objects (SwComponentTypes) referenced by a blueprint mapping for port interfaces (represented by BlueprintMapping) shall be of the same kind (e.g. both shall be AtomicSwComponentTypes). In other words both components shall be instances of the same meta class.]

Note that [constr_2568] is a special case of [constr_2566].

4.2.25 Blueprinting SwAddrMethods

[TPS_STDT_00026] Blueprinting SwAddrMethod

Upstream requirements: [RS_STDT_00029](#)

[SwAddrMethod can be blueprinted.]

4.2.26 Blueprinting VfbTiming

[TPS_STDT_00079] Blueprinting VfbTiming

Upstream requirements: [RS_STDT_00029](#)

[VfbTiming can be blueprinted.]

One of the essential purposes of blueprinting VFB Timing is enabling one to specify temporal characteristics of interfaces specified in the AUTOSAR Application Interface

Table [9]. In particular, one likes to specify timing constraints imposed on sampling rate, recurrence, age, latency, etc. for such interfaces.

Figure 4.17 shows the basic structure of a VFB Timing Blueprint and how the specified timing elements reference other blueprint elements, specifically the elements `PortPrototypeBlueprint` and port interface elements which are referenced by the element `PortInterface`; like variable data prototypes (data elements), client-server operations, mode declarations, and triggers.

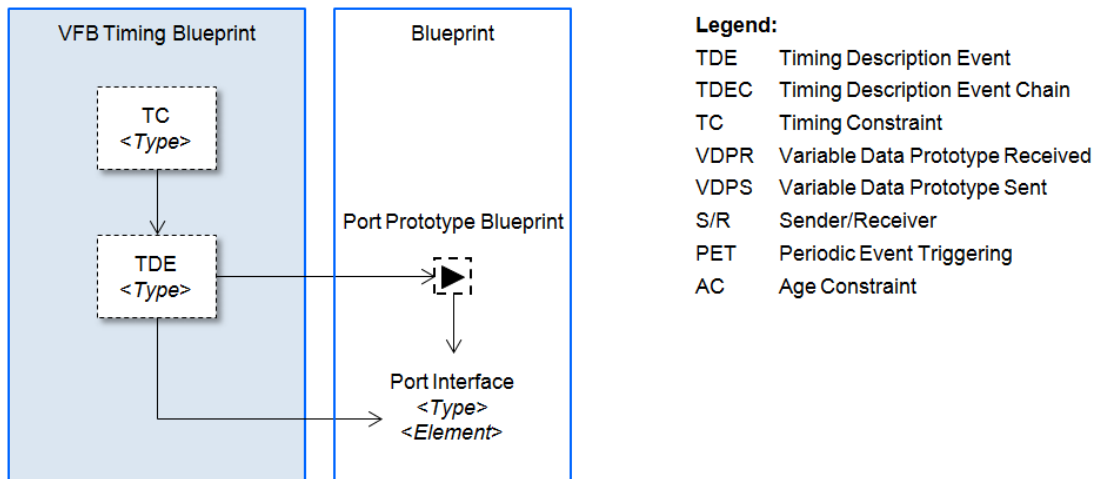


Figure 4.17: VFB Timing Blueprint

A VFB Timing Blueprint consists of timing descriptions events related to the AUTOSAR VFB view, timing description event chains, and timing constraints as defined in the “AUTOSAR Specification of Timing Extensions” [10].

A VFB Timing references the software component it is associated with. In case of a VFB Timing Blueprint this reference need not to be set, but in the derived VFB Timing the `VfbTiming.component` shall be set properly. In addition, any reference to `PortPrototypeBlueprint` shall be replaced by the corresponding reference to the `PortPrototype`.

The following constraints apply to VFB Timing Blueprints and shall be considered when creating such blueprints.

[constr_2589] In VFB Timing Blueprint `TDEventVfbPort` shall reference `Port-PrototypeBlueprint` [In a VFB Timing Blueprint `TDEventVfbPort` shall reference `PortPrototypeBlueprint`. In other words, a VFB Timing Description Event specified in a VFB Timing Blueprint shall always reference a Port Prototype Blueprint.]

4.2.26.1 Example

An example for a VFB Timing Blueprint is shown based on [11].

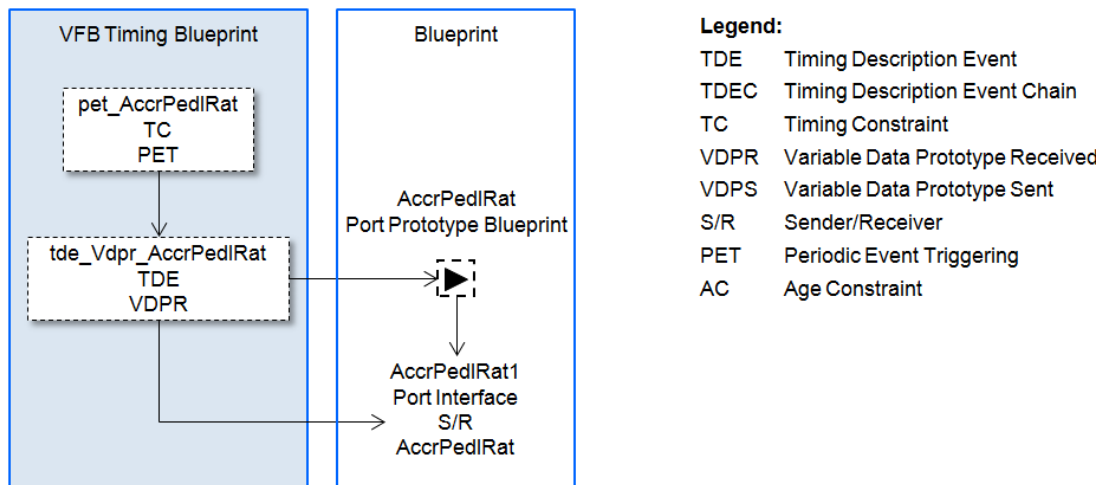
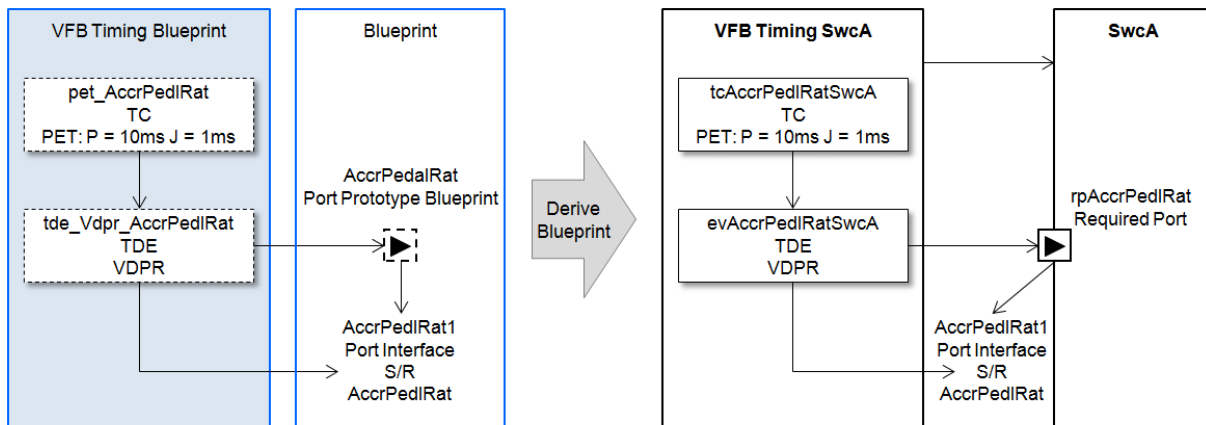


Figure 4.18: VFB Timing Blueprint Simple Example

As sketched in Figure 4.18 a VFB Timing Blueprint is specified. This blueprint consists of a timing description event called “tde_Vdpr_AccrPedIRat” that references the port prototype blueprint called “AccrPedIRat”; and also references the variable data prototype called “AccrPedIRat” of the port interface called “AccrPedIRat1”. The latter is referenced by the mentioned port prototype blueprint, too. In addition, a timing constraint, specifically a periodic event triggering constraint, is imposed on the timing description event. In essence, this timing model specifies that the variable data prototype called “AccrPedIRat” shall be received at a rate given by the periodic event triggering constraint.

The listing B.5 provides the corresponding contents of the ARXML file related to the example shown in Figure 4.18, but contains further timing description events and an additional age timing constraint imposed on the reception of the specific variable data prototype.

Figure 4.19 shows the VFB Timing Blueprint and the derived VFB Timing for a specific software component called “SW-C_A”.



Legend:

- TDE Timing Description Event
- TDEC Timing Description Event Chain
- TC Timing Constraint
- VDPR Variable Data Prototype Received
- VDPS Variable Data Prototype Sent
- S/R Sender/Receiver
- PET Periodic Event Triggering
- AC Age Constraint
- P Period
- J Jitter

Figure 4.19: Deriving a VFB Timing Blueprint

4.2.27 Blueprinting ClientServerInterfaceToBswModuleEntryBlueprintMapping

[TPS_STDT_00083] Blueprinting ClientServerInterfaceToBswModuleEntryBlueprintMapping

Upstream requirements: RS_STDT_00029

[ClientServerInterfaceToBswModuleEntryBlueprintMapping can be blueprinted.]

[TPS_STDT_00084] ClientServerOperationBlueprintMapping predetermines the implementation of an ClientServerOperation

Upstream requirements: RS_STDT_00029

[A ClientServerOperationBlueprintMapping expresses the intended implementation of a ClientServerOperation by a specific BswModuleEntry under consideration of the expected usage of PortDefinedArgumentValues.]

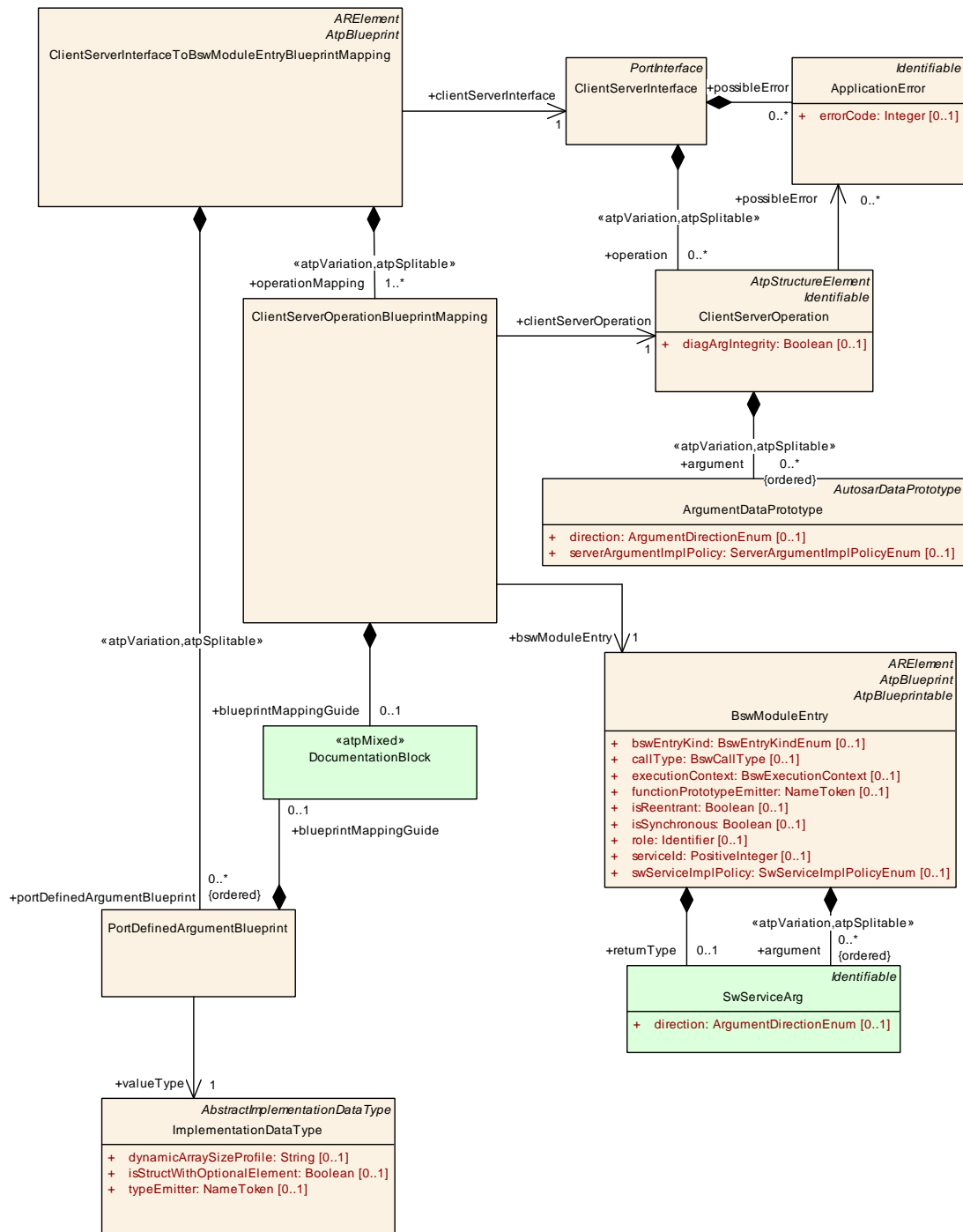


Figure 4.20: Client Server Operation Blueprint Mapping

Class	ClientServerOperationBlueprintMapping
Package	M2::AUTOSARTemplates::CommonStructure::StandardizationTemplate::ClientServerInterfaceToBswModuleEntryMapping
Note	This class describes a specific mapping between a ClientServerOperation in a ClientServerInterface blueprint and a BswModuleEntry blueprint.
Base	ARObject





Class	ClientServerOperationBlueprintMapping			
Aggregated by	ClientServerInterfaceToBswModuleEntryBlueprintMapping.operationMapping			
Attribute	Type	Mult.	Kind	Note
blueprint MappingGuide	DocumentationBlock	0..1	aggr	This attribute offers the possibility to provide additional information with respect to the mapping.
bswModule Entry	BswModuleEntry	1	ref	The referenced BswModuleEntry represents the Bsw ModuleEntry the mapping is dedicated to.
clientServer Operation	ClientServerOperation	1	ref	The referenced ClientServerOperation represents the client server operation the mapping is dedicated to.

Table 4.11: ClientServerOperationBlueprintMapping

The [ClientServerOperationBlueprintMapping](#) can be used to ensure and/or track the compatibility of [BswModuleEntries](#) which are supposed to implement [ClientServerOperations](#). It can already be defined in an early phase of the methodology when interfaces are defined. Thereby the [ClientServerOperationBlueprintMapping](#) can already be defined without all implementation details of the later required [SwComponentType](#), [SwcInternalBehavior](#), [BswModuleDescription](#), [BswInternalBehavior](#) and [SwcBswMapping](#).

Please note that the [ClientServerInterfaceToBswModuleEntryBlueprintMapping](#) has no direct impact to the later generated RTE. The setup of the RTE is solely determined by the derived objects of [ClientServerOperation](#), [BswModuleEntry](#) and the completed software component descriptions and basic software module descriptions respectively.

Such a mapping enables the formal check whether the number of arguments and the data types of arguments of the operation + additional [PortDefinedArgumentValues](#) matches the signature of the [BswModuleEntry](#).

[constr_2597] ClientServerOperationBlueprintMapping constrains number of arguments [The number of arguments of the [BswModuleEntry](#) referenced by a [bswModuleEntry](#) shall be identical to the number of [portDefinedArgumentBlueprints](#) of the owning [ClientServerInterfaceToBswModuleEntryBlueprintMapping](#) plus the number of [ArgumentDataPrototypes](#) aggregated in the role argument of the [clientServerOperation](#)]

[constr_2598] ClientServerOperationBlueprintMapping constrains the types of arguments [The arguments in the ordered lists [bswModuleEntry](#) and the matching arguments in the set union of the ordered lists [portDefinedArgumentBlueprint](#) plus [clientServerOperation](#) shall result in the identical C data type definitions.]

4.3 Deriving from AUTOSAR-provided Blueprints

Model elements provided by AUTOSAR are mainly provided as blueprints. This holds true in particular for the Application Interfaces [9] but also for the Software Specifications of the BSW layer. These AUTOSAR delivered model elements follow the package structure specified in [TPS_GST_00080].

Figure 4.21 illustrates the methodology to define data types for BSW module. The BSW Standard Package contains blueprints. In the above scenario, [TPS_STDT_00067] shall be followed but of course also holds true for the data types of other modules.

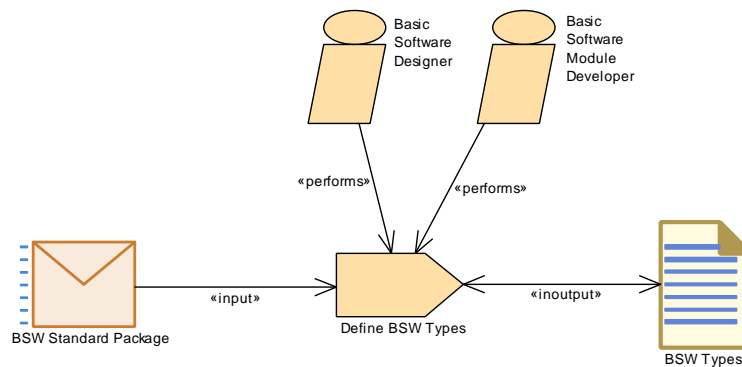


Figure 4.21: Define Bsw Types

[TPS_STDT_00067] Standardized Path for Standardized Elements

Upstream requirements: [RS_STDT_00001](#), [RS_STDT_00002](#), [RS_STDT_00014](#), [RS_STDT_00028](#), [RS_STDT_00030](#)

[Objects derived from standardized blueprints, shall follow a package path as specified in [TPS_GST_00083]. That is, providers of Software components can rely that all AUTOSAR defined model elements can be accessed through a predicable path.]

For example the Platform types [12] blueprinted in

```
/AUTOSAR/Platform/ImplementationDatatypes_Blueprint/uint8
```

shall be implemented in (and therefore safely be accessible through)

```
/AUTOSAR_Platform/ImplementationDatatypes/uint8
```

5 Keywords

[TPS_STDT_00012] Defining Keywords

Upstream requirements: [RS_STDT_00005](#), [RS_STDT_00008](#), [RS_STDT_00042](#)

[The meta-class `KeywordSet` can be used to define sets of `Keywords`. The purpose of a `Keyword` is to contribute parts of names for AUTOSAR model elements.]

Keywords are referenced to be part of name pattern as specified in Chapter 4.1.5.

As an example, the `shortName` “CmftMngt” is composed out of two `Keywords` with the `abbrName` “Cmft” and “Mngt”.

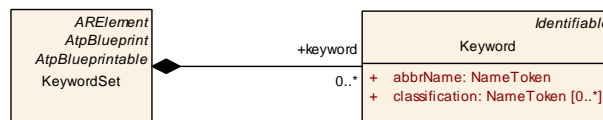


Figure 5.1: Keyword and KeywordSet

[TPS_STDT_00069] Attributes of Keyword

Upstream requirements: [RS_STDT_00005](#), [RS_STDT_00042](#)

[The meta-class `Keyword` is derived from `Identifiable`. The attributes of `Identifiable` shall be applied for `Keyword` as follows.

shortName represents the unique name of the keyword. In the example above it would be “Cmft”. Note that this is used only for identifying the keyword. The contributed name part is taken from `abbrName`.

longName represents the long form of the keyword, typically its an unabbreviated technical term. In the example above it would be “Comfort”.

desc represents the definition of the keyword in terms of a verbal description allowing to identify whether the keyword applies for a specific case. In the example above the description would be “This keyword is used to express something as comfortable or convenient”.

introduction represents a verbal description of a use case. This can be used for additional explanations or examples.

]

[TPS_STDT_00070] Classification of Keywords

Upstream requirements: [RS_STDT_00005](#), [RS_STDT_00042](#)

[The attribute `classification` depends on the applied naming convention.]

For example, the values could be according to table 2 of [13] such as `Action-PhysicalType`, `Condition-Qualifier`, `Index`, `Mean-Environment-Device`, `Preposition`.

Listing B.6 illustrates an example how to use `Keyword`. More elaborate usage can be seen in [2].

[TPS_STDT_00068] Expressing "stem"-Relation of Keywords

Upstream requirements: [RS_STDT_00005](#), [RS_STDT_00042](#)

[There are keywords which basically stem from the same root. This relationship is expressed by an `Collection` where the `elementRole` is named `DECLINATION_OF`. The root is denoted `sourceElement`. The declinations are denoted in `element`. The root is not a declination of itself, and therefore is not mentioned as an `element` again.]

As an example for [TPS_STDT_00068] the keywords `Drvvr`, `Drvvg` stem from `Drv`¹. This is delivered according to the example in Listing B.7

¹Note that `Drv` is not an `element` of this `Collection` since it is not a declination of itself.

6 Data Exchange Points

6.1 Overview

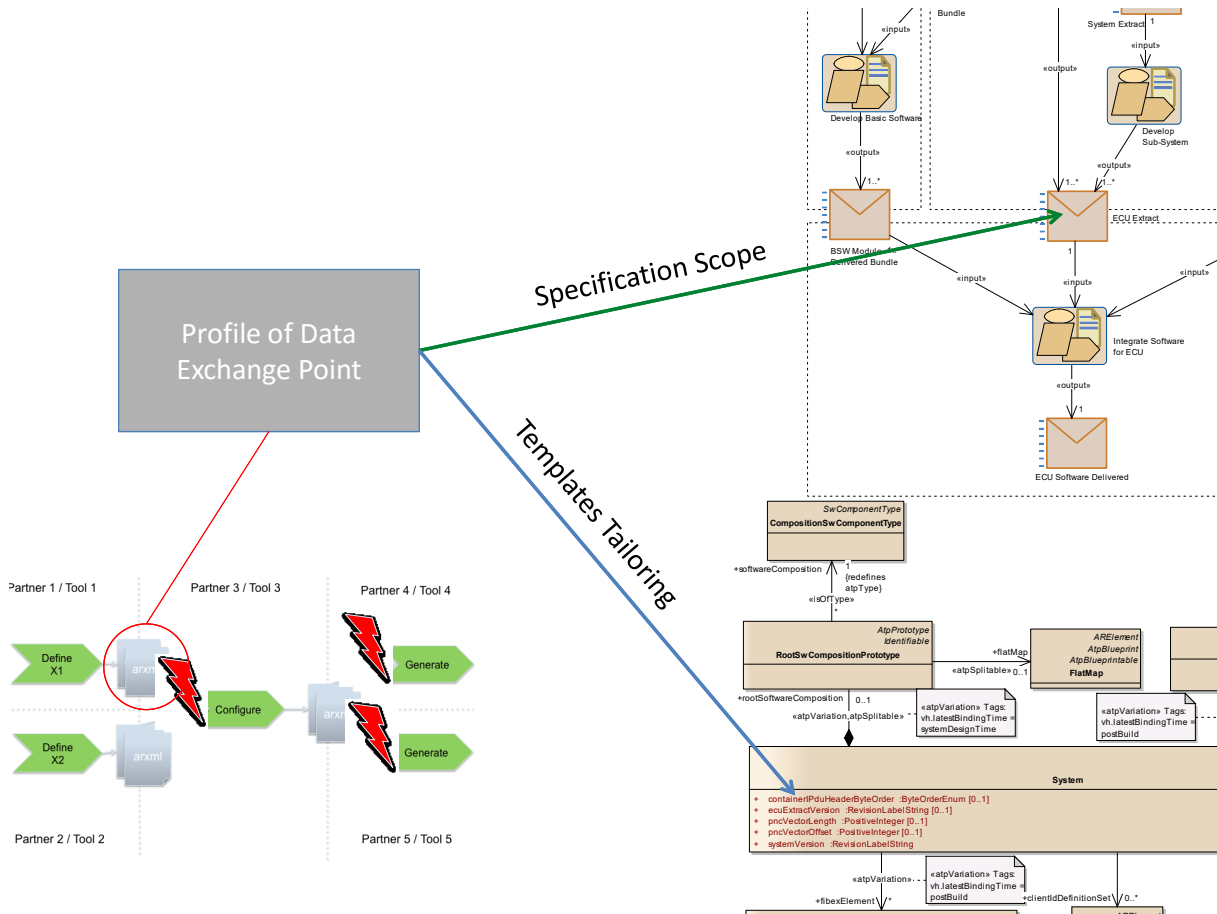


Figure 6.1: Overview of Description of Data Exchange Point

[TPS_STDT_00100] Motivation of Description of Data Exchange Points

Upstream requirements: [RS_STDT_00102](#), [RS_STDT_00103](#)

[Profiles of Data Exchange Points intend to improve the interoperability between tools by describing which data is expected for a given activity or task in the methodology.]

(see figure 6.1)

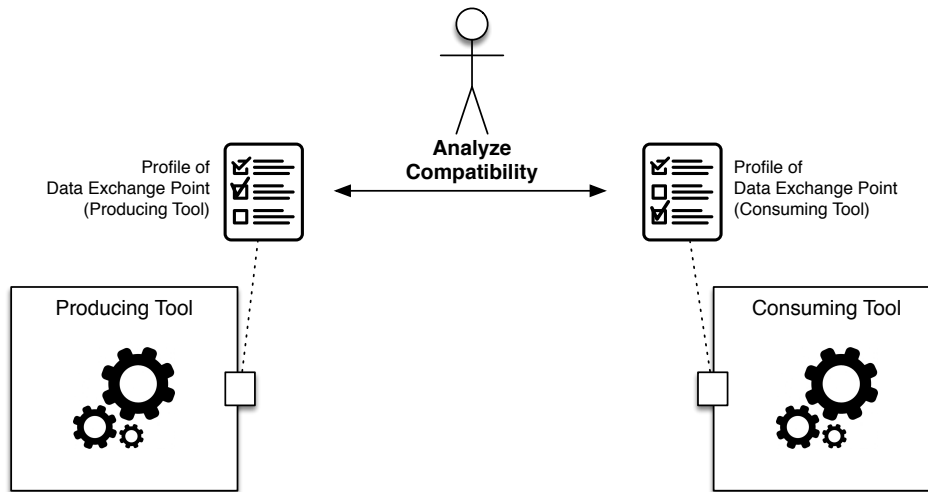


Figure 6.2: Documentation and Analysis of Data Interface of Tools

[TPS_STDT_00115] Analysis of Tool Compatibility

Upstream requirements: [RS_STDT_00117](#), [RS_STDT_00118](#), [RS_STDT_00119](#)

[Profile of Data Exchange Points enable structured documentation of the subset of the AUTOSAR standard that is supported or explicitly not supported by a tool. In other words: the profile describes the data interface of the tool. The availability of profiles enables initial checks of compatibility of tools before actual AUTOSAR models are available (e.g. due to IP issues, new features that are not yet implemented, ...). Commonalities usually show low risk of interoperability issues. Differences or undefined information show potential high risk of interoperability issues. The formalized description of Data Exchange Points additionally enables tool support for finding locations with high risk of interoperability issues. However, the interpretation of the results requires engineering know how and interaction between tool vendors and users.]

(see figure [6.2](#))

[TPS_STDT_00116] Limitation of Analysis of Profile of Data Exchange Points

Upstream requirements: [RS_STDT_00117](#), [RS_STDT_00118](#)

[The analysis of the compatibility of two or more Profile of Data Exchange Points has the goal to identify potential interoperability issues. The analysis of profiles can help identifying some issues. However, the analysis cannot guarantee the absence of interoperability issues. This analysis does not replace other interoperability check mechanisms such as the creation and processing of example AUTOSAR models that make use of the intended features (reference models).]

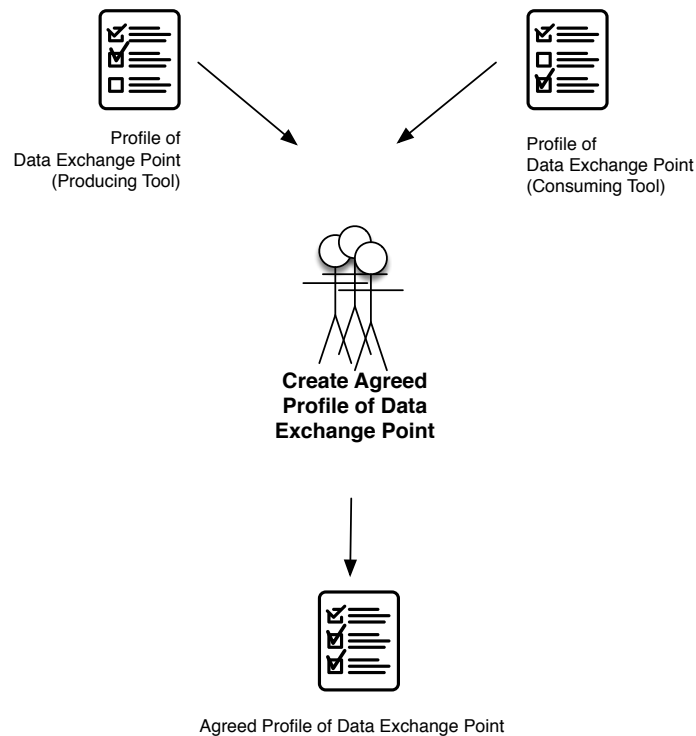


Figure 6.3: Creation of an agreed Profile of Data Exchange Point

[TPS_STDT_00117] Agreed Profile of Data Exchange Point

Upstream requirements: [RS_STDT_00121](#)

[The result of the analysis and negotiation of Profile of Data Exchange Points can be documented as an Agreed Profile of Data Exchange Point. Usage scenarios for the Agreed Profile for Data Exchange include:

- Validation of the AUTOSAR models that are created by the producing tool with respect to compliance with the agreed contract. This validation can, for instance, be used as a quality gate before the actual AUTOSAR model is passed to the consuming tool.
- A Profile of Data Exchange Point can be used as a specification for intended future functionality. Tool vendors can analyze the Agreed Profile for Data Exchange in order to identify features that are not yet implemented.

]

(see figure 6.3)

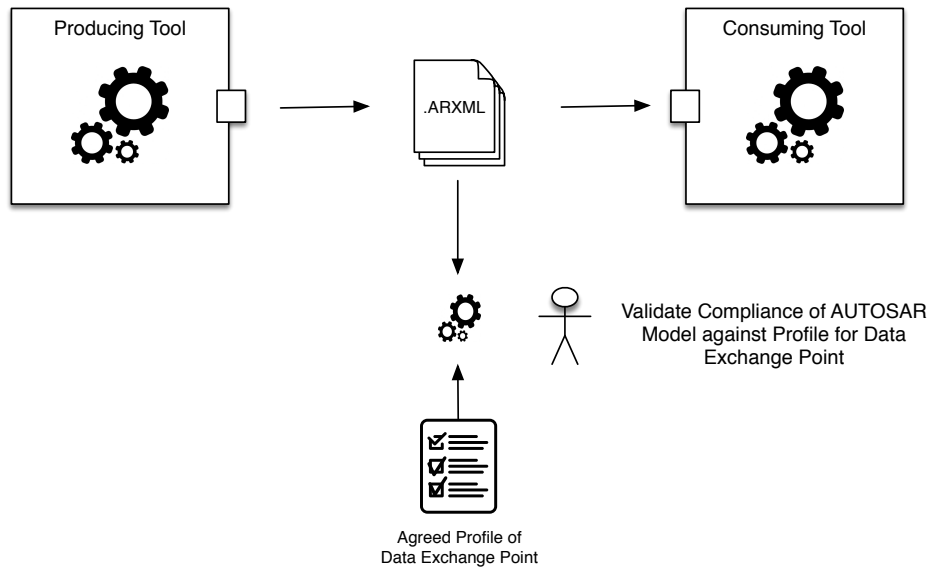


Figure 6.4: Validation of Compliance of AUTOSAR Models with Profile of Data Exchange Point

[TPS_STDT_00118] Compliance with Profile of Data Exchange Point

Upstream requirements: [RS_STDT_00121](#)

[A Profile of Data Exchange Point can tailor the AUTOSAR Data Format for a specific Data Exchange Point. This tailoring of Data Format Elements (Meta-Classes, Attributes, Constraints, Sdg usage) specifies a subset of the meta-model that is relevant for this specific Data Exchange Point and defines which AUTOSAR and custom validation rules have to be evaluated. An AUTOSAR Model complies with a Profile of Data Exchange Point if all validation rules evaluate to true.]

(see figure 6.4)

Note: The following patterns, meta classes and attributes focus on the description of self-contained Profile of Data Exchange Points. Support for authoring of profiles such as the composition of a profile out of profile assets is not yet covered.

6.2 General Patterns

6.2.1 Top Level Data Structure

[TPS_STDT_00120] Purpose of DataExchangePoint

Upstream requirements: [RS_STDT_00101](#)

[For a given Data Exchange Point the DataExchangePoint specifies the following aspects:

- Short description of the data exchange point using `longName`, `desc` and `introduction` (inherited from `Identifiable`).
- The `Baseline` of the AUTOSAR standard that is referenced by the profile
- High-Level specification of the data exchange point by selection of the relevant parts of the AUTOSAR Specifications.
- Detailed tailoring of the AUTOSAR Data Format (Meta-Classes, Attributes, Constraints, Special Data Group Definitions).

]

For details see sections 6.3 and 6.4.

The aspects that are described by the `DataExchangePoint` are located on the Meta Level (M2 as described in [1]). On this level we can find the AUTOSAR Meta Model and the AUTOSAR XML Schema. Although a `Profile of Data Exchange Point` specifies information on M2 level we reuse the approach for the specification of the `Profile of Data Exchange Point` language that is already used by the AUTOSAR Template specifications. Using this approach, we can store a `Profile of Data Exchange Point` in a `.arxml` file and we can reuse existing meta classes such as `ARPackage`, `Documentation`, `Identifiable`, etc.

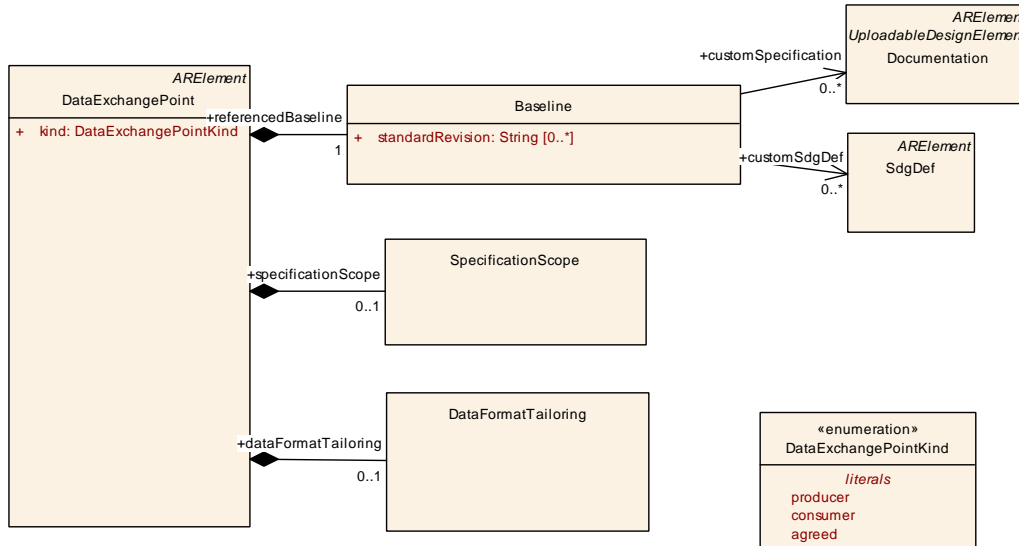


Figure 6.5: Overview of Data Exchange Point

[TPS_STDT_00121] High-level Overview Description of `DataExchangePoint`

Upstream requirements: `RS_STDT_00101`, `RS_STDT_00104`

[The high-level overview description is provided by means of its attributes `longName`, `desc` and `introduction`.]

[TPS_STDT_00122] Purpose of [Baseline](#)

Upstream requirements: [RS_STDT_00105](#)

[[Baseline](#) specifies a baseline of the AUTOSAR standard that is used as a reference for all references to AUTOSAR Specification Elements in this [DataExchangePoint](#). The baseline is specified by listing the AUTOSAR standards and their revisions. Custom defined functionality and deviations are described using the [Documentation M1 Documentation](#) capabilities.]

[TPS_STDT_00211] Specification of the AUTOSAR Standards that are part of the [Baseline](#)

Upstream requirements: [RS_STDT_00105](#)

[AUTOSAR is modularized into several standards. A combination of those AUTOSAR standards in a specific version is identified by specifying the [standardRevision](#) of each included standard.]

Note: the identifiers of the standards that have an impact on the XML schema are referenced in section "Covered Standards:" of the readme.txt that is part the MMOD_XMLSchema_230.

E.g.: [standardRevision](#)[0]="FO 1.4.0", [standardRevision](#)[1]="CP 4.4.0", [standardRevision](#)[2]="AP 18-10"

[constr_2609] Single revision per AUTOSAR standard [The [standardRevision](#) may only contain a single revision per AUTOSAR standard. E.g. it is allowed to combine the AUTOSAR standards "Foundation" in revision 1.0.0 with the "Classic Platform" in revision 4.3.0. However, it is not allowed to reference the revisions 4.2.2 and 4.3.0 of the "Classic Platform" in the same [Baseline](#).]

Class	DataExchangePoint			
Package	M2::AUTOSARTemplates::CommonStructure::StandardizationTemplate::DataExchangePoint			
Note	<p>The Data Exchange Point describes the relationship between a work product and its intended use in the methodology with a tailoring of the AUTOSAR templates.</p> <p>An informal description is provided by the 'desc' and 'introduction' attributes of the DataExchangePoint. The informal description SHOULD include the subject that is described by this data exchange point. E.g.</p> <ul style="list-style-type: none"> • producible data of tool A, version x • consumable data of tool B, version y • agreed profile between partner A and partner B in project xyz <p>Tags: atp.recommendedPackage=DataExchangePoints</p>			
Base	ARElement , ARObject , CollectableElement , Identifiable , MultilanguageReferrable , PackageableElement , Referrable			
Aggregated by	ARPackage.element			
Attribute	Type	Mult.	Kind	Note





Class	DataExchangePoint			
dataFormat Tailoring	DataFormatTailoring	0..1	aggr	tailoring to the Autosar Exchange Data Format The subset and tailoring of the templates specifications (Meta-Classes, Attributes, Sdgs, Constraints, SpecItems) Tags: xml.sequenceOffset=40
kind	DataExchangePoint Kind	1	attr	Specifies the kind of this DataExchangePoint. It provides information if this DataExchangePoint represents <ul style="list-style-type: none"> • the output of a tool that produce data, • the input of a tool that consumes data or • an agreed profile
referenced Baseline	Baseline	1	aggr	The baseline of the AUTOSAR standard that is used as a reference within this Data Exchange Point. Tags: xml.sequenceOffset=10
specification Scope	SpecificationScope	0..1	aggr	The specification of the relevant subset of Autosar standardized and custom specifications. Tags: xml.sequenceOffset=30

Table 6.1: DataExchangePoint

Class	Baseline			
Package	M2::AUTOSARTemplates::CommonStructure::StandardizationTemplate::DataExchangePoint			
Note	Specification of the baseline of the AUTOSAR standard this Data Exchange Point relates to. The baseline is specified by listing the AUTOSAR products and their revisions. Custom defined functionality and deviations to the standard can be provided as well. All references to specification elements in this Data Exchange Point refer to specification elements that are part of this specification baseline.			
Base	ARObject			
Aggregated by	DataExchangePoint.referencedBaseline			
Attribute	Type	Mult.	Kind	Note
customSdgDef	SdgDef	*	ref	Reference to custom SdgDefs that extend the data format of this baseline, Tags: xml.sequenceOffset=30
custom Specification	Documentation	*	ref	Reference to custom specifications that extend this baseline, Tags: xml.sequenceOffset=20
standard Revision	String	*	attr	Specifies a combination of revisions of AUTOSAR standards that are used as the specification baseline of this Data Exchange Point. All standard specification elements that are referenced by this Profile of Data Exchange Point have to be part of specifications that belong to the defined AUTOSAR standards. Tags: xml.sequenceOffset=10

Table 6.2: Baseline

Enumeration	DataExchangePointKind			
Package	M2::AUTOSARTemplates::CommonStructure::StandardizationTemplate::DataExchangePoint			
Note	Specifies the kind of a DataExchangePoint.			
Aggregated by	DataExchangePoint.kind			
Literal	Description			





Enumeration	DataExchangePointKind
agreed	the data exchange point description represents the agreed data exchange point that should be used during data exchange Tags: atp.EnumerationLiteralIndex=2
consumer	the data exchange point description represents the input of a consuming tool. Tags: atp.EnumerationLiteralIndex=1
producer	the data exchange point description represents the output of a producing tool. Tags: atp.EnumerationLiteralIndex=0

Table 6.3: DataExchangePointKind

```

<AR-PACKAGE>
  <SHORT-NAME>DataExchangePoints</SHORT-NAME>
  <ELEMENTS>
    <DATA-EXCHANGE-POINT>
      <SHORT-NAME>ECU_System_Description</SHORT-NAME>
      <LONG-NAME>
        <L-4 L="EN">ECU System Description for Configuration of ComStack
          for Unsegmented Unmultiplexed Signal-Based Communication on
          CAN</L-4>
      </LONG-NAME>
      <DESC>
        <L-2 L="EN">This profile describes the data that is exchanged in
          the deliverable "ECU_System_Description" and focuses on data
          that is required for configuring the behavior of the ECU on
          the CAN network with respect to unsegmented signal-based
          communication. The profile shows the supported input of
          FancyCanStackConfigurator version 1.2.2</L-2>
      </DESC>
      <INTRODUCTION>
        <P>
          <L-1 L="EN">Consumer, Tool: FancyCanStackConfigurator version
            1.2.2, invoked using "fancy_buildCar"</L-1>
        </P>
      </INTRODUCTION>
      <KIND>CONSUMER</KIND>
      <REFERENCED-BASELINE>
        <STANDARD-REVISIONS>
          <STANDARD-REVISION>CP R4.3.0</STANDARD-REVISION>
          <STANDARD-REVISION>FO R1.0.0</STANDARD-REVISION>
        </STANDARD-REVISIONS>
        <CUSTOM-SPECIFICATION-REFS>
          <CUSTOM-SPECIFICATION-REF DEST="DOCUMENTATION">/VendorName/
            DataExchangePoints/CustomExtensions</CUSTOM-SPECIFICATION-
            REF>
        </CUSTOM-SPECIFICATION-REFS>
      </REFERENCED-BASELINE>
      <SPECIFICATION-SCOPE>
        <!-- -->
      </SPECIFICATION-SCOPE>
      <DATA-FORMAT-TAILORING>
        <!-- -->
      </DATA-FORMAT-TAILORING>
    </DATA-EXCHANGE-POINT>
  </ELEMENTS>
</AR-PACKAGE>
    
```

```

<DOCUMENTATION>
  <SHORT-NAME>CustomExtensions</SHORT-NAME>
  <DOCUMENTATION-CONTENT>
    <CHAPTER>
      <SHORT-NAME>RFCs</SHORT-NAME>
      <STRUCTURED-REQ>
        <SHORT-NAME>Example_RFC12345</SHORT-NAME>
        <DESCRIPTION>
          <P>
            <L-1 L="EN">Description of the change request</L-1>
          </P>
        </DESCRIPTION>
      </STRUCTURED-REQ>
    </CHAPTER>
  </DOCUMENTATION-CONTENT>
</DOCUMENTATION>
</ELEMENTS>
</AR-PACKAGE>

```

Listing 6.1: Example of Top Level Structure

6.2.2 Referencing Standardized Specification Elements

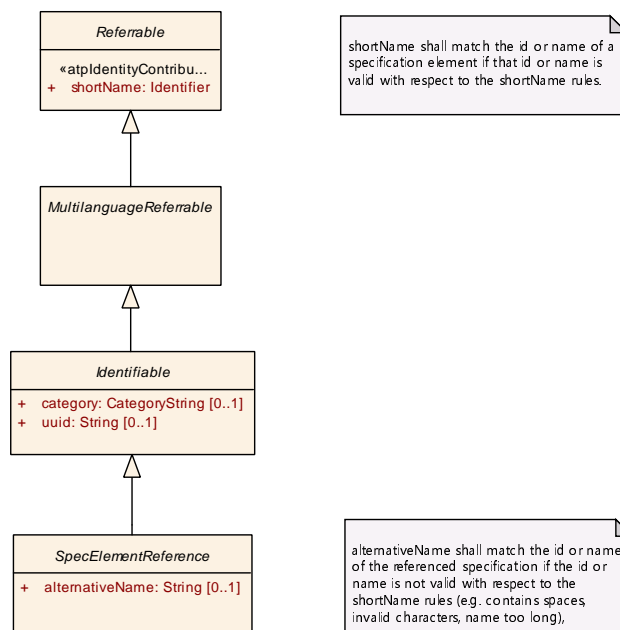


Figure 6.6: Referencing Specification Elements

[TPS_STDT_00102] Referencing AUTOSAR Specification Elements via shortName

Upstream requirements: [RS_STDT_00102](#), [RS_STDT_00103](#), [RS_STDT_00106](#), [RS_STDT_00108](#), [RS_STDT_00109](#)

[If the name of the AUTOSAR Specification Element follows the rules of [shortNames](#) (see [Identifier](#)), then [SpecElementReference.shortName](#) shall describe the name of the referenced AUTOSAR Specification Element.]

[TPS_STDT_00103] Referencing AUTOSAR Specification Elements via alternativeName

Upstream requirements: [RS_STDT_00102](#), [RS_STDT_00103](#), [RS_STDT_00106](#), [RS_STDT_00108](#), [RS_STDT_00109](#)

[If the name of the AUTOSAR Specification Element does not follow the rules of [shortNames](#) (see [Identifier](#)), then [alternativeName](#) shall describe the name of the referenced AUTOSAR Specification Element. The [shortName](#) shall contain a simplified name that is created using the following rules:

- replace all characters, that are not allowed by the [shortName](#) rules (see [Identifier](#)) by '_' (underline)
- If the [shortName](#) is longer than 128 characters, then the following algorithm applies:
 1. get the first 121 characters. This leaves room for a separator and a CRC number.
 2. append "_0x"
 3. append a CRC16 checksum in hex format (uppercase) of the original name. For more information about the CRC16 algorithm see [14].

]

[constr_2610] No alternativeName if matching via shortName [The [alternativeName](#) shall not be set if the referenced AUTOSAR Specification Element matches the rules of [Identifier](#).]

[constr_2611] Referenced AUTOSAR Specification Elements shall be part of the AUTOSAR Specification Baseline [If the [SpecElementReference](#) references an AUTOSAR specification element then the [shortName](#) or [alternativeName](#) shall match the name of the AUTOSAR specification element in a specification that is part of the revision of the standard that is specified in [Baseline](#).]

See also example [B.15](#).

Class	<i>SpecElementReference</i> (abstract)			
Package	M2::AUTOSARTemplates::CommonStructure::StandardizationTemplate::DataExchangePoint::Common Patterns			
Note	This is a reference to a specification element in the Autosar standard.			
Base	<i>ARObject</i> , <i>Identifiable</i> , <i>MultilanguageReferrable</i> , <i>Referrable</i>			
Subclasses	<i>DataFormatElementReference</i> , <i>SpecElementScope</i>			
Attribute	Type	Mult.	Kind	Note
alternative Name	String	0..1	attr	Alternative name of a specification element if its name doesn't fit into the shortName. E.g. because the name contains spaces.

Table 6.4: SpecElementReference

6.2.3 Referencing Custom Specification Elements

[TPS_STDT_00104] Referencing Custom Specification Elements

Upstream requirements: [RS_STDT_00102](#), [RS_STDT_00103](#), [RS_STDT_00106](#), [RS_STDT_00108](#), [RS_STDT_00109](#)

[If it is required to define custom specification elements that go beyond the AUTOSAR standardized specification elements, then the Description of Data Exchange Points allows the referencing of those descriptions via AUTOSAR `shortName` path based references. If a reference to a custom Specification Element is defined, then this reference is used for identification of the Specification element. No matching of AUTOSAR defined Specification Elements via `alternativeName` or `shortName` applies.]

[**constr_2608** Custom extensions shall be part of the **Documentation** that is referenced by the **Baseline** [If a `SpecElementReference` references a custom defined specification element, then this specification element shall be part of a **Documentation** that is referenced by the **Baseline** of this Profile.]

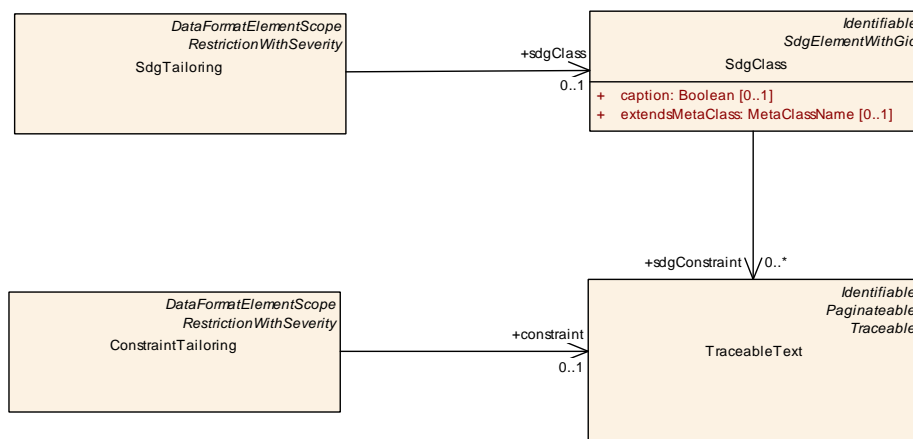


Figure 6.7: Referencing Custom Defined Constraints and Special Data Groups

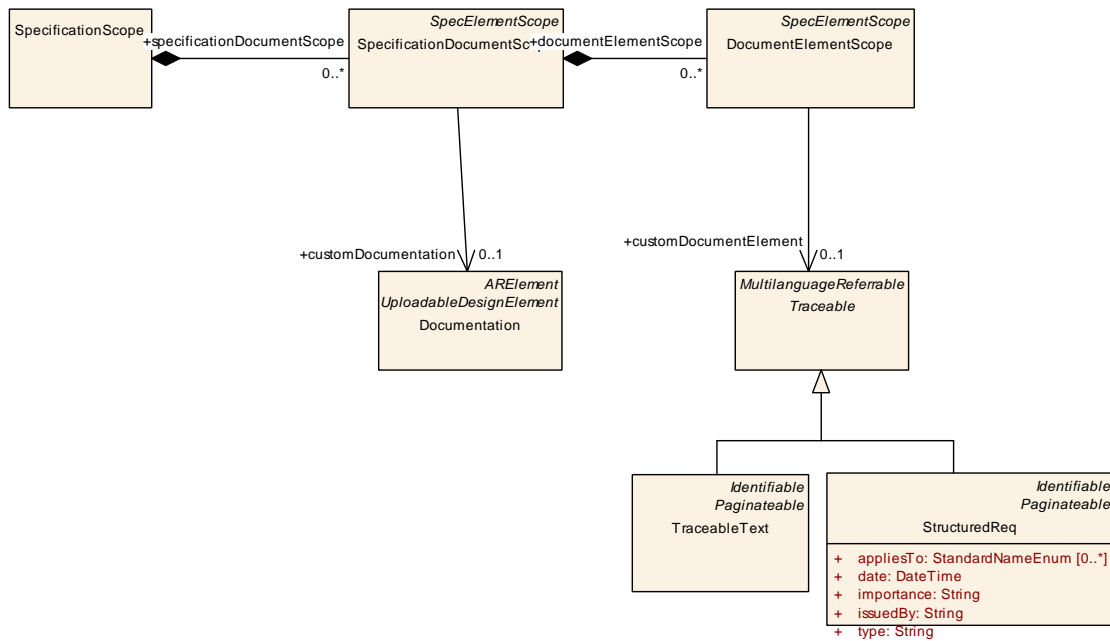


Figure 6.8: Referencing elements in custom specifications

See also example [B.15](#).

6.2.4 Scoping of Specification Elements

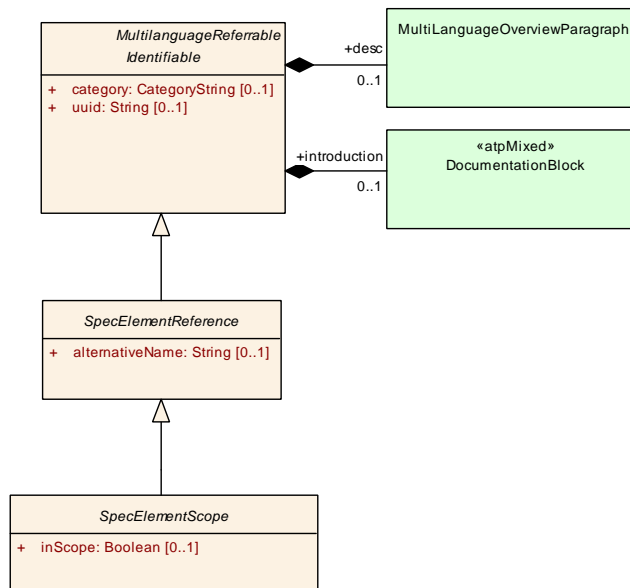


Figure 6.9: Scoping of Specification Elements

[TPS_STDT_00124] Purpose of `SpecElementScope`

Upstream requirements: [RS_STDT_00103](#), [RS_STDT_00106](#), [RS_STDT_00108](#), [RS_STDT_00109](#)

[For all AUTOSAR specification elements and custom functionality a Data Exchange Point describes if a referenced specification element is relevant for the Data Exchange Point. If `inScope==true`, then the specification element is relevant. (e.g. a requirement needs to be fulfilled, a constraint is enabled, an attribute shall exist, ...). If `inScope==false`, then the specification element is not relevant. (e.g. a requirement does not apply, a constraint is disabled, it is not relevant if an attribute exists, ...)]

Class	<i>SpecElementScope</i> (abstract)			
Package	M2::AUTOSARTemplates::CommonStructure::StandardizationTemplate::DataExchangePoint::Common Patterns			
Note	This class defines if a specification element is relevant within the context of this data exchange point.			
Base	<i>ARObject</i> , <i>Identifiable</i> , <i>MultilanguageReferrable</i> , <i>Referrable</i> , <i>SpecElementReference</i>			
Subclasses	<i>DataFormatElementScope</i> , <i>DocumentElementScope</i> , <i>SpecificationDocumentScope</i>			
Attribute	Type	Mult.	Kind	Note
inScope	Boolean	0..1	attr	indicates, if a specification element is relevant for this data exchange point. It is relevant if <code>inScope==true</code> . It is not relevant or don't care if <code>inScope=false</code> .

Table 6.5: SpecElementScope

6.2.5 Tailoring of Data Format Elements

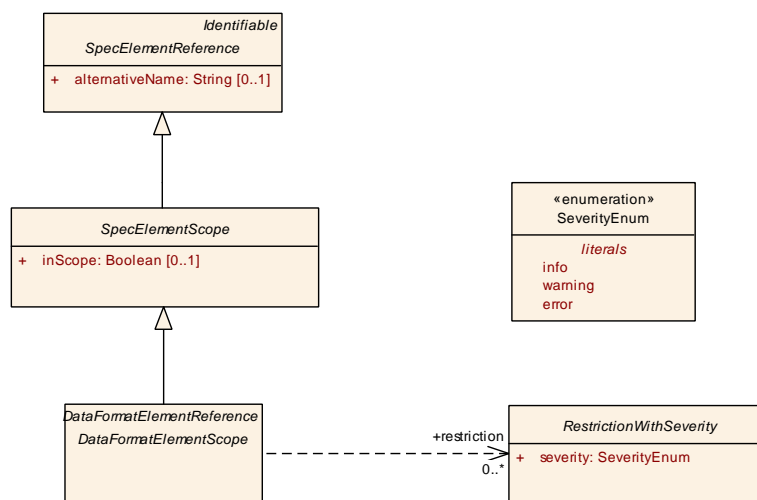


Figure 6.10: Tailoring of Data Format Elements

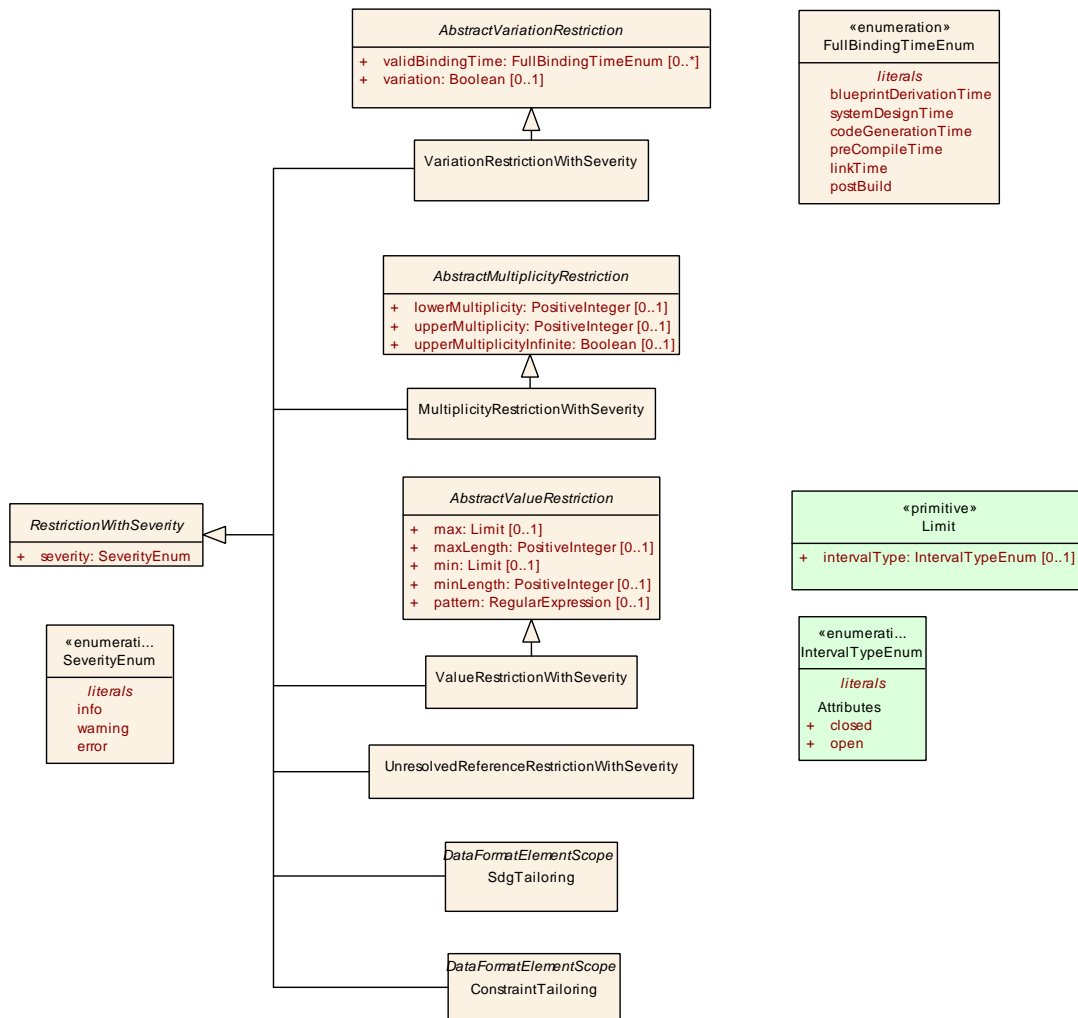


Figure 6.11: Restrictions with Severity

[TPS_STDT_00126] Definition: Data Format Elements

Upstream requirements: [RS_STDT_00106](#), [RS_STDT_00114](#)

[Data Format Elements are Meta-Classes, Meta-Attributes, Constraints and Special Data Group Definitions that have direct impact on the AUTOSAR data exchange format.]

[TPS_STDT_00186] Scope and Restrictions of Data Format Elements

Upstream requirements: [RS_STDT_00106](#), [RS_STDT_00114](#)

[A DataFormatElementScope defines if a Data Format Element is relevant for the Data Exchange Point. If inScope == true then restrictions with severity specify additional constraints and their severity.]

[TPS_STDT_00172] Purpose of [RestrictionWithSeverity](#)

Upstream requirements: [RS_STDT_00114](#)

[A [RestrictionWithSeverity](#) defines constraints on the model. The severity describes the severity level that is reported in case the restriction is violated.]

[TPS_STDT_00173] Purpose of [ValueRestrictionWithSeverity](#)

Upstream requirements: [RS_STDT_00113](#)

[A [ValueRestrictionWithSeverity](#) defines constraints on the value of a simple attribute (string, integer, float).]

[TPS_STDT_00174] Purpose of [MultiplicityRestrictionWithSeverity](#)

Upstream requirements: [RS_STDT_00106](#), [RS_STDT_00110](#)

[A [MultiplicityRestrictionWithSeverity](#) specifies the valid number of occurrences of an element in the current context.]

[TPS_STDT_00175] Purpose of [VariationRestrictionWithSeverity](#)

Upstream requirements: [RS_STDT_00125](#)

[A [VariationRestrictionWithSeverity](#) specifies constraints on the usage of variation and on the valid binding times.]

[TPS_STDT_00176] Context specific Tailoring

Upstream requirements: [RS_STDT_00125](#)

[The tailoring of a `Meta Class` can optionally depend on

- the `role` by which an object is aggregated or referenced and
- conditions that depend for instance on `attribute` values (e.g. the value of `category`)

]

Class	<i>RestrictionWithSeverity</i> (abstract)			
Package	M2::AUTOSARTemplates::CommonStructure::StandardizationTemplate::DataExchangePoint::CommonPatterns			
Note	A restriction that has a severity. The severity describes the severity level that is reported in case the restriction is violated.			
Base	<i>ARObject</i>			
Subclasses	ConstraintTailoring , MultiplicityRestrictionWithSeverity , SdgTailoring , UnresolvedReferenceRestrictionWithSeverity , ValueRestrictionWithSeverity , VariationRestrictionWithSeverity			
Attribute	Type	Mult.	Kind	Note
severity	SeverityEnum	1	attr	Severity level that is reported in case the restriction is violated.

Table 6.6: RestrictionWithSeverity

Enumeration	SeverityEnum
Package	M2::AUTOSARTemplates::CommonStructure::StandardizationTemplate::DataExchangePoint
Note	Definition of severity levels.
Aggregated by	RestrictionWithSeverity.severity
Literal	Description
error	Something is not right. High risk of interoperability issues. Tags: atp.EnumerationLiteralIndex=2
info	Something was found that is worth mentioning. Low risk of interoperability issues. Tags: atp.EnumerationLiteralIndex=0
warning	Something might be wrong depending on the context. Medium risk of interoperability issues. Tags: atp.EnumerationLiteralIndex=1

Table 6.7: SeverityEnum

Class	ValueRestrictionWithSeverity			
Package	M2::AUTOSARTemplates::CommonStructure::StandardizationTemplate::DataExchangePoint::DataFormatTailoring			
Note	Specifies valid values of primitive data types. A value is valid if all rules defined by this ValueRestriction evaluate to true.			
Base	ARObject , AbstractValueRestriction , RestrictionWithSeverity			
Aggregated by	PrimitiveAttributeTailoring.valueRestriction			
Attribute	Type	Mult.	Kind	Note
–	–	–	–	–

Table 6.8: ValueRestrictionWithSeverity

Class	AbstractValueRestriction (abstract)			
Package	M2::AUTOSARTemplates::GenericStructure::GeneralTemplateClasses::ModelRestrictionTypes			
Note	Restricts primitive values. A value is valid if all rules that are defined by this restriction evaluate to true.			
Base	ARObject			
Subclasses	PrimitiveAttributeCondition , SdgAbstractPrimitiveAttribute , ValueRestrictionWithSeverity			
Attribute	Type	Mult.	Kind	Note
max	Limit	0..1	attr	Specifies the upper bounds for numeric values.
maxLength	PositiveInteger	0..1	attr	Specifies the maximum number of characters of textual values.
min	Limit	0..1	attr	Specifies the lower bounds for numeric values.
minLength	PositiveInteger	0..1	attr	Specifies the minimal number of characters of textual values.
pattern	RegularExpression	0..1	attr	Defines the exact sequence of characters that are acceptable.

Table 6.9: AbstractValueRestriction

Class	MultiplicityRestrictionWithSeverity			
Package	M2::AUTOSARTemplates::CommonStructure::StandardizationTemplate::DataExchangePoint::DataFormatTailoring			
Note	Restriction that specifies the valid number of occurrences of an element in the current context.			
Base	ARObject , AbstractMultiplicityRestriction , RestrictionWithSeverity			





Class	MultiplicityRestrictionWithSeverity			
Aggregated by	AttributeTailoring.multiplicityRestriction , ClassTailoring.multiplicityRestriction			
Attribute	Type	Mult.	Kind	Note
–	–	–	–	–

Table 6.10: MultiplicityRestrictionWithSeverity

Class	AbstractMultiplicityRestriction (abstract)			
Package	M2::AUTOSARTemplates::GenericStructure::GeneralTemplateClasses::ModelRestrictionTypes			
Note	Restriction that specifies the valid number of occurrences of an element in the current context.			
Base	ARObject			
Subclasses	AttributeCondition , MultiplicityRestrictionWithSeverity , SdgAttribute			
Attribute	Type	Mult.	Kind	Note
lowerMultiplicity	PositiveInteger	0..1	attr	Specifies the minimal number of times an object shall occur. If this primitive attribute is not set, then the object is optional.
upperMultiplicity	PositiveInteger	0..1	attr	Specifies the maximum number of times an object may occur. If this primitive attribute is not set, then there is no limit with respect to the maximum occurrence.
upperMultiplicityInfinite	Boolean	0..1	attr	This explicitly specifies, that the upper multiplicity is NOT restricted. Note: The use of 'upperMultiplicityInfinite' and 'upperMultiplicity' is mutual exclusive.

Table 6.11: AbstractMultiplicityRestriction

Class	VariationRestrictionWithSeverity			
Package	M2::AUTOSARTemplates::CommonStructure::StandardizationTemplate::DataExchangePoint::DataFormatTailoring			
Note	Defines constraints on the usage of variation and on the valid binding times.			
Base	ARObject, AbstractVariationRestriction , RestrictionWithSeverity			
Aggregated by	AttributeTailoring.variationRestriction , ClassTailoring.variationRestriction			
Attribute	Type	Mult.	Kind	Note
–	–	–	–	–

Table 6.12: VariationRestrictionWithSeverity

Class	AbstractVariationRestriction (abstract)			
Package	M2::AUTOSARTemplates::GenericStructure::GeneralTemplateClasses::ModelRestrictionTypes			
Note	Defines constraints on the usage of variation and on the valid binding times.			
Base	ARObject			
Subclasses	SdgAggregationWithVariation, SdgForeignReferenceWithVariation, SdgPrimitiveAttributeWithVariation, VariationRestrictionWithSeverity			
Attribute	Type	Mult.	Kind	Note
validBindingTime	FullBindingTimeEnum	*	attr	List of valid binding times. Tags: xml.sequenceOffset=20





Class	AbstractVariationRestriction (abstract)			
variation	Boolean	0..1	attr	Defines if the AUTOSAR model may define a Variation Point at this location. Tags: xml.sequenceOffset=10

Table 6.13: AbstractVariationRestriction

Enumeration	FullBindingTimeEnum
Package	M2::AUTOSARTemplates::GenericStructure::GeneralTemplateClasses::ModelRestrictionTypes
Note	This enumeration specifies the BindingTimes that can be used in AUTOSAR models.
Aggregated by	AbstractVariationRestriction.validBindingTime
Literal	Description
blueprintDerivationTime	The point in time when an object is created from a blueprint. Tags: atp.EnumerationLiteralIndex=0
codeGenerationTime	<ul style="list-style-type: none"> • Coding by hand, based on requirements document. • Tool based code generation, e.g. from a model. • The model may contain variants. • Only code for the selected variant(s) is actually generated. Tags: atp.EnumerationLiteralIndex=2
linkTime	Configure what is included in object code, and what is omitted Based on which variant(s) are selected E.g. for modules that are delivered as object code (as opposed to those that are delivered as source code) Tags: atp.EnumerationLiteralIndex=4
postBuild	PostBuild is the binding time which is bound latest at startup of the ECU. In other words this is everything between creation of the executable program and startup of the ECU. Tags: atp.EnumerationLiteralIndex=5
preCompileTime	This is typically the C-Preprocessor. Exclude parts of the code from the compilation process, e.g., because they are not required for the selected variant, because they are incompatible with the selected variant, because they require resources that are not present in the selected variant. Object code is only generated for the selected variant(s). The code that is excluded at this stage code will not be available at later stages. Tags: atp.EnumerationLiteralIndex=3
systemDesignTime	<ul style="list-style-type: none"> • Designing the VFB. • Software Component types (PortInterfaces). • SWC Prototypes and the Connections between SWCprototypes. • Designing the Topology • ECUs and interconnecting Networks • Designing the Communication Matrix and Data Mapping Tags: atp.EnumerationLiteralIndex=1

Table 6.14: FullBindingTimeEnum

6.2.6 Effective vs. Serialized Profile

[TPS_STDT_00105] Serialized Profile

Upstream requirements: [RS_STDT_00120](#)

[The Serialized Profile of Data Exchange Point is the ARXML Description of a Profile of Data Exchange Points. This ARXML representation shall explicitly specify the parts of a Profile that deviate from the default values. It may explicitly specify values that do not deviate from the default values.]

(see section [6.5](#))

[TPS_STDT_00106] Effective Profile

Upstream requirements: [RS_STDT_00120](#)

[The Effective Profile of Data Exchange Point is a logical representation of a Profile that provides

- a scope for all AUTOSAR Specifications and their elements and
- a tailoring and restrictions for each Meta Class and Attribute, Constraint, etc.

of a dedicated AUTOSAR revision. It is calculated by applying the default values that are described in section 8.5 whenever the given profile does not explicitly specify a value.]

For details see section [6.5](#).

6.2.7 Documentation of Rationales

[TPS_STDT_00170] Local documentation of Rationale

Upstream requirements: [RS_STDT_00115](#)

[[desc](#) and [introduction](#) of the [SpecElementScope](#) objects can be used to document why something is in scope or tailored in a specific way.]

[TPS_STDT_00168] Share documentation of Rationale

Upstream requirements: [RS_STDT_00115](#)

[A [DocumentElementScope](#) can reference multiple [DataFormatElementReferences](#) in order to document that it is the rationale for the referenced tailorings.]

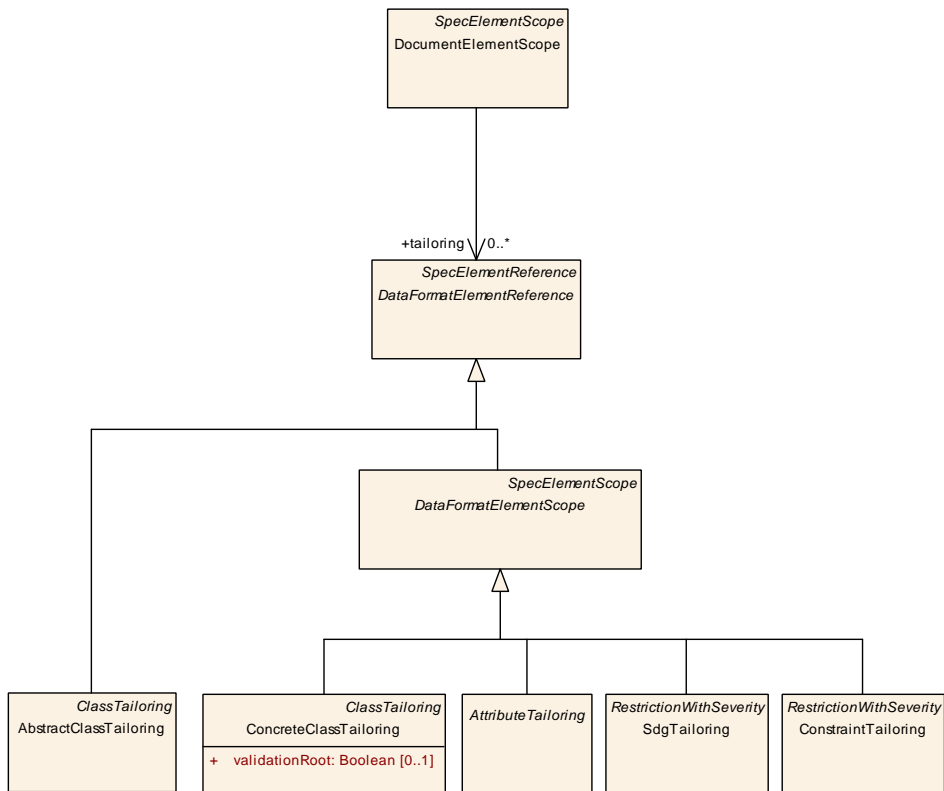


Figure 6.12: Shared Rationale

Class	<i>DataFormatElementReference</i> (abstract)			
Package	M2::AUTOSARTemplates::CommonStructure::StandardizationTemplate::DataExchangePoint::Common Patterns			
Note	Superclass of all references to specification elements that have direct impact on the data exchange format (Meta-Classes, Meta-Attributes, constraints, SdgDefs)			
Base	<i>ARObject</i> , <i>Identifiable</i> , <i>MultilanguageReferrable</i> , <i>Referrable</i> , <i>SpecElementReference</i>			
Subclasses	<i>AbstractClassTailoring</i> , <i>DataFormatElementScope</i>			
Attribute	Type	Mult.	Kind	Note
-	-	-	-	-

Table 6.15: DataFormatElementReference

Class	<i>DataFormatElementScope</i> (abstract)			
Package	M2::AUTOSARTemplates::CommonStructure::StandardizationTemplate::DataExchangePoint::Data FormatTailoring			
Note	This class specifies if a Meta Class, Meta Attribute, Constraint or SdgDef is relevant for the Data Exchange Point.			
Base	<i>ARObject</i> , <i>DataFormatElementReference</i> , <i>Identifiable</i> , <i>MultilanguageReferrable</i> , <i>Referrable</i> , <i>SpecElementReference</i> , <i>SpecElementScope</i>			
Subclasses	<i>AttributeTailoring</i> , <i>ConcreteClassTailoring</i> , <i>ConstraintTailoring</i> , <i>SdgTailoring</i>			
Attribute	Type	Mult.	Kind	Note
-	-	-	-	-

Table 6.16: DataFormatElementScope

6.2.8 Validation Semantics

[TPS_STDT_00127] Validation Environment

Upstream requirements: [RS_STDT_00111](#)

[The evaluation of the compliance of an AUTOSAR Model with a profile assumes that:

- The model is loaded and merged according to the `splitable` rules as defined in [1].
- Default values that are standardized by AUTOSAR are applied according to the strategy defined in `PrimitiveAttributeTailoring.defaultValueHandling`.
- Variation is bound (temporarily).

]

[TPS_STDT_00129] Semantics of `DataFormatElementScope` with `inScope==true`

Upstream requirements: [RS_STDT_00106](#), [RS_STDT_00121](#)

[If `inScope` of `DataFormatElementScope` is true then all attached restrictions are enabled otherwise they are disabled. E.g. If a meta class is out of scope, then the AUTOSAR model may contain an instance of that meta class. However this instance is not subject of validation.]

Figure 6.13 visualizes the semantics of the scope of `DataFormatElementScope`.

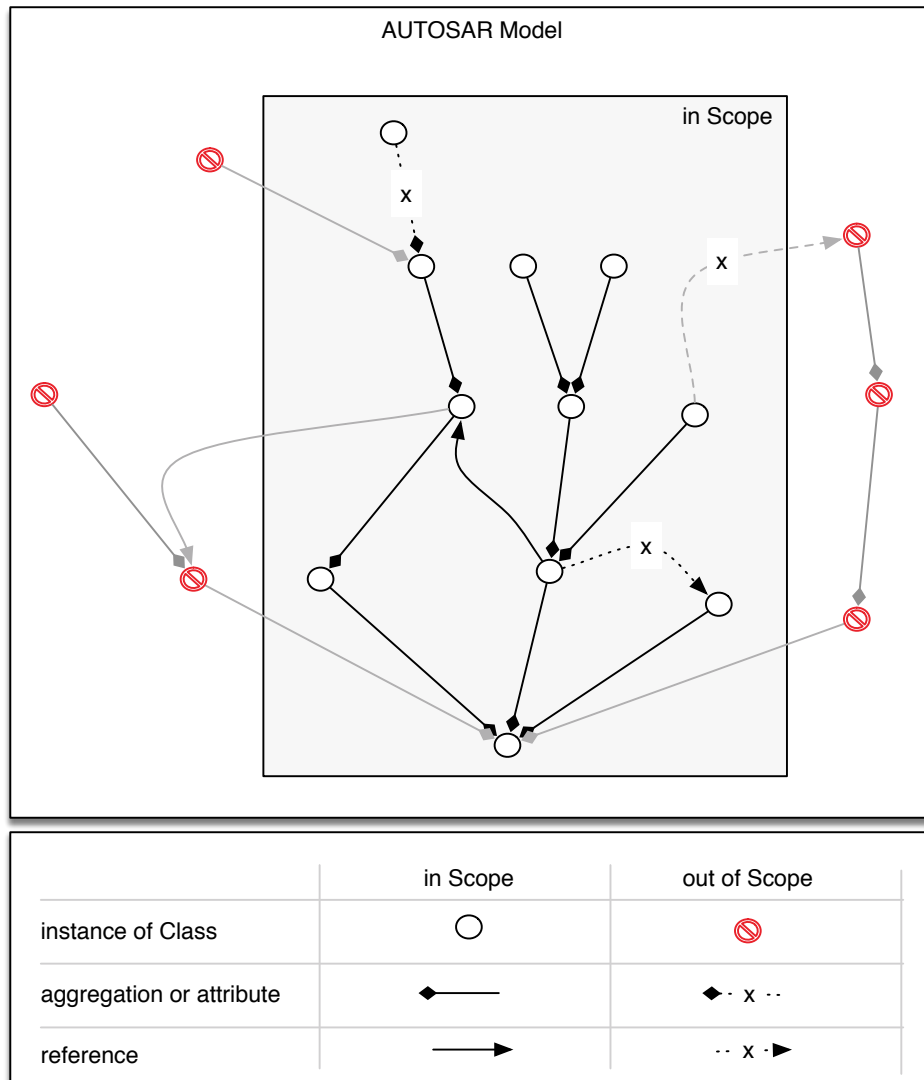


Figure 6.13: Example of AUTOSAR Model with Scoping.

[TPS_STDT_00130] Navigation strategy for validation

Upstream requirements: [RS_STDT_00107](#)

[The evaluation of the restrictions that are enabled or implied by the profile focuses on the subset of the `AUTOSAR Model` that is reachable from one or more validation-Root objects using the following navigation strategy. In contrast to the scoping based on meta classes and attributes as described in [TPS_STDT_00129] this navigation strategy allows to collect all objects in the current model that are actually used directly or indirectly by the instances of `ConcreteClassTailorings` with `inScope==true`. E.g. It can be used to differentiate interfaces that are used from interfaces that are not used. Interfaces that are not used may contain errors while interfaces that are used should be valid.

- Start with an instance of a Meta-Class that is specified as a root element for the validation (`ConcreteClassTailoring.validationRoot==true`). If there are

more than one validationRoot elements, then the validating tool should support the selection of one or more elements that are subject of validation.

- Follow the aggregations if the following preconditions evaluate to true:
 1. The aggregation is in scope and the aggregation is not explicitly excluded (`AggregationTailoring.inScope==true AND AggregationTailoring.multiplicityRestriction.upperMultiplicity!=0`) AND
 2. The aggregated object is in scope and it is not explicitly excluded (`ConcreteClassTailoring.inScope==true AND ConcreteClassTailoring.multiplicityRestriction.upperMultiplicity!=0`)
- Follow the references if the following preconditions evaluate to true:
 1. The reference is in scope and it is not explicitly excluded (`ReferenceTailoring.inScope==true AND ReferenceTailoring.multiplicityRestriction.upperMultiplicity!=0`) AND
 2. The referneced object is in scope and and not explicitly excluded (`ConcreteClassTailoring.inScope==true AND ConcreteClassTailoring.multiplicityRestriction.upperMultiplicity!=0`)

]

Figure 6.14 shows an example of the application of the aforementioned navigation strategy.

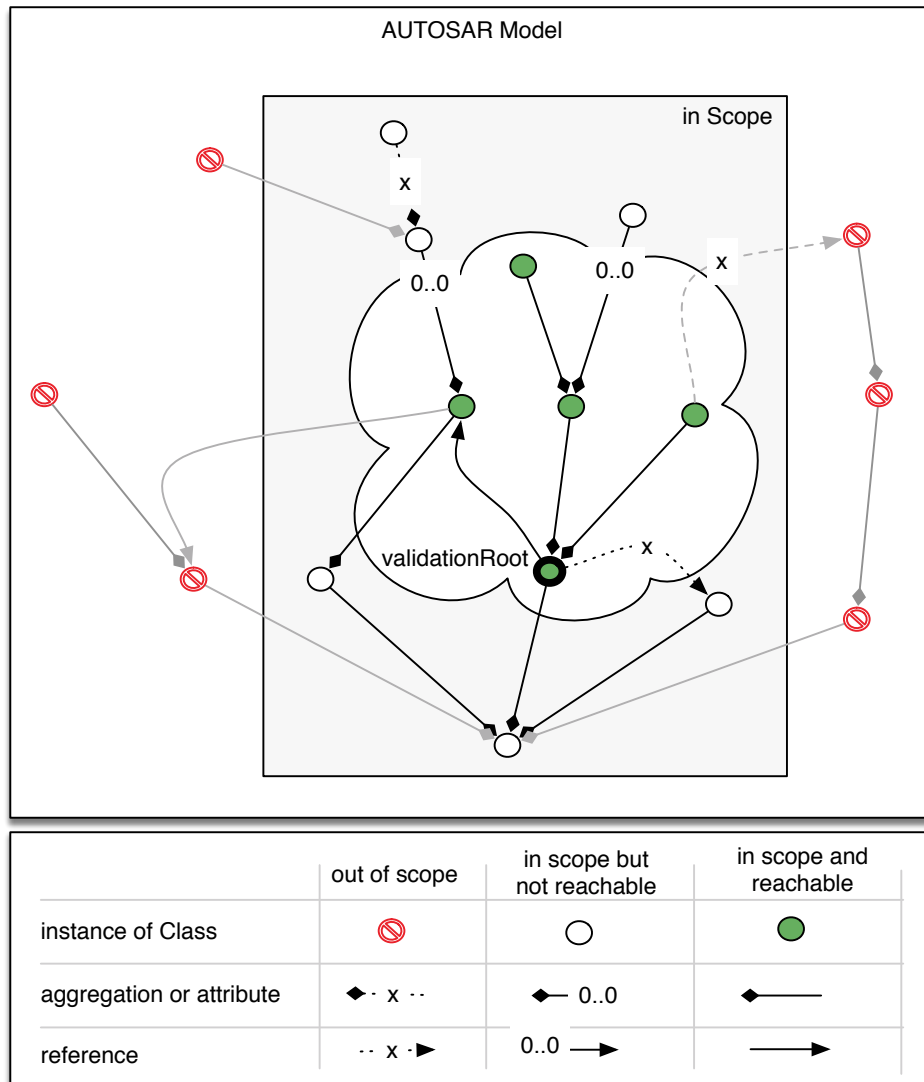


Figure 6.14: Example of AUTOSAR Model with Scoping (Elements that are reachable during validation are marked green)

6.3 Scoping of Specifications

[TPS_STDT_00156] Purpose of [SpecificationScope](#)

Upstream requirements: [RS_STDT_00102](#), [RS_STDT_00103](#)

[The [SpecificationScope](#) specifies the subset of AUTOSAR Specifications and AUTOSAR specification elements that is relevant for this [DataExchange-Point](#).]

(See [6.15](#))

[TPS_STDT_00188] Purpose of `SpecificationDocumentScope`

Upstream requirements: `RS_STDT_00102`, `RS_STDT_00103`

[The `SpecificationDocumentScope` if an AUTOSAR or custom specification is in scope of this `DataExchangePoint`. Autosar specifications are identified by their title. Custom specifications are referenced by `SpecificationDocumentScope.customDocumentation`.]

[TPS_STDT_00187] Purpose of `DocumentElementScope`

Upstream requirements: `RS_STDT_00102`, `RS_STDT_00103`

[The `DocumentElementScope` specifies if an element in an AUTOSAR or custom specification is relevant for this `DataExchangePoint`. Elements of Autosar Specifications are identified by their Id (e.g. `TPS_STDT_00187`) that is composed according to [TPS_STDT_00042] or its name if the specification element is a SPEM Work Definition or SPEM Work Product in the Methodology specification [15]. Custom elements are referenced by `DocumentElementScope.customDocumentElement`.]

[TPS_STDT_00123] Guidance on how to specify `SpecificationDocumentScope` and `DocumentElementScope`

Upstream requirements: `RS_STDT_00102`, `RS_STDT_00103`

[When specifying the `SpecificationDocumentScopes` and `DocumentElementScopes` of a Data Exchange Point then the author should focus on Autosar Specifications and Specification Elements that describe the current status of the data and on the description of how the data will be used after data exchange.]

For example, a Profile of Data Exchange Point should refer to the Autosar Specification "Methodology" [15] and should refer to a deliverable. Additionally, it should describe which follow-up activities are intended to be performed based on that deliverable. However, the author does not need to describe how the deliverable was produced.

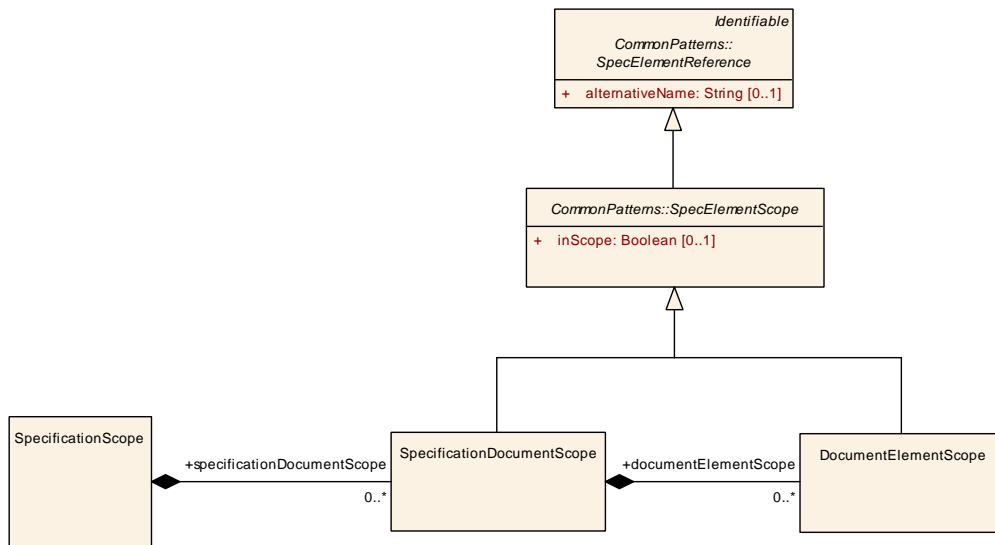


Figure 6.15: Overview SpecificationScope

Class	SpecificationScope			
Package	M2::AUTOSARTemplates::CommonStructure::StandardizationTemplate::DataExchange Point::SpecificationScope			
Note	Specification of the relevant subset of Autosar specifications.			
Base	ARObject			
Aggregated by	DataExchangePoint.specificationScope			
Attribute	Type	Mult.	Kind	Note
specification Document Scope	SpecificationDocument Scope	*	aggr	The Autosar or custom specifications that contain that are considered in this Data Exchange Point.

Table 6.17: SpecificationScope

Class	SpecificationDocumentScope			
Package	M2::AUTOSARTemplates::CommonStructure::StandardizationTemplate::DataExchange Point::SpecificationScope			
Note	Represents a standardized or custom specification document such as Software Component Template, Main Requirements, Specification of Communication, etc. Autosar specifications are referenced via their title.			
Base	ARObject, Identifiable, MultilanguageReferrable, Referrable, SpecElementReference, SpecElement Scope			
Aggregated by	SpecificationScope.specificationDocumentScope			
Attribute	Type	Mult.	Kind	Note
custom Documentation	Documentation	0..1	ref	reference to a custom defined specification.
document ElementScope	DocumentElement Scope	*	aggr	An element with a name or ID that is specified in the Specification Document.

Table 6.18: SpecificationDocumentScope

Class	DocumentElementScope			
Package	M2::AUTOSARTemplates::CommonStructure::StandardizationTemplate::DataExchange Point::SpecificationScope			
Note	Specifies if a specification element such as a requirement, specification, deliverable, artifact, task definition or activity is in scope of this data exchange point. The DocumentElementScope may reference all specification elements that have a name or ID. The only exception are Meta Classes, Meta Attribute and constraints which are handled in the Data Format Tailoring section of the Profile of Data Exchange Point. Elements of Autosar specification documents are referenced via their ID (requirement, specification items) or name (deliverable, artifact, task definition or activity)			
Base	ARObject , Identifiable , MultilanguageReferrable , Referrable , SpecElementReference , SpecElementScope			
Aggregated by	SpecificationDocumentScope.documentElementScope			
Attribute	Type	Mult.	Kind	Note
custom Document Element	Traceable	0..1	ref	Reference to a custom defined specification element.
tailoring	DataFormatElementReference	*	ref	Data Format Element that is implied by this element in the specification. Used to share one rationale for more tailorings.

Table 6.19: DocumentElementScope

6.3.1 Addition Constraints

None

6.4 Tailoring of Data Format Elements

[TPS_STDT_00157] Purpose of [DataFormatTailoring](#)

Upstream requirements: [RS_STDT_00106](#), [RS_STDT_00107](#), [RS_STDT_00108](#), [RS_STDT_00109](#), [RS_STDT_00110](#), [RS_STDT_00111](#), [RS_STDT_00113](#), [RS_STDT_00114](#), [RS_STDT_00116](#), [RS_STDT_00123](#)

[The [DataFormatTailoring](#) tailors the AUTOSAR Data Exchange Format for a specific data exchange point. This includes:

- Identification if meta-classes, attributes, constraints, or SDGs are relevant (in-Scope) of the data exchange point.
- Restriction of multiplicities, attribute values and use of variation
- Specification of severities in case a rule is violated
- Declaration of completeness
- Declaration on how to handle AUTOSAR defined default values
- Specification of the structure of Special Data Group
- Definition of the start element and navigation strategy during validation

]

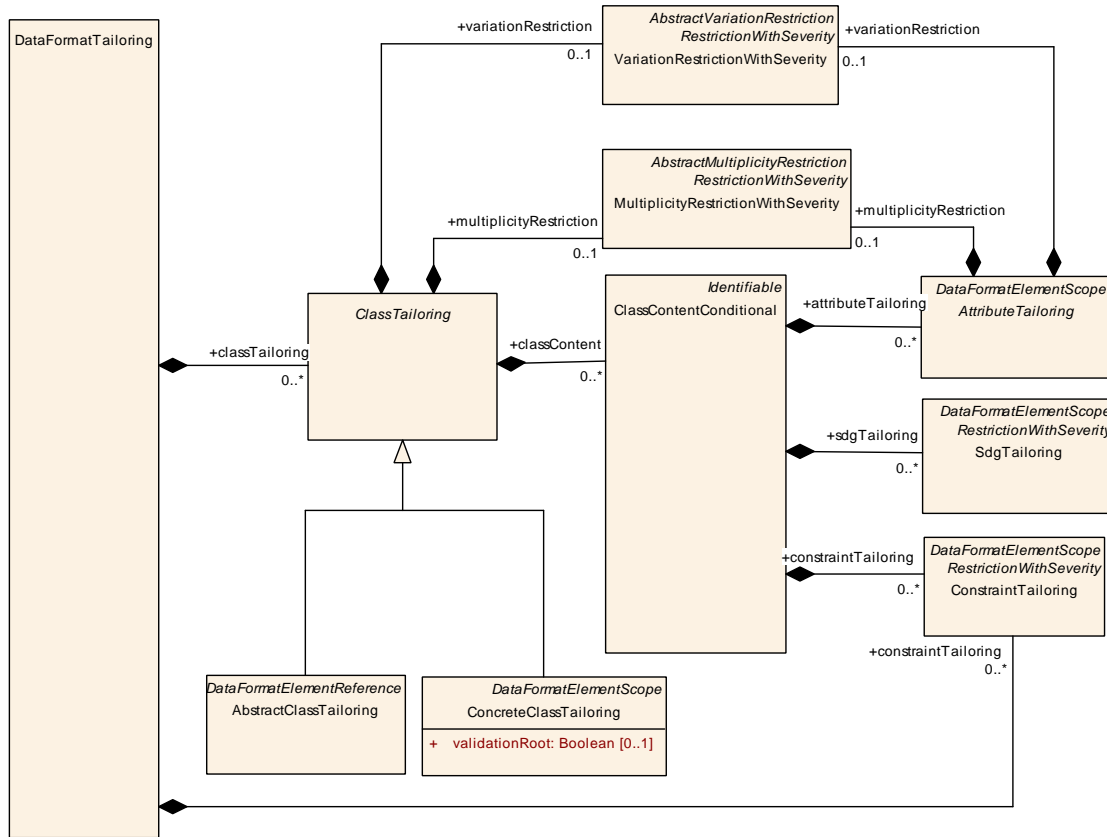


Figure 6.16: Overview of DataFormatTailoring

6.4.1 Tailoring of Classes

6.4.1.1 Description

[TPS_STDT_00145] Purpose of **ClassTailoring**

Upstream requirements: [RS_STDT_00106](#)

[The **ClassTailoring** tailors a Meta-Class with respect to the relevant attributes, applicable constraints, number of occurrences, use of variation and the extensibility via Sdgs.]

[TPS_STDT_00109] AUTOSAR Standardized Concrete Meta-Classes

Upstream requirements: [RS_STDT_00106](#)

[AUTOSAR standardized concrete meta-classes are specified by concrete UML classes (abstract=false) that are not representing primitive types (no stereotype «primitive», «enumeration») in the AUTOSAR MetaModel [16], sub-packages "M2::AUTOSAR DataFormat" or "M2::MSR".

The reference is established via the name of the UML classes.]

[TPS_STDT_00146] AUTOSAR Standardized Abstract Meta-Classes

Upstream requirements: [RS_STDT_00106](#)

[AUTOSAR standardized abstract meta-classes are specified by abstract UML classes (abstract=true) that are not representing primitive types (no stereotype «primitive», «enumeration») in the AUTOSAR Meta Model [16], sub-packages "M2::AUTOSAR DataFormat" or "M2::MSR".

The reference is established via the name of the UML classes.]

[TPS_STDT_00177] Global **ClassTailoring**

Upstream requirements: [RS_STDT_00106](#)

[**ClassTailorings** that are directly contained by **DataFormatTailoring** are global **ClassTailorings**. If a global **ConcreteClassTailoring** is **inScope** then its tailorings and restrictions apply for all reachable instances of the class.]

[TPS_STDT_00178] Role Specific **ClassTailoring**

Upstream requirements: [RS_STDT_00106](#)

[**ClassTailorings** that are contained by **AggregationTailoring.typeTailoring** or **ReferenceTailoring.typeTailoring** are context specific **ClassTailorings**. Their tailorings and restrictions are applicable if

- **inScope** == true AND
- the object in the AUTOSAR model is aggregated or referenced by the specified role.

]

See also examples [B.16](#), [B.17](#) and [B.18](#).

[TPS_STDT_00179] Conditional **ClassTailoring**

Upstream requirements: [RS_STDT_00106](#)

[The content model of a meta-class is tailored via one or more **ClassContentConditionals**. Multiple **ClassContentConditionals** may apply for a single object.]

[TPS_STDT_00180] Invariant Content Model

Upstream requirements: [RS_STDT_00106](#)

[If **condition** does not exist, then the tailorings and restrictions defined by this **ClassContentConditional** shall be applied for all instances within the current context.]

[TPS_STDT_00181] Conditional Content Model

Upstream requirements: [RS_STDT_00106](#)

[If [condition](#) is defined, then the restrictions defined by this [ClassContentConditional](#) shall apply if that condition evaluates to true.]

See also example [B.19](#).

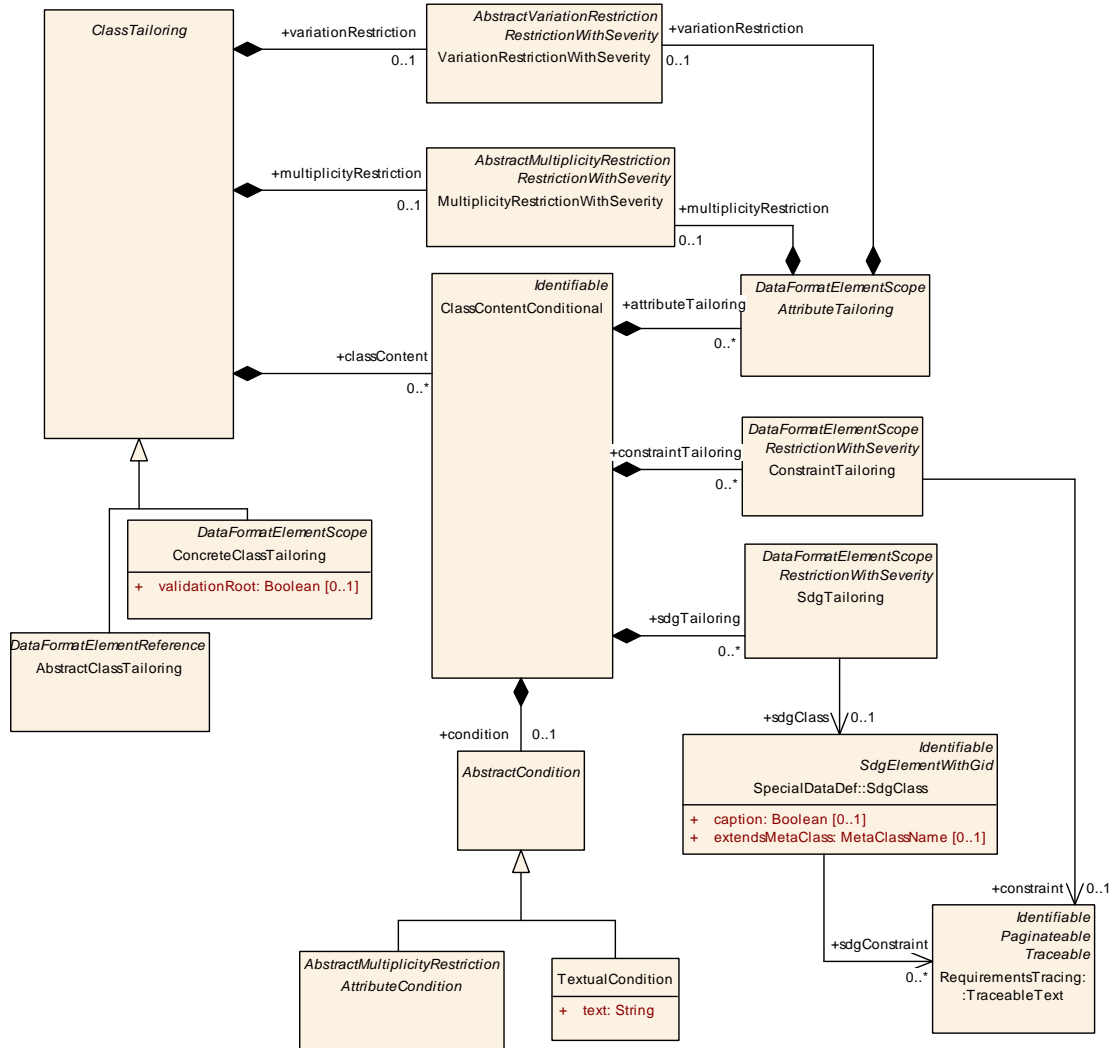


Figure 6.17: Overview of ClassTailoring

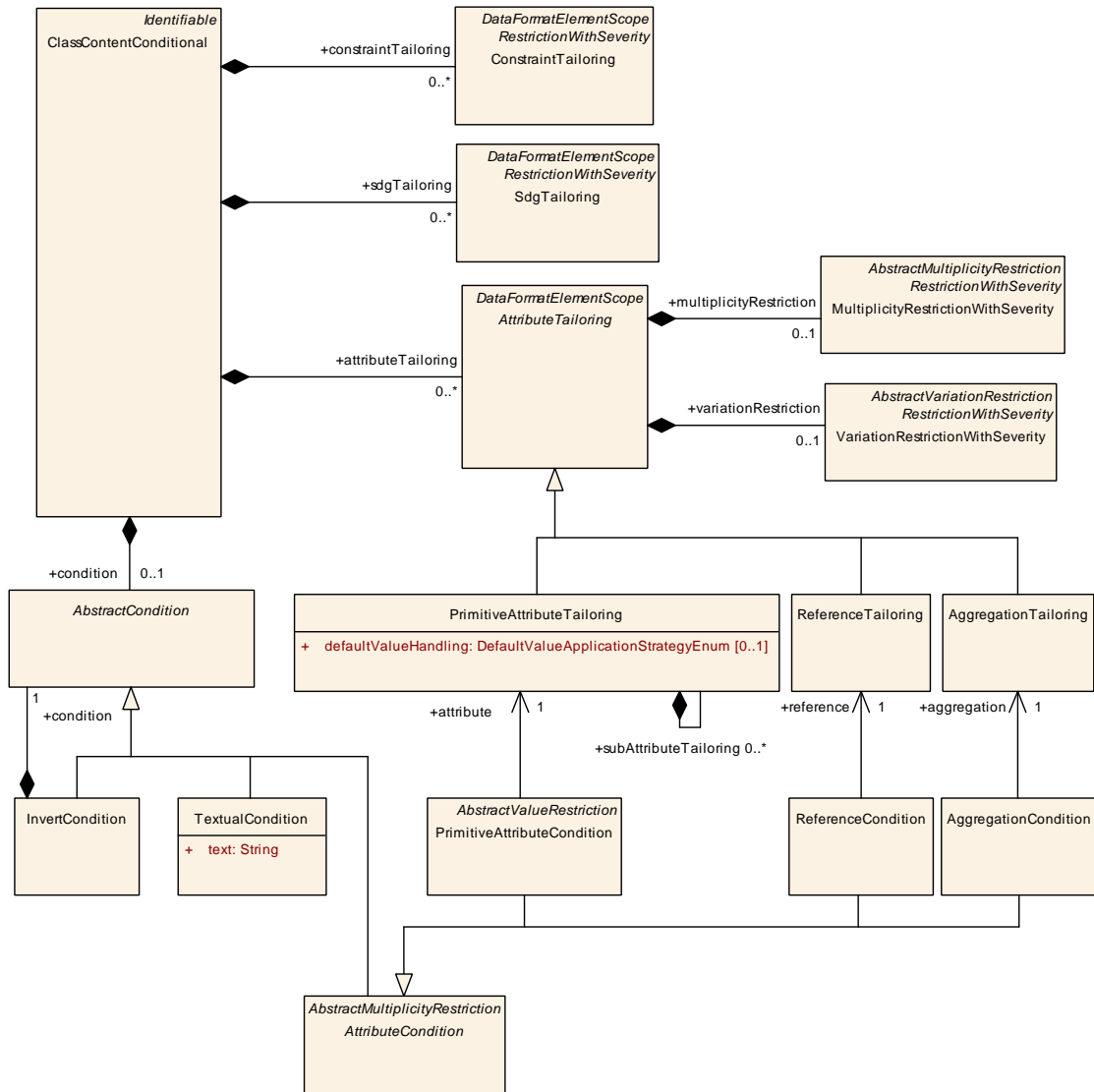


Figure 6.18: Overview of ClassContentConditional

Class	AbstractClassTailoring			
Package	M2::AUTOSARTemplates::CommonStructure::StandardizationTemplate::DataExchangePoint::DataFormatTailoring			
Note	Tailoring of abstract classes in the AUTOSAR meta-model			
Base	<i>ARObject</i> , <i>ClassTailoring</i> , <i>DataFormatElementReference</i> , <i>Identifiable</i> , <i>MultilanguageReferrable</i> , <i>Referrable</i> , <i>SpecElementReference</i>			
Aggregated by	AggregationTailoring.typeTailoring , DataFormatTailoring.classTailoring , ReferenceTailoring.typeTailoring			
Attribute	Type	Mult.	Kind	Note
-	-	-	-	-

Table 6.20: AbstractClassTailoring

Class	AbstractCondition (abstract)			
Package	M2::AUTOSARTemplates::CommonStructure::StandardizationTemplate::DataExchangePoint::DataFormatTailoring			
Note	A premise upon which the fulfillment of an agreement depends			
Base	ARObject			
Subclasses	AttributeCondition , InvertCondition , TextualCondition			
Aggregated by	ClassContentConditional.condition , InvertCondition.condition			
Attribute	Type	Mult.	Kind	Note
–	–	–	–	–

Table 6.21: AbstractCondition

Class	AggregationCondition			
Package	M2::AUTOSARTemplates::CommonStructure::StandardizationTemplate::DataExchangePoint::DataFormatTailoring			
Note	The AggregationCondition evaluates to true, if the referenced aggregation is accepted by all rules of this condition.			
Base	ARObject, AbstractCondition , AbstractMultiplicityRestriction , AttributeCondition			
Aggregated by	ClassContentConditional.condition , InvertCondition.condition			
Attribute	Type	Mult.	Kind	Note
aggregation	AggregationTailoring	1	ref	The aggregation that has to be accepted by the restrictions of this AggregationCondition

Table 6.22: AggregationCondition

Class	AttributeCondition (abstract)			
Package	M2::AUTOSARTemplates::CommonStructure::StandardizationTemplate::DataExchangePoint::DataFormatTailoring			
Note	The AttributeCondition evaluates to true, if the referenced attribute is accepted by all rules of this condition.			
Base	ARObject, AbstractCondition , AbstractMultiplicityRestriction			
Subclasses	AggregationCondition , PrimitiveAttributeCondition , ReferenceCondition			
Aggregated by	ClassContentConditional.condition , InvertCondition.condition			
Attribute	Type	Mult.	Kind	Note
–	–	–	–	–

Table 6.23: AttributeCondition

Class	ClassTailoring (abstract)			
Package	M2::AUTOSARTemplates::CommonStructure::StandardizationTemplate::DataExchangePoint::DataFormatTailoring			
Note	The ClassTailoring is an abstract class that allows the tailoring of its attributes, applicable constraints and Sdgs.			
Base	ARObject			
Subclasses	AbstractClassTailoring , ConcreteClassTailoring			
Aggregated by	AggregationTailoring.typeTailoring , DataFormatTailoring.classTailoring , ReferenceTailoring.typeTailoring			
Attribute	Type	Mult.	Kind	Note
–	–	–	–	–





Class	ClassTailoring (abstract)			
classContent	ClassContentConditional	*	aggr	Specifies the accepted / not accepted content of the class. All rules apply that fulfill the condition of the ClassContentConditional Tags: xml.sequenceOffset=30
multiplicityRestriction	MultiplicityRestrictionWithSeverity	0..1	aggr	Specifies the multiplicity of the class in the current context. Tags: xml.sequenceOffset=10
variationRestriction	VariationRestrictionWithSeverity	0..1	aggr	Specifies restrictions on the usage of variant handling. Tags: xml.sequenceOffset=20

Table 6.24: ClassTailoring

Class	ClassContentConditional				
Package	M2::AUTOSARTemplates::CommonStructure::StandardizationTemplate::DataExchangePoint::DataFormatTailoring				
Note	Specifies the valid content of the class. The content can optionally depend on a condition. (E.g. value of attribute 'category')				
Base	<i>ARObject</i> , <i>Identifiable</i> , <i>MultilanguageReferrable</i> , <i>Referrable</i>				
Aggregated by	ClassTailoring.classContent				
Attribute	Type	Mult.	Kind	Note	
attributeTailoring	AttributeTailoring	*	aggr	Tailorings of the owned and inherited attributes of this Meta Classes Tags: xml.sequenceOffset=20	
condition	AbstractCondition	0..1	aggr	The rules on the content of this class are enabled if the condition validates to true. Tags: xml.sequenceOffset=10	
constraintTailoring	ConstraintTailoring	*	aggr	Specification of tailorings of Constraints of that are owned by this Meta Classes Tags: xml.sequenceOffset=30	
sdgTailoring	SdgTailoring	*	aggr	Specification of the applicable Special Data Group Tags: xml.sequenceOffset=40	

Table 6.25: ClassContentConditional

Class	ConcreteClassTailoring				
Package	M2::AUTOSARTemplates::CommonStructure::StandardizationTemplate::DataExchangePoint::DataFormatTailoring				
Note	Tailoring of concrete meta classes.				
Base	<i>ARObject</i> , <i>ClassTailoring</i> , <i>DataFormatElementReference</i> , <i>DataFormatElementScope</i> , <i>Identifiable</i> , <i>MultilanguageReferrable</i> , <i>Referrable</i> , <i>SpecElementReference</i> , <i>SpecElementScope</i>				
Aggregated by	AggregationTailoring.typeTailoring , DataFormatTailoring.classTailoring , ReferenceTailoring.typeTailoring				
Attribute	Type	Mult.	Kind	Note	





Class	ConcreteClassTailoring			
validationRoot	Boolean	0..1	attr	Specification if this concrete Meta-Class is a root element for validation. I.e.: The validation starts at an object of this concrete Meta-Class and continues by following all aggregations and references that are in scope of this Data Exchange Point. Tags: xml.sequenceOffset=10

Table 6.26: ConcreteClassTailoring

Class	InvertCondition			
Package	M2::AUTOSARTemplates::CommonStructure::StandardizationTemplate::DataExchangePoint::DataFormatTailoring			
Note	inverts the nested condition			
Base	<i>ARObject</i> , <i>AbstractCondition</i>			
Aggregated by	ClassContentConditional.condition , InvertCondition.condition			
Attribute	Type	Mult.	Kind	Note
condition	AbstractCondition	1	aggr	The inverted condition

Table 6.27: InvertCondition

Class	PrimitiveAttributeCondition			
Package	M2::AUTOSARTemplates::CommonStructure::StandardizationTemplate::DataExchangePoint::DataFormatTailoring			
Note	The PrimitiveAttributeCondition evaluates to true, if the referenced primitive attribute is accepted by all rules of this condition.			
Base	<i>ARObject</i> , <i>AbstractCondition</i> , <i>AbstractMultiplicityRestriction</i> , <i>AbstractValueRestriction</i> , <i>AttributeCondition</i>			
Aggregated by	ClassContentConditional.condition , InvertCondition.condition			
Attribute	Type	Mult.	Kind	Note
attribute	PrimitiveAttributeTailoring	1	ref	The primitive attribute that has to be accepted by the restrictions of this PrimitiveAttributeCondition

Table 6.28: PrimitiveAttributeCondition

Class	ReferenceCondition			
Package	M2::AUTOSARTemplates::CommonStructure::StandardizationTemplate::DataExchangePoint::DataFormatTailoring			
Note	The ReferenceCondition evaluates to true, if the referenced reference is accepted by all rules of this condition.			
Base	<i>ARObject</i> , <i>AbstractCondition</i> , <i>AbstractMultiplicityRestriction</i> , <i>AttributeCondition</i>			
Aggregated by	ClassContentConditional.condition , InvertCondition.condition			
Attribute	Type	Mult.	Kind	Note
reference	ReferenceTailoring	1	ref	The reference that has to be accepted by the restrictions of this ReferenceCondition

Table 6.29: ReferenceCondition

Class	TextualCondition			
Package	M2::AUTOSARTemplates::CommonStructure::StandardizationTemplate::DataExchangePoint::DataFormatTailoring			
Note	Specifies additional conditions for one or more model elements. The condition is described using human language.			
Base	ARObject, AbstractCondition			
Aggregated by	ClassContentConditional.condition, InvertCondition.condition			
Attribute	Type	Mult.	Kind	Note
text	String	1	attr	Human language description of the condition.

Table 6.30: TextualCondition

6.4.1.2 Additional Constraints

[constr_2612] **shortName** of **ConcreteClassTailoring** shall match the name of an AUTOSAR specified concrete meta-class [shortName of ConcreteClassTailoring shall match the name of an AUTOSAR specified concrete meta-class).]

[constr_2613] **shortName** of **AbstractClassTailoring** shall match the name of an AUTOSAR specified abstract meta-class [shortName of AbstractClassTailoring shall match the name of an AUTOSAR specified abstract meta-class).]

[constr_2614] **PrimitiveAttributeCondition.attribute** shall reference invariant owned **PrimitiveAttributeTailoring**, only [The following conditions need to evaluate to true for PrimitiveAttributeCondition.attribute:

- The referenced PrimitiveAttributeTailoring is owned by an ClassContentConditional that has no condition (invariant class content) **AND**
- The ClassContentConditional that owns the referenced PrimitiveAttributeTailoring and the ClassContentConditional that owns this PrimitiveAttributeCondition are owned by the same ClassTailoring.

]

[constr_2615] **AggregationCondition.aggregation** shall reference invariant owned **AggregationTailoring**, only [The following conditions need to evaluate to true for AggregationCondition.aggregation:

- The referenced AggregationTailoring is owned by an ClassContentConditional that has no condition (invariant class content) **AND**
- The ClassContentConditional that owns the referenced AggregationTailoring and the ClassContentConditional that owns this AggregationCondition are owned by the same ClassTailoring.

]

[constr_2616] ReferenceCondition.reference shall reference invariant owned ReferenceTailoring, only [The following conditions need to evaluate to true for `ReferenceCondition.reference`:

- The referenced `ReferenceTailoring` is owned by an `ClassContentConditional` that has no `condition` (invariant class content) **AND**
- The `ClassContentConditional` that owns the referenced `ReferenceTailoring` and the `ClassContentConditional` that owns this `ReferenceCondition` are owned by the same `ClassTailoring`.

]

[constr_2617] ClassTailoring.variationRestriction only applicable for «atpVariation» classes [If the tailored meta class is not marked with stereotype «atpVariation» then `ClassTailoring.variationRestriction` shall not be defined.]

6.4.1.3 Additional Validation Semantics for Reachable Elements

[TPS_STDT_00163] Validation Semantics of `ConcreteClassTailoring`

Upstream requirements: `RS_STDT_00106`, `RS_STDT_00121`

[If `ConcreteClassTailoring.inScope` = true then the restrictions that are defined for this class are evaluated. If the restrictions are violated then a validation message with the specified severity shall be created.]

[TPS_STDT_00182] Validation Semantics of `AbstractClassTailoring`

Upstream requirements: `RS_STDT_00106`

[`AbstractClassTailorings` may be used in order to define restrictions that shall apply for all instances of this class.]

[TPS_STDT_00107] Validation Semantics of global `ConcreteClassTailoring.multiplicityRestriction` with `validationRoot==true`

Upstream requirements: `RS_STDT_00106`, `RS_STDT_00123`

[If the `ConcreteClassTailoring` is directly aggregated by `DataFormatTailoring.classTailoring` and `ConcreteClassTailoring.validationRoot==true` then the `MultiplicityRestrictionWithSeverity` is evaluated for all instances of the concrete meta class in the context of the complete model (not only the reachable elements). This evaluation can happen before the set of reachable elements is calculated.]

Example 6.2 specifies a `ConcreteClassTailoring` of a class that is used as `validationRoot` element. The Validation semantics is: the complete model shall contain exactly one `System`.

```

<DATA-EXCHANGE-POINT>
  <SHORT-NAME>MyExchangePointSystem</SHORT-NAME>
  <!-- -->
  <DATA-FORMAT-TAILORING>
    <CLASS-TAILORINGS>
      <CONCRETE-CLASS-TAILORING>
        <SHORT-NAME>System</SHORT-NAME>
        <DESC>
          <L-2 L="EN">The complete model shall contain exactly one 'System'
            </L-2>
        </DESC>
        <IN-SCOPE>true</IN-SCOPE>
        <MULTIPLICITY-RESTRICTION>
          <SEVERITY>ERROR</SEVERITY>
          <LOWER-MULTIPLICITY>1</LOWER-MULTIPLICITY>
          <UPPER-MULTIPLICITY>1</UPPER-MULTIPLICITY>
        </MULTIPLICITY-RESTRICTION>
        <VALIDATION-ROOT>true</VALIDATION-ROOT>
      </CONCRETE-CLASS-TAILORING>
    </CLASS-TAILORINGS>
  </DATA-FORMAT-TAILORING>
</DATA-EXCHANGE-POINT>
    
```

Listing 6.2: Example of Multiplicity Restriction of class that is used as validation root element

[TPS_STDT_00108] Validation Semantics of global `ConcreteClassTailoring.multiplicityRestriction` with `validationRoot==false`

Upstream requirements: RS_STDT_00106

[If the `ConcreteClassTailoring` is directly aggregated by `DataFormatTailoring.classTailoring` and `ConcreteClassTailoring.validationRoot==false` then the `MultiplicityRestrictionWithSeverity` is evaluated for each instance of a reference and aggregation individually. I.e. for all reachable instances of references and all reachable instances of aggregations that have a type which is identical to the tailored meta class, the number of referenced / contained objects which are an instance of the tailored meta class is determined and evaluated with respect to the `MultiplicityRestrictionWithSeverity`.]

Example 6.3 specifies a `ConcreteClassTailoring` of a class that is not used as `validationRoot` element. The validation semantics of the example is: In the set of reachable elements no instances of references to `FlexrayFrames` are allowed. Additionally, not instances of aggregations that contain `FlexrayFrames` are allowed. Note that `FlexrayFrames` might exist in parts of the model that are not reachable from selected validation root elements.

```

<DATA-EXCHANGE-POINT>
  <SHORT-NAME>MyExchangePointFlexray</SHORT-NAME>
    
```

```

<!-- -->
<DATA-FORMAT-TAILORING>
  <CLASS-TAILORINGS>
    <CONCRETE-CLASS-TAILORING>
      <SHORT-NAME>FlexrayFrame</SHORT-NAME>
      <DESC>
        <L-2 L="EN">
          The set of reachable elements shall not contain
          any FlexrayFrames.
          Note that FlexrayFrames might exist in parts of the model that
          are not reachable from the validation root element. </L-2>
        </DESC>
      <IN-SCOPE>true</IN-SCOPE>
      <MULTIPLICITY-RESTRICTION>
        <SEVERITY>ERROR</SEVERITY>
        <LOWER-MULTIPLICITY>0</LOWER-MULTIPLICITY>
        <UPPER-MULTIPLICITY>0</UPPER-MULTIPLICITY>
      </MULTIPLICITY-RESTRICTION>
      <VALIDATION-ROOT>>false</VALIDATION-ROOT>
    </CONCRETE-CLASS-TAILORING>
  </CLASS-TAILORINGS>
</DATA-FORMAT-TAILORING>
</DATA-EXCHANGE-POINT>
    
```

Listing 6.3: Example of Multiplicity Restriction of class that is not used as validation root element

[TPS_STDT_00113] Validation Semantics of [AbstractClassTailoring.multiplicityRestriction](#)

Upstream requirements: [RS_STDT_00106](#)

[If the [AbstractClassTailoring](#) is directly aggregated by [DataFormatTailoring.classTailoring](#) then the [MultiplicityRestrictionWithSeverity](#) is evaluated for each instance of a reference and aggregation individually. I.e. for all reachable instances of references and all reachable instances of aggregations which have a type which is a sub class of the tailored meta class, the number of referenced / contained objects which are an instance of the tailored meta class is determined and evaluated with respect to the [MultiplicityRestrictionWithSeverity](#).]

6.4.2 Tailoring of Attributes

6.4.2.1 Description

[TPS_STDT_00144] Purpose of [AttributeTailoring](#)

Upstream requirements: [RS_STDT_00106](#)

[The [AttributeTailoring](#) specifies if an owned or inherited AUTOSAR Attribute is in scope and defines which restrictions have to be considered.]

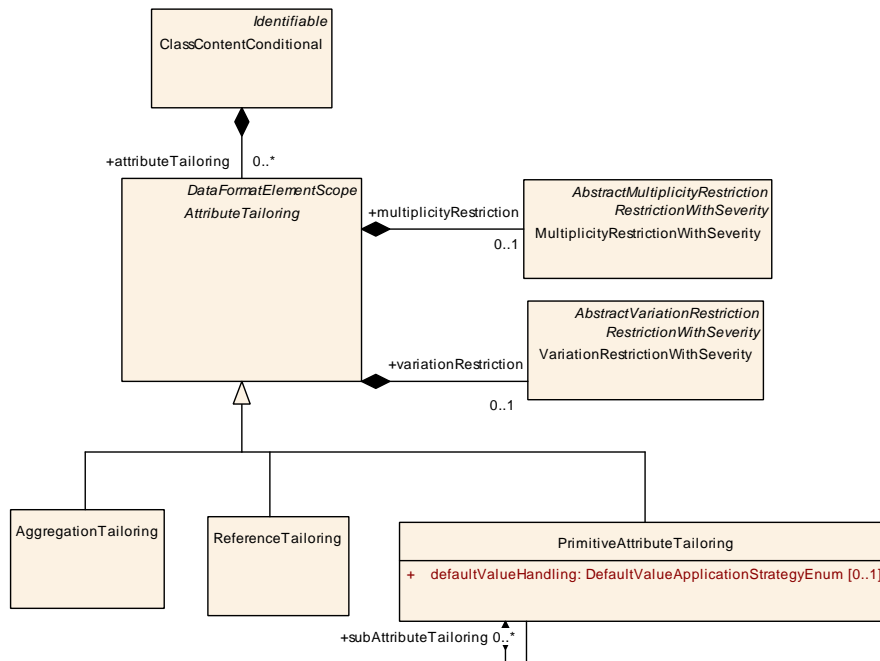


Figure 6.19: Overview of AttributeTailoring

Class	<i>AttributeTailoring</i> (abstract)			
Package	M2::AUTOSARTemplates::CommonStructure::StandardizationTemplate::DataExchangePoint::DataFormatTailoring			
Note	Tailoring of Attributes			
Base	ARObject, DataFormatElementReference, DataFormatElementScope, Identifiable, MultilanguageReferrable, Referrable, SpecElementReference, SpecElementScope			
Subclasses	AggregationTailoring, PrimitiveAttributeTailoring, ReferenceTailoring			
Aggregated by	ClassContentConditional.attributeTailoring			
Attribute	Type	Mult.	Kind	Note
multiplicity Restriction	MultiplicityRestrictionWithSeverity	0..1	aggr	Multiplicity restriction of the attribute Tags: xml.sequenceOffset=10
variation Restriction	VariationRestrictionWithSeverity	0..1	aggr	Restrictions on the usage of variant handling. Tags: xml.sequenceOffset=20

Table 6.31: AttributeTailoring

6.4.2.2 Additional Constraints

[constr_2618] ShortName of AttributeTailoring shall match owned or inherited attributes [The shortName shall match the name of an attribute that is owned or inherited by the AUTOSAR meta-class which is identified by the ClassTailoring that owns this AttributeTailoring.]

[constr_2619] No `AttributeTailoring` for Derived or Abstract Attributes [No `AttributeTailorings` are allowed for `Attributes` that are marked with stereotypes `<<atpDerived>>` or `<<atpAbstract>>`.]

See [TPS_GST_00022] and [TPS_GST_00023] in [1] for more details about the stereotypes `<<atpDerived>>` and `<<atpAbstract>>`.

[constr_2624] `AttributeTailoring.variationRestriction` only applicable for «atpVariation» attributes [If the tailored attribute is not marked with stereotype «atpVariation» then `AttributeTailoring.variationRestriction` shall not be defined.]

6.4.2.3 Additional Validation Semantics for Reachable Elements

[TPS_STDT_00159] Semantics of Attribute that is in Scope

Upstream requirements: [RS_STDT_00106](#), [RS_STDT_00121](#)

[If `AttributeTailoring.inScope` = true then the restrictions defined for the `AttributeTailoring` apply.]

[TPS_STDT_00114] `MultiplicityRestrictionWithSeverity` in the context of `ClassTailoring` vs. `AggregationTailoring/ReferenceTailoring`

Upstream requirements: [RS_STDT_00106](#)

[

- The `MultiplicityRestrictionWithSeverity` that is aggregated via `AggregationTailoring.multiplicityRestriction` evaluates the total number of contained elements per instance of the tailored aggregation.
- The `MultiplicityRestrictionWithSeverity` that is aggregated via `ReferenceTailoring.multiplicityRestriction` evaluates the total number of referenced elements per instance of the tailored reference.
- The `MultiplicityRestrictionWithSeverity` that is aggregated via `ClassTailoring.multiplicityRestriction` evaluates the total number of aggregated or referenced elements that are an instance of the tailored class per instance of aggregation or reference.

]

See also [TPS_STDT_00108], [TPS_STDT_00112] and example [B.16](#)

6.4.3 Tailoring of Primitive Attributes

6.4.3.1 Description

[TPS_STDT_00142] Purpose of **PrimitiveAttributeTailoring**

Upstream requirements: [RS_STDT_00106](#)

[The **PrimitiveAttributeTailoring** specifies if a owned or inherited Primitive Attribute is in scope. Additionally, it defines the handling of AUTOSAR specified default values.]

[TPS_STDT_00143] AUTOSAR Standardized Primitive Attributes of Meta-Class

Upstream requirements: [RS_STDT_00106](#)

[Within the context of a given AUTOSAR meta-class all inherited and owned primitive attributes that are not marked with <<atpDerived>> or <<atpAbstract>> may be tailored. The reference to the primitive attribute is established via the name of the primitive attribute.]

Note: In the context of this specification a primitive attribute is a UML property that has a type that is marked with a stereotype <<primitive>> or <<enumeration>>.

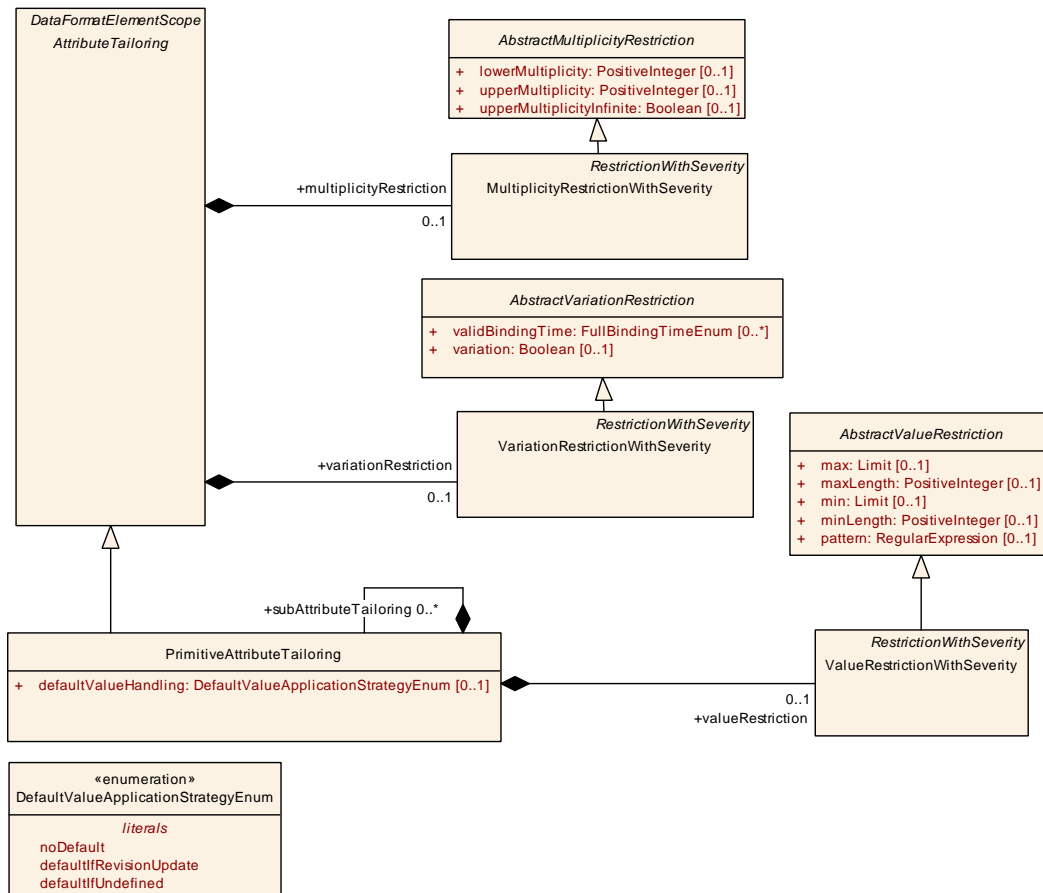


Figure 6.20: Tailoring of Primitive Attributes

Class	PrimitiveAttributeTailoring			
Package	M2::AUTOSARTemplates::CommonStructure::StandardizationTemplate::DataExchangePoint::DataFormatTailoring			
Note	Tailoring of primitive attributes. Primitive attributes are attributes that have a type which is marked by the stereotype <<primitive>> or <<enumeration>>			
Base	ARObject, AttributeTailoring, DataFormatElementReference, DataFormatElementScope, Identifiable, MultilanguageReferrable, Referrable, SpecElementReference, SpecElementScope			
Aggregated by	ClassContentConditional.attributeTailoring, PrimitiveAttributeTailoring.subAttributeTailoring			
Attribute	Type	Mult.	Kind	Note
defaultValueHandling	DefaultValueApplicationStrategyEnum	0..1	attr	Specification of how to handle AUTOSAR defined default values.
subAttributeTailoring	PrimitiveAttributeTailoring	*	aggr	Tailors the attribute of a <<primitive>> data type.
valueRestriction	ValueRestrictionWithSeverity	0..1	aggr	The restriction of the attribute value.

Table 6.32: PrimitiveAttributeTailoring

Enumeration	DefaultValueApplicationStrategyEnum
Package	M2::AUTOSARTemplates::CommonStructure::StandardizationTemplate::DataExchangePoint::DataFormatTailoring
Note	Enumeration that describes how to handle AUTOSAR defined default values. If the strategy requires application of the AUTOSAR defined default value, then the value shall be added before further validation or processing.
Aggregated by	PrimitiveAttributeTailoring.defaultValueHandling
Literal	Description
defaultIfRevisionUpdate	If the AUTOSAR model is older than the Baseline of the Data Exchange Point and the older version did not yet support the attribute, then the AUTOSAR defined default value SHALL be applied before further validation or processing. Tags: atp.EnumerationLiteralIndex=1
defaultIfUndefined	If the AUTOSAR model does not explicitly specify a value, then the apply the AUTOSAR defined default value before further validation or processing. Tags: atp.EnumerationLiteralIndex=2
noDefault	do not apply the AUTOSAR defined default value Tags: atp.EnumerationLiteralIndex=0

Table 6.33: DefaultValueApplicationStrategyEnum

6.4.3.2 Additional Constraints

[constr_2620] **shortName** of **PrimitiveAttributeTailoring** shall be a primitive attribute in the referenced Baseline [The **shortName** of **PrimitiveAttributeTailoring** shall match the name of an AUTOSAR specified primitive attribute of the Meta-Class in the referenced Baseline.]

6.4.3.3 Additional Validation Semantics for Reachable Elements

No additional validation semantics.

6.4.4 Tailoring of Aggregations

6.4.4.1 Description

[TPS_STDT_00140] Purpose of *AggregationTailoring*

Upstream requirements: [RS_STDT_00106](#)

[The *AggregationTailoring* specifies if an owned or inherited *Aggregation* is in scope.]

[TPS_STDT_00141] AUTOSAR Standardized Aggregations of Meta-Class

Upstream requirements: [RS_STDT_00106](#)

[Within the context of a given AUTOSAR meta-class all inherited and owned aggregations that are not marked with <<atpDerived>> or <<atpAbstract>> may be tailored.]

Note: In the context of this specification an aggregation is a UML property that has a type that is NOT marked with a stereotype «primitive» or «enumeration» and aggregation=AggregationKind::composite.

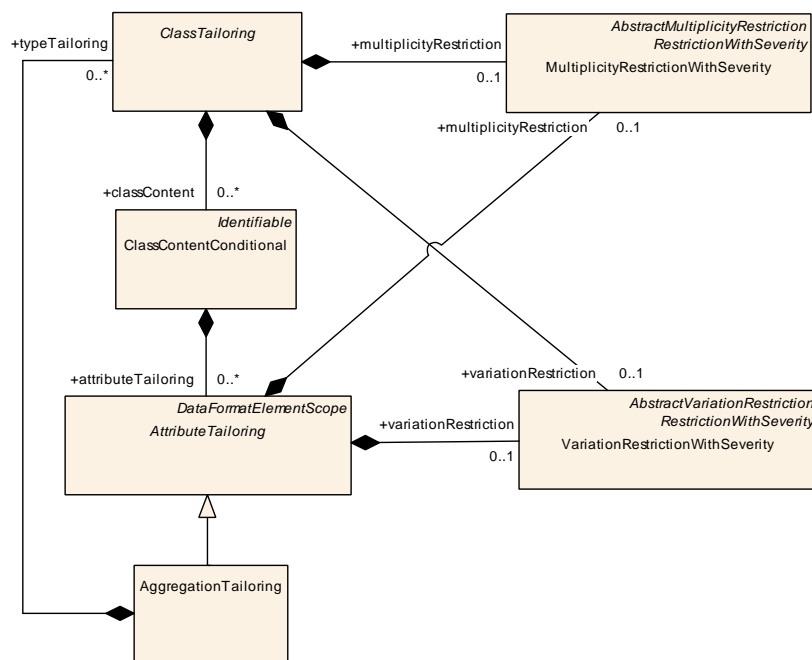


Figure 6.21: Tailoring of Aggregations

Class	AggregationTailoring			
Package	M2::AUTOSARTemplates::CommonStructure::StandardizationTemplate::DataExchangePoint::DataFormatTailoring			
Note	Tailoring of aggregations in the AUTOSAR meta-model			
Base	ARObject, AttributeTailoring, DataFormatElementReference, DataFormatElementScope, Identifiable, MultilanguageReferrable, Referrable, SpecElementReference, SpecElementScope			
Aggregated by	ClassContentConditional.attributeTailoring			
Attribute	Type	Mult.	Kind	Note
typeTailoring	ClassTailoring	*	aggr	Local class tailoring which is applied if the content is contained by this aggregation.

Table 6.34: AggregationTailoring

6.4.4.2 Additional Constraints

[constr_2621] The `shortName` of `AggregationTailoring` shall match the name of an AUTOSAR specified aggregation of the meta-class [The `shortName` of `AggregationTailoring` shall match the name of an AUTOSAR specified aggregation of the meta-class).]

6.4.4.3 Additional Validation Semantics for Reachable Elements

[TPS_STDT_00112] Validation Semantics of `ClassTailoring.multiplicityRestriction` in the context of `AggregationTailoring.typeTailoring`

Upstream requirements: RS_STDT_00106

[If the `ClassTailoring` is directly aggregated by `AggregationTailoring.typeTailoring` then the `MultiplicityRestrictionWithSeverity` is evaluated for each instance the tailored aggregation individually. I.e. for each instance of the tailored aggregation, the number of contained objects which are an instance of the tailored meta class is determined and evaluated with respect to the `MultiplicityRestrictionWithSeverity`.]

See also example B.17.

6.4.5 Tailoring of References

6.4.5.1 Description

[TPS_STDT_00138] Purpose of [ReferenceTailoring](#)

Upstream requirements: [RS_STDT_00106](#)

[The [ReferenceTailoring](#) specifies if an owned or inherited Reference is in scope.]

[TPS_STDT_00139] AUTOSAR Standardized References of Meta-Class

Upstream requirements: [RS_STDT_00106](#)

[Within the context of a given AUTOSAR Meta-Class all inherited and owned references that are not marked with <<atpDerived>> or <<atpAbstract>> may be tailored. The reference to the reference is established via the name of the reference.]

Note: in the context of this specification a reference is a UML property that has a type that is NOT marked with a stereotype «primitive» or «enumeration» and aggregation=AggregationKind::none.

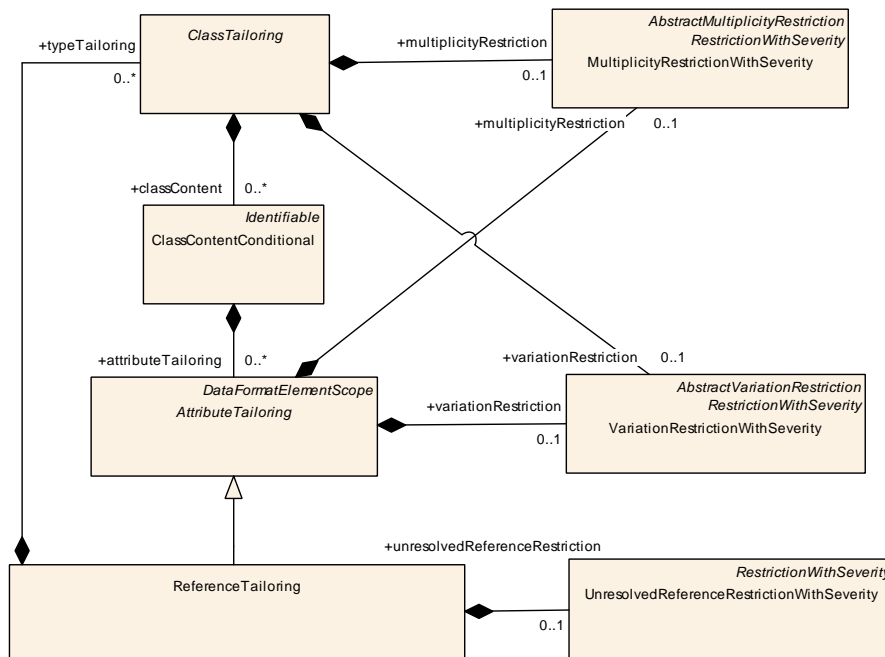


Figure 6.22: Tailoring of References

Class	ReferenceTailoring			
Package	M2::AUTOSARTemplates::CommonStructure::StandardizationTemplate::DataExchangePoint::DataFormatTailoring			
Note	Tailoring of Non-Containment References.			
Base	<i>ARObject, AttributeTailoring, DataFormatElementReference, DataFormatElementScope, Identifiable, MultilanguageReferrable, Referrable, SpecElementReference, SpecElementScope</i>			
Aggregated by	ClassContentConditional.attributeTailoring			
Attribute	Type	Mult.	Kind	Note
typeTailoring	ClassTailoring	*	aggr	Local class tailoring for content that is referenced by this reference.
unresolvedReferenceRestriction	UnresolvedReferenceRestrictionWithSeverity	0..1	aggr	Specifies the severity of unresolved references.

Table 6.35: ReferenceTailoring

6.4.5.2 Additional Constraints

[constr_2622] The **shortName** of **ReferenceTailoring** shall match the name of an AUTOSAR specified reference of the meta-class [The **shortName** of **ReferenceTailoring** shall match the name of an AUTOSAR specified reference of the meta-class).]

6.4.5.3 Additional Validation Semantics for Reachable Elements

[TPS_STDT_00169] Handling of unresolved references

Upstream requirements: [RS_STDT_00121](#)

[If a reachable object defines an unresolved reference that is referenced by this **ReferenceTailoring** then the **unresolvedReferenceRestriction** specifies the severity of this violation.]

[TPS_STDT_00119] Validation Semantics of **ClassTailoring.multiplicityRestriction** in the context of **ReferenceTailoring.typeTailoring**

Upstream requirements: [RS_STDT_00106](#)

[If the **ClassTailoring** is directly aggregated by **ReferenceTailoring.typeTailoring** then the **MultiplicityRestrictionWithSeverity** is evaluated for each instance of the tailored reference individually. I.e. for each instance of the tailored reference, the number of referenced objects which are an instance of the tailored meta class is determined and evaluated with respect to the **MultiplicityRestrictionWithSeverity**.]

See also example [B.16](#).

6.4.6 Tailoring of Constraints

6.4.6.1 Description

[TPS_STDT_00147] Purpose of **ConstraintTailoring**

Upstream requirements: [RS_STDT_00108](#)

[The **ConstraintTailoring** specifies if the referenced **Constraint** is enabled for this **DataExchangePoint**.]

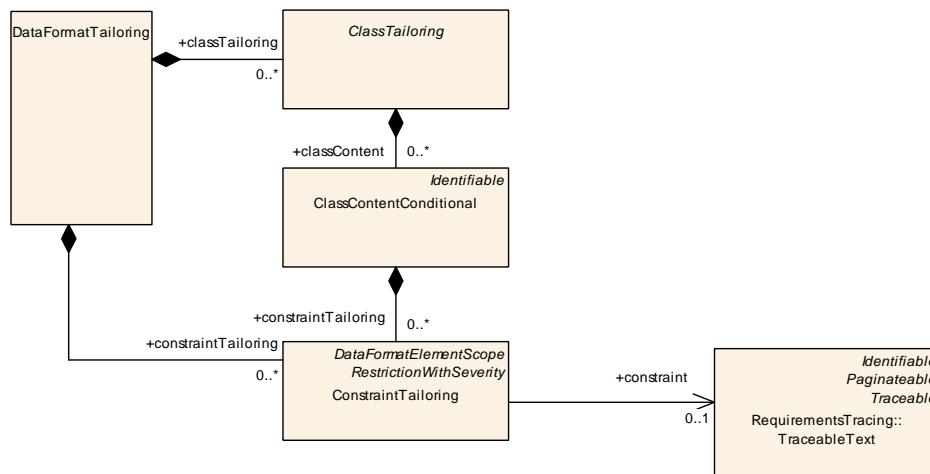


Figure 6.23: Tailoring of Constraints

Class	ConstraintTailoring			
Package	M2::AUTOSARTemplates::CommonStructure::StandardizationTemplate::DataExchangePoint::DataFormatTailoring			
Note	Tailoring of constraints. If a constraint is in scope, then the severity defines its Error Severity Level. If it is not in scope, then the constraint is disabled.			
Base	<i>ARObject</i> , <i>DataFormatElementReference</i> , <i>DataFormatElementScope</i> , <i>Identifiable</i> , <i>MultilanguageReferrable</i> , <i>Referrable</i> , <i>RestrictionWithSeverity</i> , <i>SpecElementReference</i> , <i>SpecElementScope</i>			
Aggregated by	<i>ClassContentConditional.constraintTailoring</i> , <i>DataFormatTailoring.constraintTailoring</i>			
Attribute	Type	Mult.	Kind	Note
constraint	TraceableText	0..1	ref	Reference to custom specification of constraint.

Table 6.36: ConstraintTailoring

6.4.6.2 Additional Constraints

none

6.4.6.3 Additional Validation Semantics for Reachable Elements

[TPS_STDT_00164] Semantics of a Constraint that is out of Scope

Upstream requirements: [RS_STDT_00108](#), [RS_STDT_00121](#)

[If `ConstraintTailoring.inScope` = false then the referenced constraint is disabled.]

[TPS_STDT_00165] Semantics of Constraint that is in Scope

Upstream requirements: [RS_STDT_00108](#), [RS_STDT_00121](#)

[If `ConstraintTailoring.inScope` = true then the referenced constraint is evaluated.]

[TPS_STDT_00125] Trigger for Evaluation of Constraints

Upstream requirements: [RS_STDT_00108](#), [RS_STDT_00121](#)

[The context in which a `ConstraintTailoring` is specified defines the trigger for the evaluation of the constraint:

- If a `ConstraintTailoring` is aggregated via `ClassContentConditional.constraintTailoring` then the constraint is only evaluated for reachable instances of the tailored `meta class` which fulfill the condition.
- If a `ConstraintTailoring` is aggregated via `DataFormatTailoring.constraintTailoring` then no explicit hint on instances of classes which trigger the evaluation are provided. It is up to the tool implementer to decide on the correct trigger.

Therefore, the author of a Profile of Data Exchange Point should attach `ConstraintTailorings` to `ClassTailorings` whenever this is possible.]

6.4.7 Tailoring of Special Data Groups

6.4.7.1 Description

[TPS_STDT_00132] Purpose of `SdgTailoring`

Upstream requirements: [RS_STDT_00116](#)

[`SdgTailoring` specifies if a `SdgClass` (Sdg with a specific gid and structure) may be added to a given `MetaClass`.]

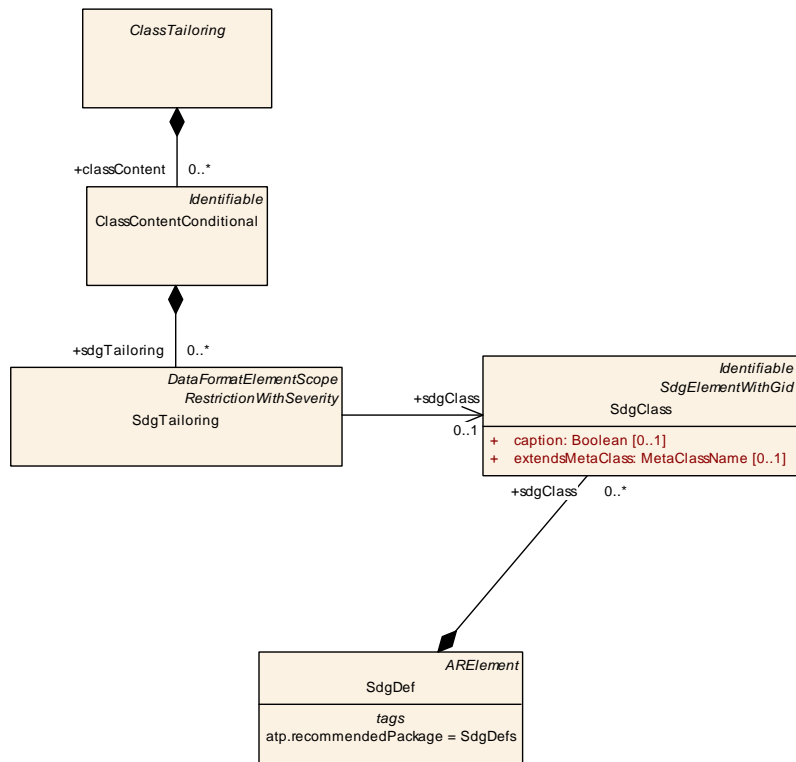


Figure 6.24: Tailoring of Usage of Special Data Groups

Class	SdgTailoring			
Package	M2::AUTOSARTemplates::CommonStructure::StandardizationTemplate::DataExchangePoint::DataFormatTailoring			
Note	Describes if the referenced Sdg may be attached to the current class.			
Base	<i>ARObject</i> , <i>DataFormatElementReference</i> , <i>DataFormatElementScope</i> , <i>Identifiable</i> , <i>MultilanguageReferrable</i> , <i>Referrable</i> , <i>RestrictionWithSeverity</i> , <i>SpecElementReference</i> , <i>SpecElementScope</i>			
Aggregated by	ClassContentConditional.sdgTailoring			
Attribute	Type	Mult.	Kind	Note
sdgClass	SdgClass	0..1	ref	Specification of the structure of the Special Data Group.

Table 6.37: SdgTailoring

6.4.7.2 Additional Constraints

[constr_2623] Referenced **SdgClass** shall be part of a **SdgDef** that is referenced by the **Baseline** [Referenced **SdgClass** shall be part of a **SdgDef** that is referenced by the **Baseline** of this Profile of Data Exchange Point.]

6.4.9 Description of Custom Constraints

6.4.9.1 Description

Custom constraints are documented as `TraceableText` with `category==CONSTRAINT_ITEM` as defined in [TPS_STDT_00098]

6.4.9.2 Additional Constraints

none

6.4.9.3 Additional Validation Semantics for Reachable Elements

none

6.5 Default Values in Profiles of Data Exchange Point

This chapter describes rules for default values in `Profile of Data Exchange Points` which apply if a `Profile` does not explicitly specify that information. In addition to these rules AUTOSAR provides `Baseline Profiles` which explicitly declare the default values of the latest AUTOSAR releases.

[TPS_STDT_00191] Purpose of Baseline Profile of Data Exchange Point

Upstream requirements: [RS_STDT_00105](#), [RS_STDT_00106](#)

[A `Baseline Profile of Data Exchange Point` is a `Profile of Data Exchange Point` that explicitly models the following default values of `ClassTailorings`:

- `inScope` (see [TPS_STDT_00190])
- `validationRoot` (see [TPS_STDT_00196])
- `multiplicityRestriction` (see [TPS_STDT_00197])
- `variationRestriction` (see [TPS_STDT_00200])

Additionally, it specifies the default values of `AttributeTailorings`:

- `inScope` (see [TPS_STDT_00195])
- `multiplicityRestriction` (see [TPS_STDT_00198])
- `variationRestriction` (see [TPS_STDT_00199])
- `defaultValueHandling` (see [TPS_STDT_00204])

]

6.5.1 Default Values in `SpecificationScope`

The following rules define the default scope of AUTOSAR Specifications and their contained elements.

[TPS_STDT_00192] Default Scope of AUTOSAR Specifications

Upstream requirements: `RS_STDT_00102`, `RS_STDT_00103`

[If `SpecificationDocumentScope.inScope` is not explicitly specified for an AUTOSAR Specification then that AUTOSAR Specification is considered as not relevant for the Data Exchange Point. Default value of `SpecificationDocumentScope.inScope` is false.]

[TPS_STDT_00193] Default Scope of AUTOSAR Specification Elements

Upstream requirements: `RS_STDT_00102`, `RS_STDT_00103`

[If `DocumentElementScope.inScope` is not explicitly specified for an element in an AUTOSAR Specification then that element has the same scope as the AUTOSAR Specification that contains it. Default value of `DocumentElementScope.inScope` is `SpecificationDocumentScope.inScope` of the AUTOSAR Specification that contains the element.]

6.5.2 Default Values in `DataFormatTailoring`

The following rules define default scope and restrictions with respect to the Data Format.

[TPS_STDT_00190] Default Scope of concrete Meta Classes

Upstream requirements: `RS_STDT_00106`

[If `ConcreteClassTailoring.inScope` is not explicitly specified for a Meta Class then instances of that Meta Class are considered as not relevant for the Data Exchange Point by default. Default value of `ConcreteClassTailoring.inScope` is false.]

[TPS_STDT_00196] Default Validation Root of concrete Meta Classes

Upstream requirements: [RS_STDT_00106](#)

[If [ConcreteClassTailoring.validationRoot](#) is not explicitly specified for a Meta Class then instances of that Meta Class are no root elements for the validation by default. Default value of [ConcreteClassTailoring.validationRoot](#) is false.]

[TPS_STDT_00197] Default [multiplicityRestriction](#) of Meta-Classes (when not explicitly specified)

Upstream requirements: [RS_STDT_00106](#)

[

LifeCycleState of concrete Meta-Class (TPS_GST_-00051)	Default value of ClassTailoring.multiplicityRestriction				Description
	.lowerMultiplicity	.upperMultiplicity	.upperMultiplicityInfinite	.severity	
VALID	0	n/a	true	info	No restrictions. Any number of this class may occur.
DRAFT	0	0	n/a	info	Info Message if DRAFT classes are used
OBSOLETE	0	0	n/a	warning	Warning message if OBSOLETE classes are used
REMOVED	0	0	n/a	error	Error Message if REMOVED classes are used

]

[TPS_STDT_00200] Default `variationRestriction` of Meta-Classes with `<<atpVariation>>` (when not explicitly specified)

Upstream requirements: [RS_STDT_00106](#)

[

vh.latestBindingTime of Meta-Class (TPS_GST_00182)	Default value of <code>ClassTailoring.variationRestriction</code> (when not explicitly specified)		
	<code>.variation</code>	<code>.validBindingTime</code>	<code>.severity</code>
blueprintDerivationTime	true	blueprintDerivationTime	error
systemDesignTime	true	blueprintDerivationTime, systemDesignTime	error
codeGenerationTime	true	blueprintDerivationTime, systemDesignTime, codeGenerationTime	error
preCompileTime	true	blueprintDerivationTime, systemDesignTime, codeGenerationTime, preCompileTime	error
linkTime	true	blueprintDerivationTime, systemDesignTime, codeGenerationTime, preCompileTime, linkTime	error
postBuild	true	blueprintDerivationTime, systemDesignTime, codeGenerationTime, preCompileTime, linkTime, postBuild	error

]

[TPS_STDT_00195] Default Scope of Meta Attributes

Upstream requirements: [RS_STDT_00106](#)

[If `AttributeTailoring.inScope` is not explicitly specified for a Meta Attribute then occurrences of that Attribute are considered as not relevant for the Data Exchange Point by default. Default value of `AttributeTailoring.inScope` is false.]

[TPS_STDT_00198] Default `multiplicityRestriction` of Meta-Attributes (when not explicitly specified)

Upstream requirements: [RS_STDT_00106](#)

[

LifeCycleState of Meta-Attribute ([TPS_GST_00051])	Default value of <code>AttributeTailoring.multiplicityRestriction</code>				Description
	<code>.lowerMultiplicity</code>	<code>.upperMultiplicity</code>	<code>.upperMultiplicityInfinite</code>	<code>.severity</code>	
VALID	(lower)	(upper)	(upperInf)	info	<p>Multiplicity is not restricted. Same rules apply as in AUTOSAR XSD Schema [17]:</p> <pre> if attribute is tagged with 'xml.enforceMinMultiplicity=true' then .lowerMultiplicity = lower multiplicity of attribute as defined in the meta-model. else .lowerMultiplicity = 0 if (upper multiplicity of attribute in the meta-model is infinite) or (attribute is not marked with <code>xml.attribute=true</code> and it is owned by a class that is marked with stereotypes <<atpMixed>> or <<atpMixed>>) then .upperMultiplicity = n/a and . upperMultiplicityInfinite = true else .upperMultiplicity = upper multiplicity as defined in meta-model and . upperMultiplicityInfinite = n/a. </pre>
DRAFT	0	0	n/a	info	Info Message if <code>DRAFT</code> attribute is used
OBSOLETE	0	0	n/a	warning	Warning message if <code>OBSOLETE</code> attribute is used
REMOVED	0	0	n/a	error	Error Message if <code>REMOVED</code> attribute is used

]

1

¹see [TPS_XMLSPR_00036], [TPS_XMLSPR_00046], [TPS_XMLSPR_00003] in [18]

[TPS_STDT_00199] Default `variationRestriction` of Meta-Attributes (when not explicitly specified)

Upstream requirements: [RS_STDT_00106](#)

[

vh.latestBindingTime of Meta-Attribute (TPS_GST_00182)	Default value of <code>AttributeTailoring.variationRestriction</code> (when not explicitly specified)		
	<code>.variation</code>	<code>.validBindingTime</code>	<code>.severity</code>
blueprintDerivationTime	true	{blueprintDerivationTime}	error
systemDesignTime	true	{blueprintDerivationTime, systemDesignTime}	error
codeGenerationTime	true	{blueprintDerivationTime, systemDesignTime, codeGenerationTime}	error
preCompileTime	true	{blueprintDerivationTime, systemDesignTime, codeGenerationTime, preCompileTime}	error
linkTime	true	{blueprintDerivationTime, systemDesignTime, codeGenerationTime, preCompileTime, linkTime}	error
postBuild	true	{blueprintDerivationTime, systemDesignTime, codeGenerationTime, preCompileTime, linkTime, postBuild}	error

]

[TPS_STDT_00203] Default PrimitiveAttributeTailoring.valueRestriction (when not explicitly specified)

Upstream requirements: [RS_STDT_00113](#)

[

Attribute	Default Value
<code>pattern</code>	if the type of the primitive attribute specifies <code>xml.xsd.pattern</code> then value of <code>xml.xsd.pattern</code> else *
<code>max</code>	if the type of the primitive attribute specifies <code>xml.xsd.maxInclusive</code> that is not <code>+INF</code> then value of <code>xml.xsd.maxInclusive</code> with <code>intervalType=closed</code> else if the type of the primitive attribute specifies <code>xml.xsd.maxExclusive</code> that is not <code>+INF</code> then value of <code>xml.xsd.maxExclusive</code> with <code>intervalType=open</code> else <code>+INF</code> with <code>intervalType=infinite</code>
<code>min</code>	if the type of the primitive attribute specifies <code>xml.xsd.minInclusive</code> that is not <code>-INF</code> then value of <code>xml.xsd.minInclusive</code> with <code>intervalType=closed</code> else if the type of the primitive attribute specifies <code>xml.xsd.minExclusive</code> that is not <code>-INF</code> then value of <code>xml.xsd.minExclusive</code> with <code>intervalType=open</code> else <code>-INF</code> with <code>intervalType=infinite</code>
<code>maxLength</code>	if the type of the primitive attribute specifies <code>xml.xsd.maxLength</code> then value of <code>xml.xsd.maxLength</code> else <code>+INF</code>
<code>minLength</code>	if the type of the primitive attribute specifies <code>xml.xsd.minLength</code> then value of <code>xml.xsd.minLength</code> else <code>0</code>
<code>severity</code>	<code>error</code>

By default the `valueRestriction` of a primitive attribute semantically equals the declaration of its primitive type in the meta-model.

]

[TPS_STDT_00204] Default PrimitiveAttributeTailoring.defaultValueHandling

Upstream requirements: RS_STDT_00111

[If attribute `PrimitiveAttributeTailoring.defaultValueHandling` is not explicitly specified for a primitive `Attribute` then the no default values are applied by default. Default value of `PrimitiveAttributeTailoring.defaultValueHandling` is `noDefault`.]

[TPS_STDT_00207] Default ReferenceTailoring.unresolvedReferenceRestriction

Upstream requirements: RS_STDT_00111

[If `ReferenceTailoring.unresolvedReferenceRestriction` or `ReferenceTailoring.unresolvedReferenceRestriction.severity` are not defined then the default value of `ReferenceTailoring.unresolvedReferenceRestriction.severity` is `error`.]

6.6 Compatibility

This section describes the meaning of compatibility of `Profiles of Data Exchange Points` and defines generic rules for evaluating the compatibility of profiles. Compatibility is a measure for the level of interoperability risk. When evaluating the compatibility of a producer's and consumer's profile, a workflow is assumed where both, the producer and consumer, validate an artifact against their individual profiles. A compatibility analysis shall answer the question "What interoperability issues might arise if an Autosar Model passes the producer's validation and is imported on the consumer's side?" Problems can occur, for example, if the consumer's profile is more restrictive than the producer's profile. On the other hand, an issue on the producer side may not necessarily result in a problem on the consumer side, for example, if only a subset of the data is consumed.

- Note, the compatibility of `Profiles of Data Exchange Points` does not guarantee the absence of any interoperability issues. This compatibility however is an indicator for a low overall interoperability risk.
- On the other hand, the incompatibility of `Profiles of Data Exchange Points` does not necessarily imply the presence of interoperability issues. This incompatibility however is an indicator for a high interoperability risk.

[TPS_STDT_00110] Identification of Potential Interoperability Issues

Upstream requirements: RS_STDT_00118

[Potential interoperability risks are identified using the following iterative approach. The approach focuses on early identification of incompatibilities with a high risk of producing

interoperability issues. The following steps refer to the effective representation of the profiles as specified in [TPS_STDT_00106].

1. Compare the high level descriptions in `DataExchangePoint.longName`, `DataExchangePoint.desc` and `DataExchangePoint.introduction` in order to understand if the Profile of Data Exchange Points actually fit to each other with respect to the intended step in the Autosar Methodology. This is a fully manual step. If the profiles relate to completely different steps in the methodology, then an expert discussion about the methodological integration is required.
2. Compare the `Baselines` according to the rules defined in [TPS_STDT_00183]. If the `Baselines` are compatible then we can continue with the following steps. Otherwise, special caution is required, since specification items, constraints, meta-model elements, etc. might have been added, removed or changed in the `Baselines`. Thus, in addition to the descriptions in the following steps, it is required to figure out if the changes between the baselines actually affect the compared Profile of Data Exchange Points.
3. Identify matching `SpecElementReference` elements. The key for matching of standardized Specification Elements is the relative `shortName` path that is relative to the `DataExchangePoint`. The key for matching custom Specification Elements is the absolute `shortName` path of the referenced custom element.
 - (a) If there is no matching `SpecElementReference` in the other profile, then expert discussion is needed. This can for instance happen if profiles with incompatible `Baselines` are compared or if custom extensions are used.
 - (b) Otherwise: continue with next steps.
4. Identify not relevant elements: Elements that are not relevant (`SpecElementScope.inScope==false`) in both profiles result in low risk for interoperability issues and are ignored in further analysis.
5. Analyze the `SpecificationScope` (see also section 8.6.2):
 - (a) Compare `SpecificationDocumentScope.inScope` as defined in [TPS_STDT_00128] and [TPS_STDT_00160]. Experts should discuss the identified incompatibilities.
6. Analyze `DataFormatTailoring` (see also section 8.6.3):
 - (a) Compare `ConcreteClassTailoring.inScope` as defined in [TPS_STDT_00101]. Experts should discuss the identified incompatibilities. Suspect `ConcreteClassTailorings` are analyzed in the next steps.
 - (b) Compare `ConcreteClassTailoring.validationRoots`. Expert discussion is required if the values are not identical.

- (c) Compare `ClassTailoring.multiplicityRestriction` [TPS_STDT_00210] and `ClassTailoring.variationRestrictions` [TPS_STDT_00201]. Experts should discuss the identified incompatibilities. Incompatible restrictions with `severity==error` in the consumer's profile should be handled first, followed by restrictions with `severity==warning` and restrictions with `severity==info`.
- (d) Compare `ClassTailoring.classContent` [TPS_STDT_00135]. Two `ClassContentConditional` match if the `condition` is equal. Experts should discuss if there is no match in the other profile or if incompatibilities are identified.
- (e) Compare `ClassContentConditional.attributeTailorings` [TPS_STDT_00131][TPS_STDT_00133][TPS_STDT_00134], `ClassContentConditional.constraintTailorings` [TPS_STDT_00209] and `ClassContentConditional.sdgTailorings` [TPS_STDT_00209]. Experts should discuss the identified incompatibilities. Incompatible restrictions with `severity==error` in the consumer's profile should be handled first, followed by restrictions with `severity==warning` and restrictions with `severity==info`.

]

6.6.1 Compatibility of **Baseline**

[TPS_STDT_00183] Compatibility of **Baselines**

Upstream requirements: [RS_STDT_00118](#)

[Baselines are compatible if the following criteria are fulfilled

- `standardRevisions` specify the same revisions of Autosar standards² and
- `customSpecifications` refer to the same set of custom `Documentations` and
- `customSdgDefs` refer to the same set of `SdgDefs`.

Otherwise the `Baselines` are not compatible and discussion by engineers is required.]

²Different `standardRevisions` do not automatically result in problems with respect to tool interoperability. Especially, in case the `Data Exchange Point` relates to parts of the standard that have not changed between the revisions

6.6.2 Compatibility of **SpecificationScope**

[TPS_STDT_00128] Compatibility of **SpecificationDocumentScopes**

Upstream requirements: [RS_STDT_00118](#)

[

	SpecificationDocumentScope.inScope of consumer x = COMPATIBLE (<i>inScope</i> equivocal), - = INCOMPATIBLE (<i>inScope</i> NOT equivocal), ? = SUSPECT	
SpecificationDocumentScope.inScope of producer	false	true
false	x	-
true	-	? suspect, further analysis of contained DocumentElementScopes required => see [TPS_STDT_00160]

]

[TPS_STDT_00160] Compatibility of **DocumentElementScopes**

Upstream requirements: [RS_STDT_00118](#)

[

	DocumentElementScope.inScope of consumer x = COMPATIBLE (<i>inScope</i> equivocal), - = INCOMPATIBLE (<i>inScope</i> NOT equivocal)	
DocumentElementScope.inScope of producer	false	true
false	x	-
true	-	x

]

6.6.3 Compatibility of `DataFormatTailoring`

[TPS_STDT_00101] Compatibility of `ConcreteClassTailorings`

Upstream requirements: [RS_STDT_00118](#)

[

	<code>ConcreteClassTailoring.inScope</code> of consumer x = COMPATIBLE (consumer/producer consider the related class as NOT relevant (<code>inScope==false</code>)), - = INCOMPATIBLE (i.e. <code>ConcreteClassTailoring.inScope</code> are different), ? = suspect (consumer/producer consider the related class as relevant (<code>inScope==true</code>))	
<code>ConcreteClassTailoring.inScope</code> of producer	false	true
false	x	-
true	-	? Further analysis required

]

[TPS_STDT_00135] Compatibility of `ClassContentConditional`

Upstream requirements: [RS_STDT_00118](#)

[Two `ClassContentConditionals` are considered to be incompatible if

- `condition` is not equivalent **OR**
- elements in `attributeTailoring` do not match **OR**
- elements in `constraintTailoring` do not match **OR**
- elements in `sdgTailoring` do not match

Otherwise further analysis is required. See also [\[TPS_STDT_00131\]](#), [\[TPS_STDT_00133\]](#), [\[TPS_STDT_00134\]](#), [\[TPS_STDT_00209\]](#) and [\[TPS_STDT_00208\]](#).]

[TPS_STDT_00136] Compatibility of `AttributeTailoring`

Upstream requirements: [RS_STDT_00118](#)

[Two `AttributeTailorings` are considered to be incompatible if

- `multiplicityRestriction` is incompatible [\[TPS_STDT_00210\]](#) **OR**
- `variationRestriction` is incompatible [\[TPS_STDT_00201\]](#)

]

[TPS_STDT_00131] Compatibility of `AggregationTailoring`

Upstream requirements: [RS_STDT_00118](#)

[Two `AggregationTailorings` are incompatible

- if they are incompatible according to [TPS_STDT_00136] **OR**
- if the elements in `typeTailoring` are incompatible.

If no incompatibilities were identified then it is considered as compatible.]

[TPS_STDT_00133] Compatibility of `ReferenceTailoring`

Upstream requirements: RS_STDT_00118

[Two `ReferenceTailorings` are incompatible

- if they are incompatible according to [TPS_STDT_00136] **OR**
- if the elements in `typeTailoring` are incompatible **OR**
- if `unresolvedReferenceRestriction` is incompatible

If no incompatibilities were identified then it is considered as compatible.]

[TPS_STDT_00134] Compatibility of `PrimitiveAttributeTailoring`

Upstream requirements: RS_STDT_00118

[Two `PrimitiveAttributeTailorings` are incompatible

- if they are incompatible according to [TPS_STDT_00136] **OR**
- if `defaultValueHandling` is not the same **OR**
- if `valueRestriction` [TPS_STDT_00205] is incompatible

]

[TPS_STDT_00209] Compatibility of `SdgTailorings`

Upstream requirements: RS_STDT_00118

[Two `SdgTailorings` are considered to be compatible if their `sdgClass` reference points to the same `SdgClass`.]

Note: This definition of compatibility does not cover the case, where two `SdgClass` definitions exist at different locations, but boil down to the equivalent `SdgClasses`. This is accepted for simplicity of validation.

[TPS_STDT_00208] Compatibility of `ConstraintTailorings`

Upstream requirements: RS_STDT_00118

[An interoperability risk exists if the severity of a constraint in the producer's profile is less than the severity in the consumer's profile. Another interoperability risk exists, if a custom constraint is referenced and the textual description is not identical in the producer's and consumer's profile. In both cases, expert discussion is needed.]

[TPS_STDT_00210] Compatibility of `MultiplicityRestrictionWithSeverity`

Upstream requirements: [RS_STDT_00118](#)

[

	MultiplicityRestrictionWithSeverity of Consumer: x = COMPATIBLE (<code>lowerMultiplicity</code> and <code>upperMultiplicity/upperMultiplicityInfinite</code> range of the producer, is fully covered by the range of the consumer), - = INCOMPATIBLE				
MultiplicityRestrictionWithSeverity of Producer	0..0	0..1	0..*	1..1	1..*
0..0	x	x	x	-	-
0..1	-	x	x	-	-
0..*	-	-	x	-	-
1..1	-	x	x	x	x
1..*	-	-	x	-	x

]

[TPS_STDT_00201] Compatibility of `VariationRestrictionWithSeverity.variation`

Upstream requirements: [RS_STDT_00118](#)

[

	Value of <code>VariationRestrictionWithSeverity.variation</code> of the Consumer	
Value of <code>VariationRestrictionWithSeverity.variation</code> of the Producer	false	true
false	compatible	compatible
true	incompatible	further evaluation of the <code>VariationRestrictionWithSeverity.validBindingTime</code> attribute is required. See [TPS_STDT_00202]

]

[TPS_STDT_00202] Compatibility of `VariationRestrictionWithSeverity.validBindingTime`

Upstream requirements: [RS_STDT_00118](#)

[In case the value of `VariationRestrictionWithSeverity.variation` is true at both the producer's and the consumer's side, further evaluation of the `VariationRestrictionWithSeverity.validBindingTime` attribute is required. The `validBindingTime` attributes at the producer's and the consumer's side are considered compatible if the the set of valid binding times of the producer is a subset of the set of

valid binding times of the consumer. Otherwise the `validBindingTime` attributes at the producer's and the consumer's side are considered incompatible.]

[TPS_STDT_00205] Compatibility of `ValueRestrictionWithSeverity`

Upstream requirements: RS_STDT_00118

[The compatibility of `ValueRestrictionWithSeverity`s is calculated using the following algorithm:

1. **if** `min` of the producer \geq `min` of the consumer **then** `min` is compatible. Continue with next attribute. **else** `ValueRestrictionWithSeverity` is incompatible. Stop comparison.
2. **if** `max` of the producer \leq `max` of the consumer **then** `max` is compatible. Continue with next attribute. **else** `ValueRestrictionWithSeverity` is incompatible. Stop comparison.
3. **if** `minLength` of the producer \geq `minLength` of the consumer **then** `minLength` is compatible. Continue with next attribute. **else** `ValueRestrictionWithSeverity` is incompatible. Stop comparison.
4. **if** `maxLength` of the producer \leq `maxLength` of the consumer **then** `maxLength` is compatible. Continue with next attribute. **else** `ValueRestrictionWithSeverity` is incompatible. Stop comparison.
5. **if** any match to the regular expression defined in the `pattern` attribute at the producer's side also yields a match to the regular expression defined in the `pattern` attribute at the consumer's side³ **then** `pattern` is compatible. `ValueRestrictionWithSeverity` is compatible **else** `ValueRestrictionWithSeverity` is incompatible. Stop comparison.

]

[TPS_STDT_00206] Compatibility of `UnresolvedReferenceRestrictionWithSeverity`

Upstream requirements: RS_STDT_00118

[For an existing reference attribute, the `UnresolvedReferenceRestrictionWithSeverity` defines the `severity`, if the given reference path cannot be resolved. An interoperability problem exists if the `UnresolvedReferenceRestrictionWithSeverity.severity` on the producer side is lower than the `UnresolvedReferenceRestrictionWithSeverity.severity` on the consumer side.]

³Note that this basically boils down to computing the intersection to the two languages describe by the two regular expressions and checking whether this intersection is equal to the language described by the regular expression at the producer's side. Since this is a rather complex check it is permissible that a validating tool simply performs a string comparison of the two pattern attributes and treats them as incompatible if the two strings are not equal

Note: Unresolved references may happen by mistake or intentionally. For example, unresolved references may be tolerated by the consumer, if the data is not needed for the intended methodology step.

A Reference Material

A.1 Requirements Tracing

The following table references the requirements specified in [19] and links to the fulfillments of these.

Requirement	Description	Satisfied by
[RS_STDT_00001]	Shall support and explain Blueprints in general	[TPS_STDT_00002] [TPS_STDT_00027] [TPS_STDT_00042] [TPS_STDT_00065] [TPS_STDT_00067]
[RS_STDT_00002]	Formalized description of BSW SWS	[TPS_STDT_00014] [TPS_STDT_00040] [TPS_STDT_00041] [TPS_STDT_00049] [TPS_STDT_00067] [TPS_STDT_00090] [TPS_STDT_00091]
[RS_STDT_00003]	Shall allow to represent port blueprints	[TPS_STDT_00007] [TPS_STDT_00047] [TPS_STDT_00061] [TPS_STDT_00082]
[RS_STDT_00004]	Shall allow to represent <code>shortName</code> patterns	[TPS_STDT_00003] [TPS_STDT_00047] [TPS_STDT_00055]
[RS_STDT_00005]	Shall support keywords and keyword abbreviations	[TPS_STDT_00004] [TPS_STDT_00012] [TPS_STDT_00068] [TPS_STDT_00069] [TPS_STDT_00070]
[RS_STDT_00006]	Shall be implemented without compatibility problems to existing template	[TPS_STDT_00033] [TPS_STDT_00041] [TPS_STDT_00047]
[RS_STDT_00007]	Shall be based on the AUTOSAR XML schema	[TPS_STDT_00033] [TPS_STDT_00041] [TPS_STDT_00047]
[RS_STDT_00008]	Shall provide means to support analyzing the conformity of implementations with the AUTOSAR standards	[TPS_STDT_00001] [TPS_STDT_00003] [TPS_STDT_00012] [TPS_STDT_00042] [TPS_STDT_00048] [TPS_STDT_00052] [TPS_STDT_00054] [TPS_STDT_00060]
[RS_STDT_00009]	Shall be able to represent requirements stated in SWS	[TPS_STDT_00001] [TPS_STDT_00042] [TPS_STDT_00050] [TPS_STDT_00052] [TPS_STDT_00060]
[RS_STDT_00010]	Shall refer to ECUC parameter definition	[TPS_STDT_00025] [TPS_STDT_00040]
[RS_STDT_00011]	Shall be able to standardize components	[TPS_STDT_00024]
[RS_STDT_00012]	Shall be able to standardize architecture	[TPS_STDT_00024]
[RS_STDT_00013]	Shall be able to express parts of reference paths resp. package hierarchies	[TPS_STDT_00013] [TPS_STDT_00051]
[RS_STDT_00014]	Shall be able to express levels of obligation	[TPS_STDT_00028] [TPS_STDT_00053] [TPS_STDT_00067]
[RS_STDT_00015]	Shall support different Approaches to derive from Blueprints	[TPS_STDT_00028]
[RS_STDT_00016]	Shall be able to express information about the state of model elements	[TPS_STDT_00038]
[RS_STDT_00017]	Shall cover the compatibility of blueprints and derived objects	[TPS_STDT_00005] [TPS_STDT_00008] [TPS_STDT_00051] [TPS_STDT_00072] [TPS_STDT_00085] [TPS_STDT_00086] [TPS_STDT_00087]





Requirement	Description	Satisfied by
[RS_STDT_00018]	Shall allow to describe the dependencies of APIs (e.g. invocation and callback/polling interfaces)	[TPS_STDT_00014] [TPS_STDT_00048] [TPS_STDT_00090] [TPS_STDT_00091]
[RS_STDT_00019]	Shall define the mandatory semantics for a Blueprint	[TPS_STDT_00003] [TPS_STDT_00006] [TPS_STDT_00010] [TPS_STDT_00021] [TPS_STDT_00028] [TPS_STDT_00048]
[RS_STDT_00020]	Shall support variants of a Variable Dataprototype	[TPS_STDT_00028] [TPS_STDT_00030] [TPS_STDT_00044] [TPS_STDT_00045] [TPS_STDT_00046]
[RS_STDT_00021]	Shall support multiple instantiation for an example SWC with Port Blueprint	[TPS_STDT_00003] [TPS_STDT_00036] [TPS_STDT_00037]
[RS_STDT_00022]	Means of exchange format between stakeholders for blueprints	[TPS_STDT_00025]
[RS_STDT_00023]	Shall be able to standardize Alias Names	[TPS_STDT_00011]
[RS_STDT_00024]	Shall be able to standardize Unique Names and Display Names	[TPS_STDT_00031]
[RS_STDT_00025]	Shall be able to standardize life cycle states	[TPS_STDT_00043] [TPS_STDT_00064]
[RS_STDT_00026]	Shall allow to represent port interface blueprints	[TPS_STDT_00009] [TPS_STDT_00066]
[RS_STDT_00027]	Shall allow to evaluate the integrity of Blueprints	[TPS_STDT_00034]
[RS_STDT_00028]	Shall allow to generate BSW "Standard AUTOSAR Interface" description from model	[TPS_STDT_00023] [TPS_STDT_00067]
[RS_STDT_00029]	Shall be able to represent further Blueprints	[TPS_STDT_00014] [TPS_STDT_00015] [TPS_STDT_00016] [TPS_STDT_00017] [TPS_STDT_00018] [TPS_STDT_00019] [TPS_STDT_00020] [TPS_STDT_00022] [TPS_STDT_00023] [TPS_STDT_00026] [TPS_STDT_00035] [TPS_STDT_00049] [TPS_STDT_00079] [TPS_STDT_00083] [TPS_STDT_00084] [TPS_STDT_00090]
[RS_STDT_00030]	Shall allow to standardize package structures	[TPS_STDT_00013] [TPS_STDT_00067]
[RS_STDT_00031]	Shall support general specification items	[TPS_STDT_00042] [TPS_STDT_00056] [TPS_STDT_00057] [TPS_STDT_00058] [TPS_STDT_00089]
[RS_STDT_00032]	Shall be able to provide Blueprints for Roles and Rights	[TPS_STDT_00062]
[RS_STDT_00033]	Shall be able to provide Blueprints for Build Action Manifest	[TPS_STDT_00063] [TPS_STDT_00065]
[RS_STDT_00034]	Blueprinting of Implicit Communication Behavior	[TPS_STDT_00071] [TPS_STDT_00073] [TPS_STDT_00074] [TPS_STDT_00075] [TPS_STDT_00076]
[RS_STDT_00035]	Shall support blueprinting of keywords	[TPS_STDT_00077]
[RS_STDT_00036]	StandardizationTemplate shall specify the representation of requirements in AUTOSAR documents	[TPS_STDT_00078] [TPS_STDT_00094]





Requirement	Description	Satisfied by
[RS_STDT_00037]	Standardization Template shall specify the representation of specification items in AUTOSAR documents	[TPS_STDT_00080]
[RS_STDT_00038]	Standardization Template shall specify the representation of constraint items in AUTOSAR documents	[TPS_STDT_00081] [TPS_STDT_00088]
[RS_STDT_00040]	Multiplicity of elements in derived objects	[TPS_STDT_00032] [TPS_STDT_00039] [TPS_STDT_00092]
[RS_STDT_00041]	Formalized description of BSW Abstract SWS	[TPS_STDT_00014] [TPS_STDT_00027] [TPS_STDT_00090] [TPS_STDT_00091]
[RS_STDT_00042]	Shall provide the ability to define naming conventions for public symbols	[TPS_STDT_00004] [TPS_STDT_00012] [TPS_STDT_00068] [TPS_STDT_00069] [TPS_STDT_00070]
[RS_STDT_00043]	Standardization Template shall specify the representation of advisory items in AUTOSAR template documents	[TPS_STDT_00093]
[RS_STDT_00101]	Description of Data Exchange Point Shall Provide a Human Readable High-Level Overview	[TPS_STDT_00120] [TPS_STDT_00121]
[RS_STDT_00102]	Description of Data Exchange Point Shall Describe Work Product in Methodology	[TPS_STDT_00100] [TPS_STDT_00102] [TPS_STDT_00103] [TPS_STDT_00104] [TPS_STDT_00123] [TPS_STDT_00156] [TPS_STDT_00187] [TPS_STDT_00188] [TPS_STDT_00192] [TPS_STDT_00193]
[RS_STDT_00103]	Description of Data Exchange Point Shall Describe Intended Use	[TPS_STDT_00100] [TPS_STDT_00102] [TPS_STDT_00103] [TPS_STDT_00104] [TPS_STDT_00123] [TPS_STDT_00124] [TPS_STDT_00156] [TPS_STDT_00187] [TPS_STDT_00188] [TPS_STDT_00192] [TPS_STDT_00193]
[RS_STDT_00104]	Description of Data Exchange Point Shall Describe Tool and Organization	[TPS_STDT_00121]
[RS_STDT_00105]	Description of Data Exchange Point Shall Describe AUTOSAR Revision	[TPS_STDT_00122] [TPS_STDT_00191] [TPS_STDT_00211]





Requirement	Description	Satisfied by
[RS_STDT_00106]	Description of Data Exchange Point Shall Describe Relevant or Excluded Subset of the AUTOSAR Meta-Model	[TPS_STDT_00102] [TPS_STDT_00103] [TPS_STDT_00104] [TPS_STDT_00107] [TPS_STDT_00108] [TPS_STDT_00109] [TPS_STDT_00112] [TPS_STDT_00113] [TPS_STDT_00114] [TPS_STDT_00119] [TPS_STDT_00124] [TPS_STDT_00126] [TPS_STDT_00129] [TPS_STDT_00138] [TPS_STDT_00139] [TPS_STDT_00140] [TPS_STDT_00141] [TPS_STDT_00142] [TPS_STDT_00143] [TPS_STDT_00144] [TPS_STDT_00145] [TPS_STDT_00146] [TPS_STDT_00157] [TPS_STDT_00159] [TPS_STDT_00163] [TPS_STDT_00174] [TPS_STDT_00177] [TPS_STDT_00178] [TPS_STDT_00179] [TPS_STDT_00180] [TPS_STDT_00181] [TPS_STDT_00182] [TPS_STDT_00186] [TPS_STDT_00190] [TPS_STDT_00191] [TPS_STDT_00195] [TPS_STDT_00196] [TPS_STDT_00197] [TPS_STDT_00198] [TPS_STDT_00199] [TPS_STDT_00200]
[RS_STDT_00107]	Description of Data Exchange Point Shall Describe Relevant or Excluded Subset of Model	[TPS_STDT_00130] [TPS_STDT_00157]
[RS_STDT_00108]	Description of Data Exchange Point Shall Describe Relevant Constraints	[TPS_STDT_00102] [TPS_STDT_00103] [TPS_STDT_00104] [TPS_STDT_00124] [TPS_STDT_00125] [TPS_STDT_00147] [TPS_STDT_00157] [TPS_STDT_00164] [TPS_STDT_00165]
[RS_STDT_00109]	Description of Data Exchange Point Shall Describe Relevant Spec Items	[TPS_STDT_00102] [TPS_STDT_00103] [TPS_STDT_00104] [TPS_STDT_00124] [TPS_STDT_00157]
[RS_STDT_00110]	Description of Data Exchange Point Shall Describe Model Completeness	[TPS_STDT_00157] [TPS_STDT_00174]
[RS_STDT_00111]	Description of Data Exchange Point Shall Describe Applicability of Default Values	[TPS_STDT_00127] [TPS_STDT_00157] [TPS_STDT_00204] [TPS_STDT_00207]
[RS_STDT_00113]	Description of Data Exchange Point Shall Describe Limitation of Values of Primitive Attributes	[TPS_STDT_00157] [TPS_STDT_00173] [TPS_STDT_00203]
[RS_STDT_00114]	Description of Data Exchange Point Shall Support Severity Levels for Compliance with Individual Rules of the Profile	[TPS_STDT_00126] [TPS_STDT_00157] [TPS_STDT_00172] [TPS_STDT_00186]
[RS_STDT_00115]	Description of Data Exchange Point Shall Describe Rationales of Decisions	[TPS_STDT_00168] [TPS_STDT_00170]
[RS_STDT_00116]	Description of Data Exchange Point Shall Describe Usage of AUTOSAR Extension Mechanisms	[TPS_STDT_00132] [TPS_STDT_00157]
[RS_STDT_00117]	AUTOSAR Shall Provide Guidelines for Comparison of Profiles for Data Exchange Points	[TPS_STDT_00115] [TPS_STDT_00116]





Requirement	Description	Satisfied by
[RS_STDT_00118]	AUTOSAR Shall Provide Guidelines for Compatibility of Profiles for Data Exchange Points	[TPS_STDT_00101] [TPS_STDT_00110] [TPS_STDT_00115] [TPS_STDT_00116] [TPS_STDT_00128] [TPS_STDT_00131] [TPS_STDT_00133] [TPS_STDT_00134] [TPS_STDT_00135] [TPS_STDT_00136] [TPS_STDT_00160] [TPS_STDT_00183] [TPS_STDT_00201] [TPS_STDT_00202] [TPS_STDT_00205] [TPS_STDT_00206] [TPS_STDT_00208] [TPS_STDT_00209] [TPS_STDT_00210]
[RS_STDT_00119]	AUTOSAR Shall provide Rules for Composition of Profiles for Data Exchange Points	[TPS_STDT_00115]
[RS_STDT_00120]	AUTOSAR Shall Provide Support for Handling of Incomplete Profiles for Data Exchange Points	[TPS_STDT_00105] [TPS_STDT_00106]
[RS_STDT_00121]	AUTOSAR Shall Provide Guidance for Checking Compliance of AUTOSAR Model Against Profiles for Data Exchange Points	[TPS_STDT_00117] [TPS_STDT_00118] [TPS_STDT_00125] [TPS_STDT_00129] [TPS_STDT_00159] [TPS_STDT_00163] [TPS_STDT_00164] [TPS_STDT_00165] [TPS_STDT_00167] [TPS_STDT_00169]
[RS_STDT_00123]	AUTOSAR Shall Provide Guidance for Consistency of Profiles for Data Exchange Points	[TPS_STDT_00107] [TPS_STDT_00157]
[RS_STDT_00125]	Support of AUTOSAR Specific Modeling Patterns	[TPS_STDT_00175] [TPS_STDT_00176]

Table A.1: Requirements Tracing

B ARXML Listings

B.1 Example Blueprints

B.1.1 Blueprints of [PortInterfaceMapping](#)

```

<AR-PACKAGE>
  <SHORT-NAME>AUTOSAR</SHORT-NAME>
  <AR-PACKAGES>
    <AR-PACKAGE>
      <SHORT-NAME>PortInterfaces_Blueprint</SHORT-NAME>
      <CATEGORY>BLUEPRINT</CATEGORY>
      <ELEMENTS>
        <SENDER-RECEIVER-INTERFACE>
          <SHORT-NAME NAME-PATTERN="{anyName}">M</SHORT-NAME>
          <DATA-ELEMENTS>
            <VARIABLE-DATA-PROTOTYPE>
              <SHORT-NAME NAME-PATTERN="{anyName}">a</SHORT-NAME>
            </VARIABLE-DATA-PROTOTYPE>
            <VARIABLE-DATA-PROTOTYPE>
              <SHORT-NAME NAME-PATTERN="{anyName}">b</SHORT-NAME>
            </VARIABLE-DATA-PROTOTYPE>
          </DATA-ELEMENTS>
        </SENDER-RECEIVER-INTERFACE>
      </ELEMENTS>
    </AR-PACKAGE>
  </AR-PACKAGES>
</AR-PACKAGE>
    
```

Listing B.1: Scenario for Blueprints of [PortInterfaceMapping](#) (1)

```

<AR-PACKAGE>
  <SHORT-NAME>LeftCompany</SHORT-NAME>
  <AR-PACKAGES>
    <AR-PACKAGE>
      <SHORT-NAME>PortInterfaces</SHORT-NAME>
      <ELEMENTS>
        <SENDER-RECEIVER-INTERFACE>
          <SHORT-NAME>S</SHORT-NAME>
          <DATA-ELEMENTS>
            <VARIABLE-DATA-PROTOTYPE>
              <SHORT-NAME>b</SHORT-NAME>
            </VARIABLE-DATA-PROTOTYPE>
            <VARIABLE-DATA-PROTOTYPE>
              <SHORT-NAME>a</SHORT-NAME>
            </VARIABLE-DATA-PROTOTYPE>
          </DATA-ELEMENTS>
        </SENDER-RECEIVER-INTERFACE>
      </ELEMENTS>
    </AR-PACKAGE>
    <AR-PACKAGE>
      <SHORT-NAME>BlueprintMappingSets</SHORT-NAME>
      <ELEMENTS>
        <BLUEPRINT-MAPPING-SET>
          <SHORT-NAME>S_isDerivedFrom_M</SHORT-NAME>
          <DESC>
            <L-2 L="EN">This states <E>that</E> S is derived from M</L-2>
          </DESC>
          <BLUEPRINT-MAPS>
            <BLUEPRINT-MAPPING>
              <BLUEPRINT-REF DEST="PORT-INTERFACE">/AUTOSAR/PortInterfaces_Blueprint/M</BLUEPRINT-REF>
              <DERIVED-OBJECT-REF DEST="PORT-INTERFACE">/LeftCompany/PortInterfaces/S</DERIVED-OBJECT-REF>
            </BLUEPRINT-MAPPING>
          </BLUEPRINT-MAPS>
        </BLUEPRINT-MAPPING-SET>
      </ELEMENTS>
    </AR-PACKAGE>
    <AR-PACKAGE>
      <SHORT-NAME>PortInterfaceMappingSets_Blueprint</SHORT-NAME>
      <CATEGORY>BLUEPRINT</CATEGORY>
      <ELEMENTS>
        <PORT-INTERFACE-MAPPING-SET>
          <SHORT-NAME NAME-PATTERN="{anyName}">BP</SHORT-NAME>
          <DESC>
            <L-2 L="EN"></L-2>
          </DESC>
          <PORT-INTERFACE-MAPPINGS>
            <VARIABLE-AND-PARAMETER-INTERFACE-MAPPING>
              <SHORT-NAME NAME-PATTERN="{anyName}">SMap</SHORT-NAME>
              <DESC>
                <L-2 L="EN">This defines <E>how</E> S is derived (and therefore mapped to) from M</L-2>
              </DESC>
            <DATA-MAPPINGS>
              <DATA-PROTOTYPE-MAPPING>
                <FIRST-DATA-PROTOTYPE-REF DEST="VARIABLE-DATA-PROTOTYPE">/AUTOSAR/PortInterfaces_Blueprint/M/a</FIRST-
                DATA-PROTOTYPE-REF>
            </DATA-MAPPINGS>
          </PORT-INTERFACE-MAPPINGS>
        </PORT-INTERFACE-MAPPING-SET>
      </ELEMENTS>
    </AR-PACKAGE>
  </AR-PACKAGES>
</AR-PACKAGE>
    
```

```

        <SECOND-DATA-PROTOTYPE-REF DEST="VARIABLE-DATA-PROTOTYPE"/>LeftCompany/PortInterfaces/S/b/</SECOND-DATA-
        PROTOTYPE-REF>
    </DATA-PROTOTYPE-MAPPING>
</DATA-PROTOTYPE-MAPPING>
    <FIRST-DATA-PROTOTYPE-REF DEST="VARIABLE-DATA-PROTOTYPE"/>AUTOSAR/PortInterfaces_Blueprint/M/b/</FIRST-
    DATA-PROTOTYPE-REF>
    <SECOND-DATA-PROTOTYPE-REF DEST="VARIABLE-DATA-PROTOTYPE"/>LeftCompany/PortInterfaces/S/a/</SECOND-DATA-
    PROTOTYPE-REF>
</DATA-PROTOTYPE-MAPPING>
</DATA-MAPPINGS>
</VARIABLE-AND-PARAMETER-INTERFACE-MAPPING>
</PORT-INTERFACE-MAPPINGS>
</PORT-INTERFACE-MAPPING-SET>
</ELEMENTS>
</AR-PACKAGE>
</AR-PACKAGES>
</AR-PACKAGE>

```

Listing B.2: Scenario for Blueprints of PortInterfaceMapping (2)

```

<AR-PACKAGE>
<SHORT-NAME>RightCompany</SHORT-NAME>
<AR-PACKAGES>
  <AR-PACKAGE>
    <SHORT-NAME>PortInterfaces</SHORT-NAME>
    <ELEMENTS>
      <SENDER-RECEIVER-INTERFACE>
        <SHORT-NAME>R</SHORT-NAME>
        <DATA-ELEMENTS>
          <VARIABLE-DATA-PROTOTYPE>
            <SHORT-NAME>x</SHORT-NAME>
          </VARIABLE-DATA-PROTOTYPE>
          <VARIABLE-DATA-PROTOTYPE>
            <SHORT-NAME>y</SHORT-NAME>
          </VARIABLE-DATA-PROTOTYPE>
        </DATA-ELEMENTS>
      </SENDER-RECEIVER-INTERFACE>
    </ELEMENTS>
  </AR-PACKAGE>
  <AR-PACKAGE>
    <SHORT-NAME>BlueprintMappingSets</SHORT-NAME>
    <ELEMENTS>
      <BLUEPRINT-MAPPING-SET>
        <SHORT-NAME>R_isDerivedFrom_M</SHORT-NAME>
        <DESC>
          <L-2 L="EN">This states <E>that</E> S is derived from M</L-2>
        </DESC>
        <BLUEPRINT-MAPS>
          <BLUEPRINT-MAPPING>
            <BLUEPRINT-REF DEST="PORT-INTERFACE"/>AUTOSAR/PortInterfaces_Blueprint/M</BLUEPRINT-REF>
            <DERIVED-OBJECT-REF DEST="PORT-INTERFACE"/>RightCompany/PortInterfaces/R</DERIVED-OBJECT-REF>
          </BLUEPRINT-MAPPING>
        </BLUEPRINT-MAPS>
      </BLUEPRINT-MAPPING-SET>
    </ELEMENTS>
  </AR-PACKAGE>
  <AR-PACKAGE>
    <SHORT-NAME>PortInterfaceMappingSets_Blueprint</SHORT-NAME>
    <CATEGORY>BLUEPRINT</CATEGORY>
    <ELEMENTS>
      <PORT-INTERFACE-MAPPING-SET>
        <SHORT-NAME NAME-PATTERN="{anyName}">BP</SHORT-NAME>
        <PORT-INTERFACE-MAPPINGS>
          <VARIABLE-AND-PARAMETER-INTERFACE-MAPPING>
            <SHORT-NAME NAME-PATTERN="{anyName}">RMap</SHORT-NAME>
            <DESC>
              <L-2 L="EN">This defines <E>how</E> R is derived (and therefore mapped to) from M</L-2>
            </DESC>
            <DATA-MAPPINGS>
              <DATA-PROTOTYPE-MAPPING>
                <FIRST-DATA-PROTOTYPE-REF DEST="VARIABLE-DATA-PROTOTYPE"/>AUTOSAR/PortInterfaces_Blueprint/M/a/</FIRST-
                DATA-PROTOTYPE-REF>
                <SECOND-DATA-PROTOTYPE-REF DEST="VARIABLE-DATA-PROTOTYPE"/>RightCompany/PortInterfaces/R/x/</SECOND-DATA-
                PROTOTYPE-REF>
              </DATA-PROTOTYPE-MAPPING>
              <DATA-PROTOTYPE-MAPPING>
                <FIRST-DATA-PROTOTYPE-REF DEST="VARIABLE-DATA-PROTOTYPE"/>AUTOSAR/PortInterfaces_Blueprint/M/b/</FIRST-
                DATA-PROTOTYPE-REF>
                <SECOND-DATA-PROTOTYPE-REF DEST="VARIABLE-DATA-PROTOTYPE"/>RightCompany/PortInterfaces/R/y/</SECOND-DATA-
                PROTOTYPE-REF>
              </DATA-PROTOTYPE-MAPPING>
            </DATA-MAPPINGS>
          </VARIABLE-AND-PARAMETER-INTERFACE-MAPPING>
        </PORT-INTERFACE-MAPPINGS>
      </PORT-INTERFACE-MAPPING-SET>
    </ELEMENTS>
  </AR-PACKAGE>
</AR-PACKAGES>
</AR-PACKAGE>

```

Listing B.3: Scenario for Blueprints of PortInterfaceMapping (3)


```

<AR-PACKAGE>
  <SHORT-NAME>Project</SHORT-NAME>
  <AR-PACKAGES>
    <AR-PACKAGE>
      <SHORT-NAME>PortInterfaceMappingSets</SHORT-NAME>
      <ELEMENTS>
        <PORT-INTERFACE-MAPPING-SET>
          <SHORT-NAME>Set1</SHORT-NAME>
          <PORT-INTERFACE-MAPPINGS>
            <VARIABLE-AND-PARAMETER-INTERFACE-MAPPING>
              <SHORT-NAME>SRMap</SHORT-NAME>
              <DESC>
                <L-2 L="EN">This defines <E>how</E> S is mapped R</L-2>
              </DESC>
              <DATA-MAPPINGS>
                <DATA-PROTOTYPE-MAPPING>
                  <FIRST-DATA-PROTOTYPE-REF DEST="VARIABLE-DATA-PROTOTYPE"/>LeftCompany/PortInterfaces/S/b</FIRST-DATA-PROTOTYPE-REF>
                  <SECOND-DATA-PROTOTYPE-REF DEST="VARIABLE-DATA-PROTOTYPE"/>RightCompany/PortInterfaces/R/x</SECOND-DATA-PROTOTYPE-REF>
                </DATA-PROTOTYPE-MAPPING>
                <DATA-PROTOTYPE-MAPPING>
                  <FIRST-DATA-PROTOTYPE-REF DEST="VARIABLE-DATA-PROTOTYPE"/>LeftCompany/PortInterfaces/S/a</FIRST-DATA-PROTOTYPE-REF>
                  <SECOND-DATA-PROTOTYPE-REF DEST="VARIABLE-DATA-PROTOTYPE"/>RightCompany/PortInterfaces/R/y</SECOND-DATA-PROTOTYPE-REF>
                </DATA-PROTOTYPE-MAPPING>
              </DATA-MAPPINGS>
            </VARIABLE-AND-PARAMETER-INTERFACE-MAPPING>
          </PORT-INTERFACE-MAPPINGS>
        </PORT-INTERFACE-MAPPING-SET>
      </ELEMENTS>
    </AR-PACKAGE>
  </AR-PACKAGES>
  <AR-PACKAGE>
    <SHORT-NAME>BlueprintMappingSets</SHORT-NAME>
    <ELEMENTS>
      <BLUEPRINT-MAPPING-SET>
        <SHORT-NAME>ProjectMap1</SHORT-NAME>
        <DESC>
          <L-2 L="EN">This states <E>that</E> SRMap is derived from SMMMap and RMMMap simultaneously</L-2>
        </DESC>
        <BLUEPRINT-MAPS>
          <BLUEPRINT-MAPPING>
            <BLUEPRINT-REF DEST="PORT-INTERFACE-MAPPING"/>LeftCompany/PortInterfaceMappingSets_Blueprint/BP/SMMMap</BLUEPRINT-REF>
            <DERIVED-OBJECT-REF DEST="PORT-INTERFACE-MAPPING"/>Project/PortInterfaceMappingSets/Set1/SRMap</DERIVED-OBJECT-REF>
          </BLUEPRINT-MAPPING>
          <BLUEPRINT-MAPPING>
            <BLUEPRINT-REF DEST="PORT-INTERFACE-MAPPING"/>RightCompany/PortInterfaceMappingSets_Blueprint/BP/RMMMap</BLUEPRINT-REF>
            <DERIVED-OBJECT-REF DEST="PORT-INTERFACE-MAPPING"/>Project/PortInterfaceMappingSets/Set1/SRMap</DERIVED-OBJECT-REF>
          </BLUEPRINT-MAPPING>
        </BLUEPRINT-MAPS>
      </BLUEPRINT-MAPPING-SET>
    </ELEMENTS>
  </AR-PACKAGE>
</AR-PACKAGES>

```

Listing B.4: Scenario for Blueprints of PortInterfaceMapping (4)

B.1.2 Blueprints of VfbTiming

```

<AR-PACKAGES>
  <AR-PACKAGE>
    <SHORT-NAME NAME-PATTERN="{anyName}">VfbTimingBlueprint</SHORT-NAME>
    <CATEGORY>BLUEPRINT</CATEGORY>
    <ELEMENTS>
      <VFB-TIMING>
        <SHORT-NAME>vfbTiming_AccrPedlRat</SHORT-NAME>
        <TIMING-DESCRIPTIONS>
          <TD-EVENT-VARIABLE-DATA-PROTOTYPE>
            <SHORT-NAME>tde_Vdps_AccrPedlRat</SHORT-NAME>
            <IS-EXTERNAL>>false</IS-EXTERNAL>
            <PORT-PROTOTYPE-BLUEPRINT-REF DEST="PORT-PROTOTYPE-BLUEPRINT"/>AUTOSAR/AISpecification/PortPrototypeBlueprints_Blueprint/AccrPedlRat</PORT-PROTOTYPE-BLUEPRINT-REF>
            <DATA-ELEMENT-REF DEST="VARIABLE-DATA-PROTOTYPE"/>AUTOSAR/AISpecification/PortInterfaces_Blueprint/AccrPedlRat1/AccrPedlRat</DATA-ELEMENT-REF>
            <TD-EVENT-VARIABLE-DATA-PROTOTYPE-TYPE>VARIABLE-DATA-PROTOTYPE-SENT</TD-EVENT-VARIABLE-DATA-PROTOTYPE-TYPE>
          </TD-EVENT-VARIABLE-DATA-PROTOTYPE>
          <TD-EVENT-VARIABLE-DATA-PROTOTYPE>
            <SHORT-NAME>tde_Vdpr_AccrPedlRat</SHORT-NAME>
            <IS-EXTERNAL>>false</IS-EXTERNAL>
            <PORT-PROTOTYPE-BLUEPRINT-REF DEST="PORT-PROTOTYPE-BLUEPRINT"/>AUTOSAR/AISpecification/PortPrototypeBlueprints_Blueprint/AccrPedlRat</PORT-PROTOTYPE-BLUEPRINT-REF>
            <DATA-ELEMENT-REF DEST="VARIABLE-DATA-PROTOTYPE"/>AUTOSAR/AISpecification/PortInterfaces_Blueprint/AccrPedlRat1/AccrPedlRat</DATA-ELEMENT-REF>
            <TD-EVENT-VARIABLE-DATA-PROTOTYPE-TYPE>VARIABLE-DATA-PROTOTYPE-RECEIVED</TD-EVENT-VARIABLE-DATA-PROTOTYPE-TYPE>
          </TD-EVENT-VARIABLE-DATA-PROTOTYPE>
        </TIMING-DESCRIPTIONS>
      </VFB-TIMING>
    </ELEMENTS>
  </AR-PACKAGE>
</AR-PACKAGES>

```

```

<TD-EVENT-VARIABLE-DATA-PROTOTYPE>
<SHORT-NAME>tde_Vdp_AccrPedlRat</SHORT-NAME>
<IS-EXTERNAL>>false</IS-EXTERNAL>
<PORT-PROTOTYPE-BLUEPRINT-REF DEST="PORT-PROTOTYPE-BLUEPRINT">/AUTOSAR/AISpecification/
PortPrototypeBlueprints_Blueprint/AccrPedlRat</PORT-PROTOTYPE-BLUEPRINT-REF>
<DATA-ELEMENT-REF DEST="VARIABLE-DATA-PROTOTYPE">/AUTOSAR/AISpecification/PortInterfaces_Blueprint/AccrPedlRat1/
AccrPedlRat</DATA-ELEMENT-REF>
</TD-EVENT-VARIABLE-DATA-PROTOTYPE>
</TIMING-DESCRIPTIONS>
<TIMING-REQUIREMENTS>
<PERIODIC-EVENT-TRIGGERING>
<SHORT-NAME>pet_AccrPedlRat</SHORT-NAME>
<EVENT-REF DEST="TD-EVENT-VARIABLE-DATA-PROTOTYPE">/VfbTimingBlueprint/vfbTiming_AccrPedlRat/tde_Vdp_AccrPedlRat
</EVENT-REF>
<JITTER>
<CSE-CODE>0</CSE-CODE>
<CSE-CODE-FACTOR>1</CSE-CODE-FACTOR>
</JITTER>
<PERIOD>
<CSE-CODE>0</CSE-CODE>
<CSE-CODE-FACTOR>10</CSE-CODE-FACTOR>
</PERIOD>
</PERIODIC-EVENT-TRIGGERING>
<AGE-CONSTRAINT>
<SHORT-NAME>ac_AccrPedlRat</SHORT-NAME>
<MAXIMUM>
<CSE-CODE>0</CSE-CODE>
<CSE-CODE-FACTOR>10</CSE-CODE-FACTOR>
</MAXIMUM>
<SCOPE-REF DEST="TD-EVENT-VARIABLE-DATA-PROTOTYPE">/VfbTimingBlueprint/vfbTiming_AccrPedlRat/
tde_Vdpr_AccrPedlRat</SCOPE-REF>
</AGE-CONSTRAINT>
</TIMING-REQUIREMENTS>
</VFB-TIMING>
</ELEMENTS>
</AR-PACKAGE>
</AR-PACKAGES>
    
```

Listing B.5: Example for VFB Timing Blueprint

B.2 Example Keyword ARXMLs

B.2.1 Example ARXML for [Keywords](#)

```

<AR-PACKAGE>
<SHORT-NAME>AUTOSAR</SHORT-NAME>
<AR-PACKAGES>
<AR-PACKAGE>
<SHORT-NAME>AISpecification</SHORT-NAME>
<AR-PACKAGES>
<AR-PACKAGE>
<SHORT-NAME>KeywordSets</SHORT-NAME>
<ELEMENTS>
<KEYWORD-SET>
<SHORT-NAME>KeywordListComfort</SHORT-NAME>
<KEYWORDS>
<KEYWORD>
<SHORT-NAME>Cmft</SHORT-NAME>
<LONG-NAME>
<L-4 L="EN">Comfort</L-4>
</LONG-NAME>
<DESC>
<L-2 L="EN">comfort. this keyword is used to express something as comfortable or convenient</L-2>
</DESC>
<ABBR-NAME>Cmft</ABBR-NAME>
<CLASSIFICATIONS>
<CLASSIFICATION>Condition-Qualifier</CLASSIFICATION>
</CLASSIFICATIONS>
</KEYWORD>
</KEYWORDS>
</KEYWORD-SET>
</ELEMENTS>
</AR-PACKAGE>
</AR-PACKAGES>
</AR-PACKAGE>
</AR-PACKAGES>
</AR-PACKAGE>
    
```

Listing B.6: example for keywords

B.2.2 Example ARXML for Stem Relation of Keywords

```
Line 100 -->
<AR-PACKAGE>
<SHORT-NAME>Collections</SHORT-NAME>
<ELEMENTS>
<COLLECTION>
<SHORT-NAME>Drv_declinations</SHORT-NAME>
<CATEGORY>RELATION</CATEGORY>
<COLLECTION-SEMANTICS>DECLINATION_OF</COLLECTION-SEMANTICS>
<ELEMENT-REFS>
<ELEMENT-REF BASE="KW" DEST="KEYWORD">KeywordList/Drv</ELEMENT-REF>
```

Listing B.7: Example for Stem Relation of Keywords

B.2.3 Example for [BlueprintPolicyNotModifiable](#)

```
<IMPLEMENTATION-DATA-TYPE-ELEMENT>
<SHORT-NAME>Csm_EncryptDataType</SHORT-NAME>
<CATEGORY>TYPE_REFERENCE</CATEGORY>
<ARRAY-SIZE BLUEPRINT-VALUE="{ecuc (Csm/CsmPrimitives/CsmEncrypt/CsmEncryptConfig/CsmEncryptDataMaxLength)}">undefined</ARRAY-SIZE>
<ARRAY-SIZE-SEMANTICS>FIXED-SIZE</ARRAY-SIZE-SEMANTICS>
<SW-DATA-DEF-PROPS>
<SW-DATA-DEF-PROPS-VARIANTS>
<SW-DATA-DEF-PROPS-CONDITIONAL>
<IMPLEMENTATION-DATA-TYPE-REF DEST="IMPLEMENTATION-DATA-TYPE">/AUTOSAR/Platform/ImplementationDataTypes_Blueprint/uint8</
IMPLEMENTATION-DATA-TYPE-REF>
</SW-DATA-DEF-PROPS-CONDITIONAL>
</SW-DATA-DEF-PROPS-VARIANTS>
</SW-DATA-DEF-PROPS>
</IMPLEMENTATION-DATA-TYPE-ELEMENT>
</SUB-ELEMENTS>
<TYPE-EMITTER>RTE</TYPE-EMITTER>
</IMPLEMENTATION-DATA-TYPE>
<IMPLEMENTATION-DATA-TYPE>
<SHORT-NAME NAME-PATTERN="Csm_EncryptResultType_{Crypto}">Csm_EncryptResultType</SHORT-NAME>
<CATEGORY>ARRAY</CATEGORY>
<BLUEPRINT-POLICYS>
<BLUEPRINT-POLICY-SINGLE>
<ATTRIBUTE-NAME>SHORT-NAME</ATTRIBUTE-NAME>
<BLUEPRINT-DERIVATION-GUIDE>
<P>
<L-1 L="EN">Crypto= {ecuc/Csm/CsmPrimitives.SHORT-NAME}</L-1>
</P>
</BLUEPRINT-DERIVATION-GUIDE>
```

Listing B.8: Example for BlueprintPolicyNotModifiable

B.2.4 Example for [BlueprintPolicyList](#)

```
<LOWER-LIMIT INTERVAL-TYPE="CLOSED">0x22</LOWER-LIMIT>
<UPPER-LIMIT INTERVAL-TYPE="CLOSED">0x22</UPPER-LIMIT>
<COMPU-CONST>
<VT>CNV2XMSG_TIMECONFIDENCE_000_000_000_000_5</VT>
</COMPU-CONST>
</COMPU-SCALE>
<COMPU-SCALE>
<LOWER-LIMIT INTERVAL-TYPE="CLOSED">0x23</LOWER-LIMIT>
<UPPER-LIMIT INTERVAL-TYPE="CLOSED">0x23</UPPER-LIMIT>
<COMPU-CONST>
<VT>CNV2XMSG_TIMECONFIDENCE_000_000_000_000_2</VT>
</COMPU-CONST>
</COMPU-SCALE>
<COMPU-SCALE>
<LOWER-LIMIT INTERVAL-TYPE="CLOSED">0x24</LOWER-LIMIT>
<UPPER-LIMIT INTERVAL-TYPE="CLOSED">0x24</UPPER-LIMIT>
<COMPU-CONST>
<VT>CNV2XMSG_TIMECONFIDENCE_000_000_000_000_1</VT>
</COMPU-CONST>
</COMPU-SCALE>
<COMPU-SCALE>
<LOWER-LIMIT INTERVAL-TYPE="CLOSED">0x25</LOWER-LIMIT>
<UPPER-LIMIT INTERVAL-TYPE="CLOSED">0x25</UPPER-LIMIT>
<COMPU-CONST>
<VT>CNV2XMSG_TIMECONFIDENCE_000_000_000_000_05</VT>
</COMPU-CONST>
</COMPU-SCALE>
<COMPU-SCALE>
<LOWER-LIMIT INTERVAL-TYPE="CLOSED">0x26</LOWER-LIMIT>
<UPPER-LIMIT INTERVAL-TYPE="CLOSED">0x26</UPPER-LIMIT>
```

Listing B.9: Example for BlueprintPolicyList

B.2.5 Example for [BlueprintPolicySingle](#)

The listing [B.10](#) illustrates the use of [BlueprintPolicySingle](#).

```

<PORT-PROTOTYPE-BLUEPRINT>
  <SHORT-NAME NAME-PATTERN="{anyName}">AFbForCmft</SHORT-NAME>
  <LONG-NAME>
    <L-4 L="EN">Acceleration Feedback for Comfort</L-4>
  </LONG-NAME>
  <DESC>
    <L-2 L="EN">Cluster of information regarding acceleration and acceleration saturation feedbacks from Vehicle Longitudinal Control (
      VLC) to Adaptive Cruise Control (ACC). This information is used for comfort reasons.</L-2>
  </DESC>
  <BLUEPRINT-POLICYS>
    <BLUEPRINT-POLICY-SINGLE>
      <ATTRIBUTE-NAME>INTERFACE-REF</ATTRIBUTE-NAME>
      <BLUEPRINT-DERIVATION-GUIDE>
        <P>
          <L-1 L="EN">Shall only refer to an interface of vendor xyz with the same shortname.</L-1>
        </P>
      </BLUEPRINT-DERIVATION-GUIDE>
    </BLUEPRINT-POLICY-SINGLE>
  </BLUEPRINT-POLICYS>
  <INTERFACE-REF DEST="SENDER-RECEIVER-INTERFACE">/AUTOSAR/AISpecification/PortInterfaces_Blueprint/AFbForCmft1</INTERFACE-REF>
</PORT-PROTOTYPE-BLUEPRINT>
    
```

Listing B.10: Example for BlueprintPolicySingle

In listing B.11 the `BlueprintPolicySingle` selects an element node with attribute which equals a defined string (PORTS/P-PORT-PROTOTYPE/SHORT-NAME[@NAME-PATTERN='{Name}_AsymDecrypt']).

```

<BLUEPRINT-POLICY-SINGLE>
  <ATTRIBUTE-NAME>PORTS/P-PORT-PROTOTYPE/SHORT-NAME[@NAME-PATTERN='{Name}_AsymDecrypt']</ATTRIBUTE-NAME>
  <BLUEPRINT-DERIVATION-GUIDE>
    <P>
      <L-1 L="EN">Name = { ecuc (Csm/CsmAsymDecrypt/CsmAsymDecryptConfig.SHORT-NAME) }</L-1>
    </P>
  </BLUEPRINT-DERIVATION-GUIDE>
</BLUEPRINT-POLICY-SINGLE>
    
```

Listing B.11: Example for BlueprintPolicySingle with attribute name pattern

This results in the selection of the element node illustrated in listing B.12.

```

<P-PORT-PROTOTYPE>
  <SHORT-NAME NAME-PATTERN="{Name}_AsymDecrypt">AsymDecrypt</SHORT-NAME>
  <PROVIDED-INTERFACE-TREF DEST="CLIENT-SERVER-INTERFACE">/AUTOSAR/Csm/ClientServerInterfaces_Blueprint/CsmAsymDecrypt</
    PROVIDED-INTERFACE-TREF>
</P-PORT-PROTOTYPE>
    
```

Listing B.12: Selected element node <SHORT-NAME>

In listing B.13 the `BlueprintPolicySingle` selects an element node which contains a defined text pattern (OPERATIONS/CLIENT-SERVER-OPERATION[SHORT-NAME/text()="ReadData"]/ARGUMENTS/ARGUMENT-DATA-PROTOTYPE[SHORT-NAME/text()="Data"]).

```

<BLUEPRINT-POLICY-SINGLE>
  <ATTRIBUTE-NAME>OPERATIONS/CLIENT-SERVER-OPERATION[SHORT-NAME/text()="ReadData"]/ARGUMENTS/ARGUMENT-DATA-PROTOTYPE[SHORT-NAME
    /text()="Data"]</ATTRIBUTE-NAME>
  <BLUEPRINT-DERIVATION-GUIDE>
    <P>
      <L-1 L="EN">Data = { ecuc (Dem/DemGeneral/DemDataElementClass.SHORT-NAME) }</L-1>
    </P>
  </BLUEPRINT-DERIVATION-GUIDE>
</BLUEPRINT-POLICY-SINGLE>
    
```

Listing B.13: Example for BlueprintPolicySingle with text pattern

This results in the selection of the element node (ARGUMENTS/ARGUMENT-DATA-PROTOTYPE/SHORT-NAME) with SHORT-NAME equal to 'Data' in case (CLIENT-SERVER-OPERATION/SHORT-NAME) is equal to 'ReadData', see listing B.14.

```

<OPERATIONS>
  <CLIENT-SERVER-OPERATION>
    <SHORT-NAME>ReadData</SHORT-NAME>
    <INTRODUCTION>
      <P>
    
```

```

<L-1 L="EN">The server is not allowed to return E_NOT_OK, but shall always provide a valid data value (e.g. a default/
replacement value in an error-case) to Dcm/Dem nevertheless the signature of the operation includes E_NOT_OK to
ensure compatibility between server runnable and RTE Call API, since the RTE may return negative Std_Return values
in certain cases (e.g. partition of server stopped)</L-1>

</P>
</INTRODUCTION>
<ARGUMENTS>
  <ARGUMENT-DATA-PROTOTYPE>
    <SHORT-NAME>Data</SHORT-NAME>
    <TYPE-TREF DEST="IMPLEMENTATION-DATA-TYPE"/>AUTOSAR/Dem/ImplementationDataTypes_Blueprint/DataArrayType</TYPE-TREF>
    <DIRECTION>OUT</DIRECTION>
  </ARGUMENT-DATA-PROTOTYPE>
</ARGUMENTS>
<POSSIBLE-ERROR-REFS>
  <POSSIBLE-ERROR-REF DEST="APPLICATION-ERROR"/>AUTOSAR/Dem/ClientServerInterfaces_Blueprint/DataServices/E_OK</POSSIBLE-
  ERROR-REF>
  <POSSIBLE-ERROR-REF DEST="APPLICATION-ERROR"/>AUTOSAR/Dem/ClientServerInterfaces_Blueprint/DataServices/E_NOT_OK</POSSIBLE-
  ERROR-REF>
</POSSIBLE-ERROR-REFS>
</CLIENT-SERVER-OPERATION>
</OPERATIONS>
    
```

Listing B.14: Example for BlueprintPolicySingle with text pattern

B.3 Example Profiles of Data Exchange Points

B.3.1 Referencing Specification Elements

Example [B.15](#) shows examples of references to standardized and custom specification elements.

```

<DATA-EXCHANGE-POINT>
  <SHORT-NAME>ExampleDataExchangePointWithCustomExtensions</SHORT-NAME>
  <REFERENCED-BASELINE>

  <STANDARD-REVISIONS>
    <STANDARD-REVISION>CP R4.2.2</STANDARD-REVISION>
  </STANDARD-REVISIONS>
  <CUSTOM-SPECIFICATION-REFS>
    <CUSTOM-SPECIFICATION-REF DEST="DOCUMENTATION">CustomSpecificationOfOS</CUSTOM-SPECIFICATION-REF>
    <CUSTOM-SPECIFICATION-REF DEST="DOCUMENTATION">CustomDataFormatExtensions</CUSTOM-SPECIFICATION-REF>
  </CUSTOM-SPECIFICATION-REFS>
  <CUSTOM-SDG-DEF-REFS>
    <CUSTOM-SDG-DEF-REF DEST="SDG-DEF">SafetyExtensionSdgDef</CUSTOM-SDG-DEF-REF>
  </CUSTOM-SDG-DEF-REFS>
</REFERENCED-BASELINE>
<SPECIFICATION-SCOPE>
  <SPECIFICATION-DOCUMENT-SCOPES>
    <SPECIFICATION-DOCUMENT-SCOPE>
      <SHORT-NAME>Methodology</SHORT-NAME>
      <IN-SCOPE>true</IN-SCOPE>
      <DOCUMENT-ELEMENT-SCOPES>
        <DOCUMENT-ELEMENT-SCOPE>
          <SHORT-NAME>Topology</SHORT-NAME>
          <DESC>
            <L-2 L="EN">Reference to STANDARDIZED element via shortName</L-2>
          </DESC>
          <IN-SCOPE>true</IN-SCOPE>
        </DOCUMENT-ELEMENT-SCOPE>
        <DOCUMENT-ELEMENT-SCOPE>
          <SHORT-NAME>ECU_System_Description</SHORT-NAME>
          <DESC>
            <L-2 L="EN">Reference to STANDARDIZED deliverable via alternativeName. The name of the deliverable contains spaces and
            thus it is required to use the alternativeName</L-2>
          </DESC>
          <ALTERNATIVE-NAME>ECU System Description</ALTERNATIVE-NAME>
          <IN-SCOPE>true</IN-SCOPE>
        </DOCUMENT-ELEMENT-SCOPE>
      </DOCUMENT-ELEMENT-SCOPES>
    </SPECIFICATION-DOCUMENT-SCOPE>
  </SPECIFICATION-DOCUMENT-SCOPE>
  <SPECIFICATION-DOCUMENT-SCOPE>
    <SHORT-NAME>Specification_of_Operating_System</SHORT-NAME>
    <DESC>
      <L-2 L="EN">Reference to STANDARDIZED Specification via alternative name that represents the title of the specification</L-2>
    </DESC>
    <ALTERNATIVE-NAME>Specification of Operating System</ALTERNATIVE-NAME>
    <IN-SCOPE>true</IN-SCOPE>
  </SPECIFICATION-DOCUMENT-SCOPE>
  <DOCUMENT-ELEMENT-SCOPES>
    <DOCUMENT-ELEMENT-SCOPE>
      <SHORT-NAME>SRS_Os_11005</SHORT-NAME>
      <DESC>
    
```

```

        <L-2 L="EN">Reference to STANDARDIZED requirement via shortName</L-2>
    </DESC>
    <IN-SCOPE>true</IN-SCOPE>
</DOCUMENT-ELEMENT-SCOPE>
</DOCUMENT-ELEMENT-SCOPES>
</SPECIFICATION-DOCUMENT-SCOPE>
<SPECIFICATION-DOCUMENT-SCOPE>
    <SHORT-NAME>CustomSpecificationOfOsScope</SHORT-NAME>
    <IN-SCOPE>true</IN-SCOPE>
    <CUSTOM-DOCUMENTATION-REF DEST="DOCUMENTATION">CustomSpecificationOfOs</CUSTOM-DOCUMENTATION-REF>
    <DOCUMENT-ELEMENT-SCOPES>
        <DOCUMENT-ELEMENT-SCOPE>
            <SHORT-NAME>Custom_SRS_Os_00001_Scope</SHORT-NAME>
            <DESC>
                <L-2 L="EN">Reference to CUSTOM requirement via shortName path</L-2>
            </DESC>
            <IN-SCOPE>true</IN-SCOPE>
            <CUSTOM-DOCUMENTATION-ELEMENT-REF DEST="STRUCTURED-REQ">CustomSpecificationOfOS/FunctionalExtensions/Custom_SRS_Os_00001</CUSTOM-DOCUMENTATION-ELEMENT-REF>
        </DOCUMENT-ELEMENT-SCOPE>
    </DOCUMENT-ELEMENT-SCOPES>
</SPECIFICATION-DOCUMENT-SCOPE>
<SPECIFICATION-DOCUMENT-SCOPE>
    <SHORT-NAME>Software_Component_Template</SHORT-NAME>
    <ALTERNATIVE-NAME>Software Component Template</ALTERNATIVE-NAME>
    <DOCUMENT-ELEMENT-SCOPES>
        <DOCUMENT-ELEMENT-SCOPE>
            <SHORT-NAME>TPS_SWCT_01251</SHORT-NAME>
            <DESC>
                <L-2 L="EN">Reference to STANDARDIZED specItem via shortName</L-2>
            </DESC>
            <IN-SCOPE>true</IN-SCOPE>
        </DOCUMENT-ELEMENT-SCOPE>
    </DOCUMENT-ELEMENT-SCOPES>
</SPECIFICATION-DOCUMENT-SCOPE>
</SPECIFICATION-DOCUMENT-SCOPES>
</SPECIFICATION-SCOPE>
<DATA-FORMAT-TAILORING>
    <CLASS-TAILORINGS>
        <CONCRETE-CLASS-TAILORING>
            <SHORT-NAME>StructuredReq</SHORT-NAME>
            <IN-SCOPE>true</IN-SCOPE>
            <CLASS-CONTENTS>
                <CLASS-CONTENT-CONDITIONAL>
                    <SHORT-NAME>Invariant</SHORT-NAME>
                    <SDG-TAILORINGS>
                        <SDG-TAILORING>
                            <SHORT-NAME>SafetyExtension</SHORT-NAME>
                            <SEVERITY>WARNING</SEVERITY>
                            <SDG-CLASS-REF DEST="SDG-CLASS">SafetyExtensionSdgDef/SafetyRequirement</SDG-CLASS-REF>
                        </SDG-TAILORING>
                    </SDG-TAILORINGS>
                </CLASS-CONTENT-CONDITIONAL>
            </CLASS-CONTENTS>
        </CONCRETE-CLASS-TAILORING>
    </CLASS-TAILORINGS>
    <CONSTRAINT-TAILORINGS>
        <CONSTRAINT-TAILORING>
            <SHORT-NAME>constr_2508</SHORT-NAME>
            <DESC>
                <L-2 L="EN">Reference to STANDARDIZED constraint via shortName</L-2>
            </DESC>
            <IN-SCOPE>true</IN-SCOPE>
        </CONSTRAINT-TAILORING>
        <CONSTRAINT-TAILORING>
            <SHORT-NAME>CUSTOM_constr_0001Tailoring</SHORT-NAME>
            <DESC>
                <L-2 L="EN">Reference to CUSTOM constraint via shortName path</L-2>
            </DESC>
            <IN-SCOPE>true</IN-SCOPE>
            <SEVERITY>ERROR</SEVERITY>
            <CONSTRAINT-REF DEST="TRACEABLE-TEXT">CustomDataFormatExtensions/CustomConstraints/CUSTOM_constr_0001</CONSTRAINT-REF>
        </CONSTRAINT-TAILORING>
    </CONSTRAINT-TAILORINGS>
</DATA-FORMAT-TAILORING>
</DATA-EXCHANGE-POINT>
<DOCUMENTATION>
    <SHORT-NAME>CustomSpecificationOfOS</SHORT-NAME>
    <DOCUMENTATION-CONTENT>
        <CHAPTER>
            <SHORT-NAME>FunctionalExtensions</SHORT-NAME>
            <STRUCTURED-REQ>
                <SHORT-NAME>Custom_SRS_Os_00001</SHORT-NAME>
                <DESCRIPTION>
                    <P>
                        <L-1 L="EN">The description of the custom requirement</L-1>
                    </P>
                </DESCRIPTION>
                <RATIONALE>
                    <P>
                        <L-1 L="EN">The rationale of the custom requirement</L-1>
                    </P>
                </RATIONALE>
            </STRUCTURED-REQ>
        </CHAPTER>
    </DOCUMENTATION-CONTENT>
</DOCUMENTATION>

```

```

</DOCUMENTATION-CONTENT>
</DOCUMENTATION>
<DOCUMENTATION>
  <SHORT-NAME>CustomDataFormatExtensions</SHORT-NAME>
  <DOCUMENTATION-CONTENT>
    <CHAPTER>
      <SHORT-NAME>CustomConstraints</SHORT-NAME>
      <TRACE>
        <SHORT-NAME>CUSTOM_constr_0001</SHORT-NAME>
        <CATEGORY>CONSTRAINT_ITEM</CATEGORY>
        <P>
          <L-1 L="EN">Description of the custom constraint</L-1>
        </P>
      </TRACE>
    </CHAPTER>
  </DOCUMENTATION-CONTENT>
</DOCUMENTATION>
<SDG-DEF>
  <SHORT-NAME>SafetyExtensionSdgDef</SHORT-NAME>
  <DESC>
    <L-2 L="EN">Sdgs used for safety extensions</L-2>
  </DESC>
  <SDG-CLASSES>
    <SDG-CLASS>
      <SHORT-NAME>SafetyRequirement</SHORT-NAME>
      <DESC>
        <L-2 L="EN">[TPS_SAFEX_00104] Status attribute</L-2>
      </DESC>
      <GID>SAFEX</GID>
      <EXTENDS-META-CLASS>StructuredReq</EXTENDS-META-CLASS>
      <ATTRIBUTES>
        <SDG-PRIMITIVE-ATTRIBUTE>
          <SHORT-NAME>asil</SHORT-NAME>
          <DESC>
            <L-2 L="EN">[TPS_SAFEX_00201] ASIL attribute of safety requirements</L-2>
          </DESC>
          <GID>ASIL</GID>
          <PATTERN>QM|A|B|C|D|QM(A)|QM(B)|QM(C)|QM(D)|A(B)|A\C(\)|A(D)|B(B)|B(C)|B(D)|C(C)|C(D)|D(D)</PATTERN>
        </SDG-PRIMITIVE-ATTRIBUTE>
        <SDG-PRIMITIVE-ATTRIBUTE>
          <SHORT-NAME>status</SHORT-NAME>
          <DESC>
            <L-2 L="EN">[TPS_SAFEX_00104] Status attribute</L-2>
          </DESC>
          <GID>STATUS</GID>
        </SDG-PRIMITIVE-ATTRIBUTE>
      </ATTRIBUTES>
    </SDG-CLASS>
  </SDG-CLASSES>
</SDG-DEF>

```

Listing B.15: Referencing Specification Elements

B.3.2 Class Tailoring With MultiplicityRestrictions and ValueRestrictions

Example B.16 specifies a [ClassTailoring](#) that

- Requires exactly one instance of the meta class `System` in the complete model.
- This instance of `System` is a `ValidationRoot` element for determining the set of reachable elements.
- The value of the attribute `category` of that `System` shall be "ECU_SYSTEM_DESCRIPTION"
- The number of elements that are referenced by `System.fibexElement` is restricted to 100.
- Exactly one instance of `EcuInstance` shall be referenced in the role `System.fibexElement`
- Exactly one instance of `CanCluster` shall be referenced in the role `System.fibexElement`

```

<CONCRETE-CLASS-TAILORING>
  <SHORT-NAME>System</SHORT-NAME>
  <DESC>

```

```

<L-2 L="EN">The model shall contain exactly one instance.</L-2>
</DESC>
<IN-SCOPE>true</IN-SCOPE>
<MULTIPLICITY-RESTRICTION>
  <SEVERITY>ERROR</SEVERITY>
  <LOWER-MULTIPLICITY>1</LOWER-MULTIPLICITY>
  <UPPER-MULTIPLICITY>1</UPPER-MULTIPLICITY>
</MULTIPLICITY-RESTRICTION>
<CLASS-CONTENTS>
  <CLASS-CONTENT-CONDITIONAL>
    <SHORT-NAME>Invariant</SHORT-NAME>
    <DESC>
      <L-2 L="EN">The category shall be set to ECU_SYSTEM_DESCRIPTION</L-2>
    </DESC>
    <ATTRIBUTE-TAILORINGS>
      <PRIMITIVE-ATTRIBUTE-TAILORING>
        <SHORT-NAME>category</SHORT-NAME>
        <IN-SCOPE>true</IN-SCOPE>
        <MULTIPLICITY-RESTRICTION>
          <SEVERITY>ERROR</SEVERITY>
          <LOWER-MULTIPLICITY>1</LOWER-MULTIPLICITY>
        </MULTIPLICITY-RESTRICTION>
        <VALUE-RESTRICTION>
          <SEVERITY>ERROR</SEVERITY>
          <PATTERN>ECU_SYSTEM_DESCRIPTION</PATTERN>
        </VALUE-RESTRICTION>
      </PRIMITIVE-ATTRIBUTE-TAILORING>
      <REFERENCE-TAILORING>
        <SHORT-NAME>fibexElement</SHORT-NAME>
        <DESC>
          <L-2 L="EN">
            This reference is a collection of all elements that
            belong to the System. We expect at least one element
            and at most 100 elements.
          </L-2>
        </DESC>
        <IN-SCOPE>true</IN-SCOPE>
        <MULTIPLICITY-RESTRICTION>
          <SEVERITY>ERROR</SEVERITY>
          <LOWER-MULTIPLICITY>1</LOWER-MULTIPLICITY>
          <UPPER-MULTIPLICITY>100</UPPER-MULTIPLICITY>
        </MULTIPLICITY-RESTRICTION>
        <TYPE-TAILORINGS>
          <CONCRETE-CLASS-TAILORING>
            <SHORT-NAME>ECUInstance</SHORT-NAME>
            <DESC>
              <L-2 L="EN">exactly one ECU instance is required</L-2>
            </DESC>
            <IN-SCOPE>true</IN-SCOPE>
            <MULTIPLICITY-RESTRICTION>
              <SEVERITY>ERROR</SEVERITY>
              <LOWER-MULTIPLICITY>1</LOWER-MULTIPLICITY>
              <UPPER-MULTIPLICITY>1</UPPER-MULTIPLICITY>
            </MULTIPLICITY-RESTRICTION>
          </CONCRETE-CLASS-TAILORING>
          <CONCRETE-CLASS-TAILORING>
            <SHORT-NAME>CanCluster</SHORT-NAME>
            <DESC>
              <L-2 L="EN">exactly one CanCluster is required</L-2>
            </DESC>
            <IN-SCOPE>true</IN-SCOPE>
            <MULTIPLICITY-RESTRICTION>
              <SEVERITY>ERROR</SEVERITY>
              <LOWER-MULTIPLICITY>1</LOWER-MULTIPLICITY>
              <UPPER-MULTIPLICITY>1</UPPER-MULTIPLICITY>
            </MULTIPLICITY-RESTRICTION>
          </CONCRETE-CLASS-TAILORING>
        </TYPE-TAILORINGS>
        <UNRESOLVED-REFERENCE-RESTRICTION>
          <SEVERITY>ERROR</SEVERITY>
        </UNRESOLVED-REFERENCE-RESTRICTION>
      </REFERENCE-TAILORING>
    </ATTRIBUTE-TAILORINGS>
  </CLASS-CONTENT-CONDITIONAL>
</CLASS-CONTENTS>
<VALIDATION-ROOT>true</VALIDATION-ROOT>
</CONCRETE-CLASS-TAILORING>

```

Listing B.16: Example of Class Tailoring With MultiplicityRestrictions and ValueRestriction

B.3.3 Class Tailoring With Global and Local MultiplicityRestrictions

Example B.17 specifies [ClassTailorings](#) that express the following semantics:

- PPortPrototypes and RPortPrototypes are in scope and may be used without restrictions with respect to the multiplicity. Any exception from this rule has to be defined explicitly by adding further multiplicity restrictions.
- PRPortPrototypes are not allowed.
- In the context of an ParameterSwComponentType an additional restriction applies which disallows the usage of RPortPrototypes in the role port.

```

<DATA-EXCHANGE-POINT>
<SHORT-NAME>MyExchangePointPorts</SHORT-NAME>
<!-- -->
<DATA-FORMAT-TAILORING>
<CLASS-TAILORINGS>
<!-- -->
<CONCRETE-CLASS-TAILORING>
<SHORT-NAME>PPortPrototype</SHORT-NAME>
<DESC>
<L-2 L="EN">No restriction with respect to multiplicity of PPortPrototypes</L-2>
</DESC>
<IN-SCOPE>true</IN-SCOPE>
<MULTIPLICITY-RESTRICTION>
<SEVERITY>INFO</SEVERITY>
<LOWER-MULTIPLICITY>0</LOWER-MULTIPLICITY>
<UPPER-MULTIPLICITY-INFINITE>true</UPPER-MULTIPLICITY-INFINITE>
</MULTIPLICITY-RESTRICTION>
<VALIDATION-ROOT>>false</VALIDATION-ROOT>
</CONCRETE-CLASS-TAILORING>
<CONCRETE-CLASS-TAILORING>
<SHORT-NAME>PRPortPrototype</SHORT-NAME>
<DESC>
<L-2 L="EN">No PRPortPrototypes are allowed in the set of reachable elements</L-2>
</DESC>
<IN-SCOPE>true</IN-SCOPE>
<MULTIPLICITY-RESTRICTION>
<SEVERITY>ERROR</SEVERITY>
<LOWER-MULTIPLICITY>0</LOWER-MULTIPLICITY>
<UPPER-MULTIPLICITY>0</UPPER-MULTIPLICITY>
</MULTIPLICITY-RESTRICTION>
<VALIDATION-ROOT>>false</VALIDATION-ROOT>
</CONCRETE-CLASS-TAILORING>
<CONCRETE-CLASS-TAILORING>
<SHORT-NAME>RPortPrototype</SHORT-NAME>
<DESC>
<L-2 L="EN">No restriction with respect to multiplicity of RPortPrototypes</L-2>
</DESC>
<IN-SCOPE>true</IN-SCOPE>
<MULTIPLICITY-RESTRICTION>
<SEVERITY>INFO</SEVERITY>
<LOWER-MULTIPLICITY>0</LOWER-MULTIPLICITY>
<UPPER-MULTIPLICITY-INFINITE>true</UPPER-MULTIPLICITY-INFINITE>
</MULTIPLICITY-RESTRICTION>
<VALIDATION-ROOT>>false</VALIDATION-ROOT>
</CONCRETE-CLASS-TAILORING>
<CONCRETE-CLASS-TAILORING>
<SHORT-NAME>ParameterSwComponentType</SHORT-NAME>
<DESC>
<L-2 L="EN">
No restriction with respect to the number of used
ParameterSwComponentTypes.
In the context of the ParameterSwComponentType
only PPortPrototypes are allowed. (constr_1092)</L-2>
</DESC>
<IN-SCOPE>true</IN-SCOPE>
<MULTIPLICITY-RESTRICTION>
<SEVERITY>INFO</SEVERITY>
<LOWER-MULTIPLICITY>0</LOWER-MULTIPLICITY>
<UPPER-MULTIPLICITY-INFINITE>true</UPPER-MULTIPLICITY-INFINITE>
</MULTIPLICITY-RESTRICTION>
<CLASS-CONTENTS>
<CLASS-CONTENT-CONDITIONAL>
<SHORT-NAME>invariant</SHORT-NAME>
<ATTRIBUTE-TAILORINGS>
<AGGREGATION-TAILORING>
<SHORT-NAME>port</SHORT-NAME>
<DESC>
<L-2 L="EN">No restriction with respect to the number of PortPrototypes</L-2>
</DESC>
<MULTIPLICITY-RESTRICTION>
<SEVERITY>INFO</SEVERITY>
<LOWER-MULTIPLICITY>0</LOWER-MULTIPLICITY>
<UPPER-MULTIPLICITY-INFINITE>true</UPPER-MULTIPLICITY-INFINITE>
</MULTIPLICITY-RESTRICTION>
<TYPE-TAILORINGS>
<!--
No additional restriction for PRPortPrototypes:
Globally defined ClassTailoring applies which
does not allow the use of PRPortPrototypes
in the context of all references and aggregations
-->
-->
    
```

```

<!--
No additional restriction for PPortPrototypes:
Globally defined ClassTailoring applies which
allows for unrestricted number of PPortPrototypes
in the context of all references and aggregations
-->
<CONCRETE-CLASS-TAILORING>
<SHORT-NAME>RPortPrototype</SHORT-NAME>
<DESC>
<L-2 L="EN">No RPortPrototypes are allowed at ParameterSwComponentTypes</L-2>
</DESC>
<MULTIPLICITY-RESTRICTION>
<SEVERITY>ERROR</SEVERITY>
<LOWER-MULTIPLICITY>0</LOWER-MULTIPLICITY>
<UPPER-MULTIPLICITY>0</UPPER-MULTIPLICITY>
</MULTIPLICITY-RESTRICTION>
</CONCRETE-CLASS-TAILORING>
</TYPE-TAILORINGS>
</AGGREGATION-TAILORING>
</ATTRIBUTE-TAILORINGS>
</CLASS-CONTENT-CONDITIONAL>
</CLASS-CONTENTS>
<VALIDATION-ROOT>>true</VALIDATION-ROOT>
</CONCRETE-CLASS-TAILORING>
</CLASS-TAILORINGS>
</DATA-FORMAT-TAILORING>
</DATA-EXCHANGE-POINT>
    
```

Listing B.17: Example of Class Tailoring With Global and Local MultiplicityRestrictions

B.3.4 Class Tailoring That Depends On the Using Role

Example B.18 specifies:

- The `initValue` of a `VariableDataPrototype` is optional if the `VariableDataPrototype` is used in the roles `implicitInterRunnableVariable` or `implicitInterRunnableVariable` of a `SwcInternalBehavior`.
- The `initValue` of a `VariableDataPrototype` shall not exist if the `VariableDataPrototype` is used in the role `dataElement` of a `SenderReceiverInterface`.

```

<CONCRETE-CLASS-TAILORING>
<SHORT-NAME>SwcInternalBehavior</SHORT-NAME>
<IN-SCOPE>>true</IN-SCOPE>
<CLASS-CONTENTS>
<CLASS-CONTENT-CONDITIONAL>
<SHORT-NAME>Invariant</SHORT-NAME>
<ATTRIBUTE-TAILORINGS>
<AGGREGATION-TAILORING>
<SHORT-NAME>explicitInterRunnableVariable</SHORT-NAME>
<IN-SCOPE>>true</IN-SCOPE>
<TYPE-TAILORINGS>
<CONCRETE-CLASS-TAILORING>
<SHORT-NAME>VariableDataPrototype</SHORT-NAME>
<IN-SCOPE>>true</IN-SCOPE>
<CLASS-CONTENTS>
<CLASS-CONTENT-CONDITIONAL>
<SHORT-NAME>Invariant</SHORT-NAME>
<ATTRIBUTE-TAILORINGS>
<AGGREGATION-TAILORING>
<SHORT-NAME>initValue</SHORT-NAME>
<DESC>
<L-2 L="EN">[TPS_SWCT_01268] Definition of initValue for a VariableDataPrototype or a ParameterDataPrototype</L-2>
</DESC>
<IN-SCOPE>>true</IN-SCOPE>
<MULTIPLICITY-RESTRICTION>
<SEVERITY>ERROR</SEVERITY>
<LOWER-MULTIPLICITY>0</LOWER-MULTIPLICITY>
<UPPER-MULTIPLICITY>1</UPPER-MULTIPLICITY>
</MULTIPLICITY-RESTRICTION>
</AGGREGATION-TAILORING>
</ATTRIBUTE-TAILORINGS>
</CLASS-CONTENT-CONDITIONAL>
</CLASS-CONTENTS>
<VALIDATION-ROOT>>false</VALIDATION-ROOT>
</CONCRETE-CLASS-TAILORING>
</TYPE-TAILORINGS>
</AGGREGATION-TAILORING>
<AGGREGATION-TAILORING>
    
```

```

<SHORT-NAME>implicitInterRunnableVariable</SHORT-NAME>
<IN-SCOPE>true</IN-SCOPE>
<TYPE-TAILORINGS>
  <CONCRETE-CLASS-TAILORING>
    <SHORT-NAME>VariableDataPrototype</SHORT-NAME>
    <IN-SCOPE>true</IN-SCOPE>
    <CLASS-CONTENTS>
      <CLASS-CONTENT-CONDITIONAL>
        <SHORT-NAME>Invariant</SHORT-NAME>
        <ATTRIBUTE-TAILORINGS>
          <AGGREGATION-TAILORING>
            <SHORT-NAME>initValue</SHORT-NAME>
            <DESC>
              <L-2 L="EN">[TPS_SWCT_01268] Definition of initValue for a VariableDataPrototype or a ParameterDataPrototype</L-2>
            </DESC>
            <IN-SCOPE>true</IN-SCOPE>
            <MULTIPLICITY-RESTRICTION>
              <SEVERITY>ERROR</SEVERITY>
              <LOWER-MULTIPLICITY>0</LOWER-MULTIPLICITY>
              <UPPER-MULTIPLICITY>1</UPPER-MULTIPLICITY>
            </MULTIPLICITY-RESTRICTION>
          </AGGREGATION-TAILORING>
        </ATTRIBUTE-TAILORINGS>
      </CLASS-CONTENT-CONDITIONAL>
    </CLASS-CONTENTS>
    <VALIDATION-ROOT>>false</VALIDATION-ROOT>
  </CONCRETE-CLASS-TAILORING>
</TYPE-TAILORINGS>
</AGGREGATION-TAILORING>
</ATTRIBUTE-TAILORINGS>
</CLASS-CONTENT-CONDITIONAL>
</CLASS-CONTENTS>
</CONCRETE-CLASS-TAILORING>
<CONCRETE-CLASS-TAILORING>
  <SHORT-NAME>SenderReceiverInterface</SHORT-NAME>
  <IN-SCOPE>true</IN-SCOPE>
  <CLASS-CONTENTS>
    <CLASS-CONTENT-CONDITIONAL>
      <SHORT-NAME>Invariant</SHORT-NAME>
      <ATTRIBUTE-TAILORINGS>
        <AGGREGATION-TAILORING>
          <SHORT-NAME>dataElement</SHORT-NAME>
          <IN-SCOPE>true</IN-SCOPE>
          <TYPE-TAILORINGS>
            <CONCRETE-CLASS-TAILORING>
              <SHORT-NAME>VariableDataPrototype</SHORT-NAME>
              <IN-SCOPE>true</IN-SCOPE>
              <CLASS-CONTENTS>
                <CLASS-CONTENT-CONDITIONAL>
                  <SHORT-NAME>Invariant</SHORT-NAME>
                  <ATTRIBUTE-TAILORINGS>
                    <AGGREGATION-TAILORING>
                      <SHORT-NAME>initValue</SHORT-NAME>
                      <DESC>
                        <L-2 L="EN">[TPS_SWCT_01269] In PortInterfaces, initial values defined for DataPrototypes are ignored</L-2>
                      </DESC>
                      <IN-SCOPE>true</IN-SCOPE>
                      <MULTIPLICITY-RESTRICTION>
                        <UPPER-MULTIPLICITY>0</UPPER-MULTIPLICITY>
                      </MULTIPLICITY-RESTRICTION>
                    </AGGREGATION-TAILORING>
                  </ATTRIBUTE-TAILORINGS>
                </CLASS-CONTENT-CONDITIONAL>
              </CLASS-CONTENTS>
            </CONCRETE-CLASS-TAILORING>
          </TYPE-TAILORINGS>
        </AGGREGATION-TAILORING>
      </ATTRIBUTE-TAILORINGS>
    </CLASS-CONTENT-CONDITIONAL>
  </CLASS-CONTENTS>
</CONCRETE-CLASS-TAILORING>

```

Listing B.18: Example of Class Tailoring That Depends On the Using Role

B.3.5 Class Tailoring That Depends On the Value of an Attribute

Example [B.19](#) specifies a [ClassTailoring](#) that specifies the content model of an instance of `SwDataDefProps` if it attached to an `ImplementationDataType` with category `VALUE` or `DATA_REFERENCE` as described in table "Allowed Attributes vs. category for `ImplementationDataType`" in the [8].

```

<CONCRETE-CLASS-TAILORING>
  <SHORT-NAME>ImplementationDataType</SHORT-NAME>

```

```

<DESC>
  <L-2 L="EN">Example that demonstrates how to express complex constraints as defined in [constr_1009] SwDataDefProps applicable to
  ImplementationDataTypes.</L-2>
</DESC>
<IN-SCOPE>true</IN-SCOPE>
<CLASS-CONTENTS>
  <CLASS-CONTENT-CONDITIONAL>
    <SHORT-NAME>Invariant</SHORT-NAME>
    <ATTRIBUTE-TAILORINGS>
      <PRIMITIVE-ATTRIBUTE-TAILORING>
        <SHORT-NAME>category</SHORT-NAME>
        <DESC>
          <L-2 L="EN">[TPS_SWCT_01251] Limited set of values for category are applicable for ImplementationDataType.</L-2>
        </DESC>
        <IN-SCOPE>true</IN-SCOPE>
        <MULTIPLICITY-RESTRICTION>
          <LOWER-MULTIPLICITY>1</LOWER-MULTIPLICITY>
        </MULTIPLICITY-RESTRICTION>
        <DEFAULT-VALUE-HANDLING>NO-DEFAULT</DEFAULT-VALUE-HANDLING>
        <VALUE-RESTRICTION>
          <PATTERN>VALUE|DATA_REFERENCE|FUNCTION_REFERENCE|TYPE_REFERENCE|STRUCTURE|UNION|ARRAY</PATTERN>
        </VALUE-RESTRICTION>
      </PRIMITIVE-ATTRIBUTE-TAILORING>
    </ATTRIBUTE-TAILORINGS>
  </CLASS-CONTENT-CONDITIONAL>
  <CLASS-CONTENT-CONDITIONAL>
    <SHORT-NAME>VALUE</SHORT-NAME>
    <CONDITION>
      <PRIMITIVE-ATTRIBUTE-CONDITION>
        <PATTERN>VALUE</PATTERN>
        <ATTRIBUTE-REF DEST="PRIMITIVE-ATTRIBUTE-TAILORING">ExampleClassTailoring/ImplementationDataType/Invariant/category</ATTRIBUTE-REF>
      </PRIMITIVE-ATTRIBUTE-CONDITION>
    </CONDITION>
  </CLASS-CONTENT-CONDITIONAL>
  <ATTRIBUTE-TAILORINGS>
    <AGGREGATION-TAILORING>
      <SHORT-NAME>swDataDefProps</SHORT-NAME>
      <IN-SCOPE>true</IN-SCOPE>
      <MULTIPLICITY-RESTRICTION>
        <SEVERITY>ERROR</SEVERITY>
        <LOWER-MULTIPLICITY>1</LOWER-MULTIPLICITY>
      </MULTIPLICITY-RESTRICTION>
    </AGGREGATION-TAILORING>
    <TYPE-TAILORINGS>
      <CONCRETE-CLASS-TAILORING>
        <SHORT-NAME>SwDataDefProps</SHORT-NAME>
        <IN-SCOPE>true</IN-SCOPE>
        <CLASS-CONTENTS>
          <CLASS-CONTENT-CONDITIONAL>
            <SHORT-NAME>Invariant</SHORT-NAME>
            <ATTRIBUTE-TAILORINGS>
              <PRIMITIVE-ATTRIBUTE-TAILORING>
                <SHORT-NAME>additionalNativeTypeQualifier</SHORT-NAME>
                <IN-SCOPE>true</IN-SCOPE>
              </PRIMITIVE-ATTRIBUTE-TAILORING>
            </ATTRIBUTE-TAILORINGS>
          </CLASS-CONTENT-CONDITIONAL>
          <AGGREGATION-TAILORING>
            <SHORT-NAME>annotation</SHORT-NAME>
            <IN-SCOPE>true</IN-SCOPE>
          </AGGREGATION-TAILORING>
          <REFERENCE-TAILORING>
            <SHORT-NAME>baseType</SHORT-NAME>
            <IN-SCOPE>true</IN-SCOPE>
            <MULTIPLICITY-RESTRICTION>
              <SEVERITY>ERROR</SEVERITY>
              <LOWER-MULTIPLICITY>1</LOWER-MULTIPLICITY>
            </MULTIPLICITY-RESTRICTION>
          </REFERENCE-TAILORING>
          <REFERENCE-TAILORING>
            <SHORT-NAME>compuMethod</SHORT-NAME>
            <IN-SCOPE>true</IN-SCOPE>
          </REFERENCE-TAILORING>
          <REFERENCE-TAILORING>
            <SHORT-NAME>dataConstr</SHORT-NAME>
            <IN-SCOPE>true</IN-SCOPE>
          </REFERENCE-TAILORING>
          <PRIMITIVE-ATTRIBUTE-TAILORING>
            <SHORT-NAME>displayFormat</SHORT-NAME>
            <IN-SCOPE>true</IN-SCOPE>
          </PRIMITIVE-ATTRIBUTE-TAILORING>
          <REFERENCE-TAILORING>
            <SHORT-NAME>implementationDataType</SHORT-NAME>
            <IN-SCOPE>>false</IN-SCOPE>
          </REFERENCE-TAILORING>
          <AGGREGATION-TAILORING>
            <SHORT-NAME>invalidValue</SHORT-NAME>
            <IN-SCOPE>true</IN-SCOPE>
          </AGGREGATION-TAILORING>
          <!-- ... -->
        </CLASS-CONTENTS>
      </CONCRETE-CLASS-TAILORING>
    </TYPE-TAILORINGS>
  </AGGREGATION-TAILORINGS>
</ATTRIBUTE-TAILORINGS>
</CLASS-CONTENT-CONDITIONAL>
</CLASS-CONTENTS>
</CONCRETE-CLASS-TAILORING>
</TYPE-TAILORINGS>
</AGGREGATION-TAILORINGS>
</ATTRIBUTE-TAILORINGS>
</CLASS-CONTENT-CONDITIONAL>

```

```

<CLASS-CONTENT-CONDITIONAL>
  <SHORT-NAME>DATA_REFERENCE</SHORT-NAME>
  <CONDITION>
    <PRIMITIVE-ATTRIBUTE-CONDITION>
      <PATTERN>DATA_REFERENCE</PATTERN>
      <ATTRIBUTE-REF DEST="PRIMITIVE-ATTRIBUTE-TAILORING">ExampleClassTailoring/ImplementationDataType/Invariant/category</ATTRIBUTE-REF>
    </PRIMITIVE-ATTRIBUTE-CONDITION>
  </CONDITION>
  <ATTRIBUTE-TAILORINGS>
    <AGGREGATION-TAILORING>
      <SHORT-NAME>swDataDefProps</SHORT-NAME>
      <IN-SCOPE>true</IN-SCOPE>
      <MULTIPLICITY-RESTRICTION>
        <SEVERITY>ERROR</SEVERITY>
        <LOWER-MULTIPLICITY>1</LOWER-MULTIPLICITY>
      </MULTIPLICITY-RESTRICTION>
      <TYPE-TAILORINGS>
        <CONCRETE-CLASS-TAILORING>
          <SHORT-NAME>swDataDefProps</SHORT-NAME>
          <IN-SCOPE>true</IN-SCOPE>
          <CLASS-CONTENTS>
            <CLASS-CONTENT-CONDITIONAL>
              <SHORT-NAME>Invariant</SHORT-NAME>
              <ATTRIBUTE-TAILORINGS>
                <PRIMITIVE-ATTRIBUTE-TAILORING>
                  <SHORT-NAME>additionalNativeTypeQualifier</SHORT-NAME>
                  <IN-SCOPE>true</IN-SCOPE>
                </PRIMITIVE-ATTRIBUTE-TAILORING>
                <AGGREGATION-TAILORING>
                  <SHORT-NAME>annotation</SHORT-NAME>
                  <IN-SCOPE>true</IN-SCOPE>
                </AGGREGATION-TAILORING>
                <REFERENCE-TAILORING>
                  <SHORT-NAME>baseType</SHORT-NAME>
                  <IN-SCOPE>>false</IN-SCOPE>
                  <MULTIPLICITY-RESTRICTION>
                    <SEVERITY>ERROR</SEVERITY>
                    <LOWER-MULTIPLICITY>1</LOWER-MULTIPLICITY>
                  </MULTIPLICITY-RESTRICTION>
                </REFERENCE-TAILORING>
                <REFERENCE-TAILORING>
                  <SHORT-NAME>computeMethod</SHORT-NAME>
                  <IN-SCOPE>>false</IN-SCOPE>
                </REFERENCE-TAILORING>
                <REFERENCE-TAILORING>
                  <SHORT-NAME>dataConstr</SHORT-NAME>
                  <IN-SCOPE>>false</IN-SCOPE>
                </REFERENCE-TAILORING>
                <PRIMITIVE-ATTRIBUTE-TAILORING>
                  <SHORT-NAME>displayFormat</SHORT-NAME>
                  <IN-SCOPE>>false</IN-SCOPE>
                </PRIMITIVE-ATTRIBUTE-TAILORING>
                <REFERENCE-TAILORING>
                  <SHORT-NAME>implementationDataType</SHORT-NAME>
                  <IN-SCOPE>>false</IN-SCOPE>
                </REFERENCE-TAILORING>
                <AGGREGATION-TAILORING>
                  <SHORT-NAME>invalidValue</SHORT-NAME>
                  <IN-SCOPE>>false</IN-SCOPE>
                </AGGREGATION-TAILORING>
                <!-- ... -->
              </ATTRIBUTE-TAILORINGS>
            </CLASS-CONTENT-CONDITIONAL>
          </CLASS-CONTENTS>
        </CONCRETE-CLASS-TAILORING>
      </TYPE-TAILORINGS>
    </AGGREGATION-TAILORING>
  </ATTRIBUTE-TAILORINGS>
</CLASS-CONTENT-CONDITIONAL>
</CLASS-CONTENTS>
</CONCRETE-CLASS-TAILORING>

```

Listing B.19: Example of Class Tailoring That Depends On the Value of an Attribute

B.3.6 Class Tailoring That Depends on Existence of Attribute

Example B.20 specifies a [ClassTailoring](#) that specifies the content model of a class that depends on the existence of an attribute: If there exists an `NvBlockDescriptor.romBlock` then `NvBlockDescriptor.nvBlockNeeds.nRomBlocks` is mandatory and its value shall be bigger than 1.

```

<CONCRETE-CLASS-TAILORING>
  <SHORT-NAME>NvBlockDescriptor</SHORT-NAME>

```

```

<DESC>
  <L-2 L="EN">The input may contain a 'NvBlockDescriptor'.</L-2>
</DESC>
<IN-SCOPE>true</IN-SCOPE>
<MULTIPLICITY-RESTRICTION>
  <SEVERITY>INFO</SEVERITY>
  <LOWER-MULTIPLICITY>0</LOWER-MULTIPLICITY>
  <UPPER-MULTIPLICITY-INFINITE>true</UPPER-MULTIPLICITY-INFINITE>
</MULTIPLICITY-RESTRICTION>
<CLASS-CONTENTS>
  <CLASS-CONTENT-CONDITIONAL>
    <SHORT-NAME>Invariant</SHORT-NAME>
    <ATTRIBUTE-TAILORINGS>
      <AGGREGATION-TAILORING>
        <SHORT-NAME>romBlock</SHORT-NAME>
        <DESC>
          <L-2 L="EN">The input may contain a 'romBlock'.</L-2>
        </DESC>
        <IN-SCOPE>true</IN-SCOPE>
        <MULTIPLICITY-RESTRICTION>
          <SEVERITY>ERROR</SEVERITY>
          <LOWER-MULTIPLICITY>0</LOWER-MULTIPLICITY>
          <UPPER-MULTIPLICITY>1</UPPER-MULTIPLICITY>
        </MULTIPLICITY-RESTRICTION>
      </AGGREGATION-TAILORING>
    </ATTRIBUTE-TAILORINGS>
  </CLASS-CONTENT-CONDITIONAL>
  <CLASS-CONTENT-CONDITIONAL>
    <SHORT-NAME>UsingRomBlock</SHORT-NAME>
    <DESC>
      <L-2 L="EN">Content that is required if romBlock is defined</L-2>
    </DESC>
    <CONDITION>
      <AGGREGATION-CONDITION>
        <LOWER-MULTIPLICITY>1</LOWER-MULTIPLICITY>
        <AGGREGATION-REF DEST="AGGREGATION-TAILORING">ExampleClassTailoring/NvBlockDescriptor/Invariant/romBlock</AGGREGATION-REF>
      </AGGREGATION-CONDITION>
    </CONDITION>
    <ATTRIBUTE-TAILORINGS>
      <AGGREGATION-TAILORING>
        <SHORT-NAME>nvBlockNeeds</SHORT-NAME>
        <DESC>
          <L-2 L="EN">The input may contain 'nvBlockNeeds'.</L-2>
        </DESC>
        <IN-SCOPE>true</IN-SCOPE>
        <MULTIPLICITY-RESTRICTION>
          <SEVERITY>ERROR</SEVERITY>
          <LOWER-MULTIPLICITY>1</LOWER-MULTIPLICITY>
          <UPPER-MULTIPLICITY>1</UPPER-MULTIPLICITY>
        </MULTIPLICITY-RESTRICTION>
        <TYPE-TAILORINGS>
          <CONCRETE-CLASS-TAILORING>
            <SHORT-NAME>NvBlockNeeds</SHORT-NAME>
            <IN-SCOPE>true</IN-SCOPE>
            <MULTIPLICITY-RESTRICTION>
              <SEVERITY>ERROR</SEVERITY>
              <LOWER-MULTIPLICITY>1</LOWER-MULTIPLICITY>
              <UPPER-MULTIPLICITY>1</UPPER-MULTIPLICITY>
            </MULTIPLICITY-RESTRICTION>
            <CLASS-CONTENTS>
              <CLASS-CONTENT-CONDITIONAL>
                <SHORT-NAME>Invariant</SHORT-NAME>
                <ATTRIBUTE-TAILORINGS>
                  <PRIMITIVE-ATTRIBUTE-TAILORING>
                    <SHORT-NAME>nRomBlocks</SHORT-NAME>
                    <DESC>
                      <L-2 L="EN">'nRomBlocks' shall be present and greater than 0 in case the enclosing NvBlockDescriptor has a romBlock.</L-2>
                    </DESC>
                    <IN-SCOPE>true</IN-SCOPE>
                    <MULTIPLICITY-RESTRICTION>
                      <SEVERITY>ERROR</SEVERITY>
                      <LOWER-MULTIPLICITY>1</LOWER-MULTIPLICITY>
                      <UPPER-MULTIPLICITY>1</UPPER-MULTIPLICITY>
                    </MULTIPLICITY-RESTRICTION>
                    <VALUE-RESTRICTION>
                      <MIN INTERVAL-TYPE="CLOSED">1</MIN>
                    </VALUE-RESTRICTION>
                  </PRIMITIVE-ATTRIBUTE-TAILORING>
                </ATTRIBUTE-TAILORINGS>
              </CLASS-CONTENT-CONDITIONAL>
            </CLASS-CONTENTS>
            <VALIDATION-ROOT>>false</VALIDATION-ROOT>
          </CONCRETE-CLASS-TAILORING>
        </TYPE-TAILORINGS>
      </AGGREGATION-TAILORING>
    </ATTRIBUTE-TAILORINGS>
  </CLASS-CONTENT-CONDITIONAL>
</CLASS-CONTENTS>
</CONCRETE-CLASS-TAILORING>

```

Listing B.20: Example of Class Tailoring That Depends on Existence of Attribute

C Mentioned Class Tables

For the sake of completeness, this chapter contains a set of class tables representing meta-classes mentioned in the context of this document but which are not contained directly in the scope of describing specific meta-model semantics.

Class	ARElement (abstract)			
Package	M2::AUTOSARTemplates::GenericStructure::GeneralTemplateClasses::ARPackage			
Note	An element that can be defined stand-alone, i.e. without being part of another element (except for packages of course).			
Base	<i>ARObject</i> , <i>CollectableElement</i> , <i>Identifiable</i> , <i>MultilanguageReferrable</i> , <i>PackageableElement</i> , <i>Referrable</i>			
Subclasses	AclObjectSet , AclOperation , AclPermission , AclRole , AliasNameSet , ApplicabilityInfoSet , ApplicationPartition , AutosarDataType , BaseType , BlueprintMappingSet , BswEntryRelationshipSet , BswModuleDescription , BswModuleEntry , BuildActionManifest , CalibrationParameterValueSet , ClientIdDefinitionSet , ClientServerInterfaceToBswModuleEntryBlueprintMapping , Collection , CompuMethod , ConsistencyNeedsBlueprintSet , ConstantSpecification , ConstantSpecificationMappingSet , CpSoftwareCluster , CpSoftwareClusterBinaryManifestDescriptor , CpSoftwareClusterMappingSet , CpSoftwareClusterResourcePool , CryptoEllipticCurveProps , CryptoServiceCertificate , CryptoServiceKey , CryptoServicePrimitive , CryptoServiceQueue , CryptoSignatureScheme , DataConstr , DataExchangePoint , DataTransformationSet , DataTypeMappingSet , DdsCpConfig , DiagnosticCommonElement , DiagnosticConnection , DiagnosticContributionSet , DltContext , DltEcu , Documentation , E2EProfileCompatibilityProps , EcucDefinitionCollection , EcucDestinationUriDefSet , EcucModuleConfigurationValues , EcucModuleDef , EcucValueCollection , EndToEndProtectionSet , EthIpProps , EthTcplPcmpProps , EthTcplPProps , EvaluatedVariantSet , FMFeature , FMFeatureMap , FMFeatureModel , FMFeatureSelectionSet , FirewallRule , FlatMap , GeneralPurposeConnection , HwCategory , HwElement , HwType , IEEE1722TpConnection , IPSecConfigProps , IPv6ExtHeaderFilterSet , IdsCommonElement , IdsDesign , Implementation , ImpositionTimeDefinitionGroup , InterpolationRoutineMappingSet , J1939ControllerApplication , KeywordSet , LifeCycleInfoSet , LifeCycleStateDefinitionGroup , LogAndTraceMessageCollectionSet , MacSecGlobalKeyProps , MacSecParticipantSet , McFunction , McGroup , ModeDeclarationGroup , ModeDeclarationMappingSet , OsTaskProxy , PhysicalDimension , PhysicalDimensionMappingSet , PortInterface , PortInterfaceMappingSet , PortPrototypeBlueprint , PostBuildVariantCriterion , PostBuildVariantCriterionValueSet , PredefinedVariant , RapidPrototypingScenario , SdgDef , SecureComProps , SignalServiceTranslationPropsSet , SomeipSdClientEventGroupTimingConfig , SomeipSdClientServiceInstanceConfig , SomeipSdServerEventGroupTimingConfig , SomeipSdServerServiceInstanceConfig , SwAddrMethod , SwAxisType , SwComponentMappingConstraints , SwComponentType , SwRecordLayout , SwSystemconst , SwSystemconstantValueSet , SwcBswMapping , System , SystemSignal , SystemSignalGroup , TDCpSoftwareClusterMappingSet , TopOptionFilterSet , TimingExtension , TlsConnectionGroup , TlvDataIdDefinitionSet , TransformationPropsSet , Unit , UnitGroup , UploadablePackageElement , ViewMapSet			
Aggregated by	ARPackage.element			
Attribute	Type	Mult.	Kind	Note
–	–	–	–	–

Table C.1: ARElement

Class	ARPackage			
Package	M2::AUTOSARTemplates::GenericStructure::GeneralTemplateClasses::ARPackage			
Note	AUTOSAR package, allowing to create top level packages to structure the contained ARElements. ARPackages are open sets. This means that in a file based description system multiple files can be used to partially describe the contents of a package. This is an extended version of MSR's SW-SYSTEM.			
Base	<i>ARObject</i> , AtpBlueprint , AtpBlueprintable , <i>CollectableElement</i> , <i>Identifiable</i> , <i>MultilanguageReferrable</i> , <i>Referrable</i>			
Aggregated by	ARPackage.arPackage , AUTOSAR.arPackage			
Attribute	Type	Mult.	Kind	Note
–	–	–	–	–





Class	ARPackage			
arPackage	ARPackage	*	aggr	<p>This represents a sub package within an ARPackage, thus allowing for an unlimited package hierarchy.</p> <p>Stereotypes: atpSplitable; atpVariation Tags: atp.Splitkey=arPackage.shortName, arPackage.variationPoint.shortLabel vh.latestBindingTime=blueprintDerivationTime xml.sequenceOffset=30</p>
element	PackageableElement	*	aggr	<p>Elements that are part of this package</p> <p>Stereotypes: atpSplitable; atpVariation Tags: atp.Splitkey=element.shortName, element.variationPoint.shortLabel vh.latestBindingTime=systemDesignTime xml.sequenceOffset=20</p>
referenceBase	ReferenceBase	*	aggr	<p>This denotes the reference bases for the package. This is the basis for all relative references within the package. The base needs to be selected according to the base attribute within the references.</p> <p>Stereotypes: atpSplitable Tags: atp.Splitkey=referenceBase.shortLabel xml.sequenceOffset=10</p>

Table C.2: ARPackage

Class	AUTOSAR			
Package	M2::AUTOSARTemplates::AutosarTopLevelStructure			
Note	Root element of an AUTOSAR description, also the root element in corresponding XML documents. Tags: xml.globalElement=true			
Base	ARObject			
Attribute	Type	Mult.	Kind	Note
adminData	AdminData	0..1	aggr	<p>This represents the administrative data of an Autosar file.</p> <p>Stereotypes: atpSplitable Tags: atp.Splitkey=adminData xml.sequenceOffset=10</p>
arPackage	ARPackage	*	aggr	<p>This is the top level package in an AUTOSAR model.</p> <p>Stereotypes: atpSplitable; atpVariation Tags: atp.Splitkey=arPackage.shortName, arPackage.variationPoint.shortLabel vh.latestBindingTime=blueprintDerivationTime xml.sequenceOffset=30</p>
fileInfoComment	FileInfoComment	0..1	aggr	<p>This represents a possibility to provide a structured comment in an AUTOSAR file.</p> <p>Stereotypes: atpStructuredComment Tags: xml.roleElement=true xml.sequenceOffset=-10 xml.typeElement=false</p>





Class	AUTOSAR			
introduction	DocumentationBlock	0..1	aggr	This represents an introduction on the Autosar file. It is intended for example to represent disclaimers and legal notes. Tags: xml.sequenceOffset=20

Table C.3: AUTOSAR

Class	AcObjectSet			
Package	M2::AUTOSARTemplates::GenericStructure::RolesAndRights			
Note	This meta class represents the ability to denote a set of objects for which roles and rights (access control lists) shall be defined. It basically can define the objects based on <ul style="list-style-type: none"> • the nature of objects • the involved blueprints • the artifact in which the objects are serialized • the definition of the object (in a definition - value pattern) • individual reference objects Tags: atp.recommendedPackage=AcObjectSets			
Base	ARElement , ARObject , AtpBlueprint , AtpBlueprintable , CollectableElement , Identifiable , Multilanguage , Referrable , PackageableElement , Referrable			
Aggregated by	ARPackage.element			
Attribute	Type	Mult.	Kind	Note
aclObjectClass	ReferrableSubtypes Enum	*	attr	This specifies that the considered objects as instances of the denoted meta class.
aclScope	AcIScopeEnum	1	attr	this indicates the scope of the referenced objects.
collection	Collection	0..1	ref	This indicates that the relevant objects are specified via a collection.
derivedFrom Blueprint	AtpBlueprint	*	ref	This association indicates that the considered objects are the ones being derived from the associated blueprint. Stereotypes: atpUriDef
engineering Object	AutosarEngineering Object	*	aggr	This indicates an engineering object. The AcIPermission relates to all objects in this partial model. This also implies that the other objects in this set shall be placed in the specified engineering object. Note that semantic constraints apply with respect to <<atpSplitable>>
object	Referrable	*	ref	This association applies a particular (usually small) set of objects (e.g. a singular package). Main usage is, if one does not want to create a collection specifically for access control.
objectDefinition	AtpDefinition	*	ref	This denotes an object by its definition. For example the right to manipulate the value of a particular ecuc parameter is denoted by reference to the definition of the parameter. Note that this can also be a reference to a Standard Module Definition. Therefore it is stereotyped by atpUri Def. Stereotypes: atpUriDef

Table C.4: AcObjectSet

Class	AclOperation			
Package	M2::AUTOSARTemplates::GenericStructure::RolesAndRights			
Note	This meta class represents the ability to denote a particular operation which may be performed on objects in an AUTOSAR model. Tags: atp.recommendedPackage=AclOperations			
Base	ARElement , ARObject , AtpBlueprint , AtpBlueprintable , CollectableElement , Identifiable , Multilanguage , Referrable , PackageableElement , Referrable			
Aggregated by	ARPackage.element			
Attribute	Type	Mult.	Kind	Note
implied Operation	AclOperation	*	ref	This indicates that the related operations are also implied. Therefore the permission is also granted for this operation.

Table C.5: AclOperation

Class	AclPermission			
Package	M2::AUTOSARTemplates::GenericStructure::RolesAndRights			
Note	This meta class represents the ability to represent permissions granted on objects in an AUTOSAR model. Tags: atp.recommendedPackage=AclPermissions			
Base	ARElement , ARObject , AtpBlueprint , AtpBlueprintable , CollectableElement , Identifiable , Multilanguage , Referrable , PackageableElement , Referrable			
Aggregated by	ARPackage.element			
Attribute	Type	Mult.	Kind	Note
aclContext	NameToken	*	attr	This attribute is intended to specify the context under which the AclPermission is applicable. The values are subject to mutual agreement between the involved stakeholders. For examples the values can be the names of binding times.
aclObject	AclObjectSet	*	ref	This denotes an object to which the AclPermission applies.
aclOperation	AclOperation	*	ref	This denotes an operation which is granted by the given AclPermission.
aclRole	AclRole	*	ref	This denotes the role (individual or even organization) for which the AclPermission. is granted.
aclScope	AclScopeEnum	1	attr	This indicates the scope of applied permissions: explicit, descendant, dependent;

Table C.6: AclPermission

Class	AclRole			
Package	M2::AUTOSARTemplates::GenericStructure::RolesAndRights			
Note	This meta class represents the ability to specify a particular role which is used to grant access rights to AUTOSAR model. The purpose of this meta-class is to support the mutual agreements between the involved parties. Tags: atp.recommendedPackage=AclRoles			
Base	ARElement , ARObject , AtpBlueprint , AtpBlueprintable , CollectableElement , Identifiable , Multilanguage , Referrable , PackageableElement , Referrable			
Aggregated by	ARPackage.element			
Attribute	Type	Mult.	Kind	Note
ldapUrl	UriString	0..1	attr	This is an URL which allows to represent users or organizations taking the particular role.

Table C.7: AclRole

Class	AliasNameSet			
Package	M2::AUTOSARTemplates::CommonStructure::FlatMap			
Note	This meta-class represents a set of AliasNames. The AliasNameSet can for example be an input to the A2L-Generator. Tags: atp.recommendedPackage=AliasNameSets			
Base	ARElement , ARObject , AtpBlueprint , AtpBlueprintable , CollectableElement , Identifiable , MultilanguageReferrable , PackageableElement , Referrable			
Aggregated by	ARPackage.element			
Attribute	Type	Mult.	Kind	Note
aliasName	AliasNameAssignment	*	aggr	AliasNames contained in the AliasNameSet. Stereotypes: atpSplitable; atpVariation Tags: atp.Splitkey=aliasName.shortLabel, aliasName.variation Point.shortLabel vh.latestBindingTime=preCompileTime

Table C.8: AliasNameSet

Class	ApplicationDataType (abstract)			
Package	M2::AUTOSARTemplates::SWComponentTemplate::Datatype::Datatypes			
Note	ApplicationDataType defines a data type from the application point of view. Especially it should be used whenever something "physical" is at stake. An ApplicationDataType represents a set of values as seen in the application model, such as measurement units. It does not consider implementation details such as bit-size, endianness, etc. It should be possible to model the application level aspects of a VFB system by using ApplicationDataTypes only.			
Base	ARElement , ARObject , AtpBlueprint , AtpBlueprintable , AtpClassifier , AtpType , AutosarDataType , CollectableElement , Identifiable , MultilanguageReferrable , PackageableElement , Referrable			
Subclasses	ApplicationCompositeDataType , ApplicationPrimitiveDataType			
Aggregated by	ARPackage.element			
Attribute	Type	Mult.	Kind	Note
–	–	–	–	–

Table C.9: ApplicationDataType

Class	ArgumentDataPrototype			
Package	M2::AUTOSARTemplates::SWComponentTemplate::PortInterface			
Note	An argument of an operation, much like a data element, but also carries direction information and is owned by a particular ClientServerOperation.			
Base	ARObject , AtpFeature , AtpPrototype , AutosarDataPrototype , DataPrototype , Identifiable , MultilanguageReferrable , Referrable			
Aggregated by	AtpClassifier.atpFeature , ClientServerOperation.argument			
Attribute	Type	Mult.	Kind	Note
direction	ArgumentDirectionEnum	0..1	attr	This attribute specifies the direction of the argument prototype.
serverArgumentImplPolicy	ServerArgumentImplPolicyEnum	0..1	attr	This defines how the argument type of the servers RunnableEntity is implemented. If the attribute is not defined this has the same semantics as if the attribute is set to the value useArgumentType for primitive arguments and structures.

Table C.10: ArgumentDataPrototype

Class	AtomicSwComponentType (abstract)			
Package	M2::AUTOSARTemplates::SWComponentTemplate::Components			
Note	An atomic software component is atomic in the sense that it cannot be further decomposed and distributed across multiple ECUs.			
Base	ARElement , ARObject , AtpBlueprint , AtpBlueprintable , AtpClassifier , AtpType , CollectableElement , Identifiable , MultilanguageReferrable , PackageableElement , Referrable , SwComponentType			
Subclasses	ApplicationSwComponentType, ComplexDeviceDriverSwComponentType, EcuAbstractionSwComponentType, NvBlockSwComponentType, SensorActuatorSwComponentType, ServiceProxySwComponentType, ServiceSwComponentType			
Aggregated by	ARPackage.element			
Attribute	Type	Mult.	Kind	Note
internalBehavior	SwcInternalBehavior	0..1	aggr	The SwcInternalBehaviors owned by an AtomicSwComponentType can be located in a different physical file. Therefore the aggregation is <<atpSplitable>>. Stereotypes: atpSplitable; atpVariation Tags: atp.Splitkey=internalBehavior.shortName, internalBehavior.variationPoint.shortLabel vh.latestBindingTime=preCompileTime
symbolProps	SymbolProps	0..1	aggr	This represents the SymbolProps for the AtomicSwComponentType. Stereotypes: atpSplitable Tags: atp.Splitkey=symbolProps.shortName

Table C.11: AtomicSwComponentType

Class	AtpBlueprint (abstract)			
Package	M2::AUTOSARTemplates::CommonStructure::StandardizationTemplate::AbstractBlueprintStructure			
Note	This meta-class represents the ability to act as a Blueprint. As this class is an abstract one, particular blueprint meta-classes inherit from this one.			
Base	ARObject , Identifiable , MultilanguageReferrable , Referrable			
Subclasses	ARPackage , AbstractImplementationDataType , AclObjectSet , AclOperation , AclPermission , AclRole , AliasNameSet , ApplicationDataType , BswEntryRelationshipSet , BswModuleDescription , BswModuleEntry , BuildActionEntity , BuildActionEnvironment , BuildActionManifest , ClientServerInterfaceToBswModuleEntryBlueprintMapping , CompuMethod , ConsistencyNeeds , DataConstr , DataTypeMappingSet , EcucDefinitionCollection , EcucDestinationUriDefSet , EcucModuleDef , FlatMap , ImpositionTime , ImpositionTimeDefinitionGroup , KeywordSet , LifeCycleState , LifeCycleStateDefinitionGroup , ModeDeclarationGroup , PortInterface , PortInterfaceMapping , PortInterfaceMappingSet , PortPrototypeBlueprint , SwAddrMethod , SwBaseType , SwComponentType , VfbTiming			
Attribute	Type	Mult.	Kind	Note
blueprintPolicy	BlueprintPolicy	*	aggr	This role indicates whether the blueprintable element will be modifiable or not modifiable.

Table C.12: AtpBlueprint

Class	AtpBlueprintMapping (abstract)			
Package	M2::AUTOSARTemplates::CommonStructure::StandardizationTemplate::AbstractBlueprintStructure			
Note	This meta-class represents the ability to express a particular mapping between a blueprint and an element derived from this blueprint. Particular mappings are defined by specializations of this meta-class.			
Base	ARObject			
Subclasses	BlueprintMapping			
Aggregated by	BlueprintMappingSet.blueprintMap			





Class		AtpBlueprintMapping (abstract)		
Attribute	Type	Mult.	Kind	Note
atpBlueprint	AtpBlueprint	1	ref	This represents the blueprint. Stereotypes: atpAbstract; atpUriDef Tags: xml.sequenceOffset=50
atpBlueprinted Element	AtpBlueprintable	1	ref	This represents the blueprinted elements which shall be mapped to the blueprint. Stereotypes: atpAbstract Tags: xml.sequenceOffset=60

Table C.13: AtpBlueprintMapping

Class		AtpBlueprintable (abstract)		
Package	M2::AUTOSARTemplates::CommonStructure::StandardizationTemplate::AbstractBlueprintStructure			
Note	This meta-class represents the ability to be derived from a Blueprint. As this class is an abstract one, particular blueprintable meta-classes inherit from this one.			
Base	ARObject , Identifiable , MultilanguageReferrable , Referrable			
Subclasses	ARPackage , AbstractImplementationDataType , AclObjectSet , AclOperation , AclPermission , AclRole , AliasNameSet , ApplicationDataType , BswEntryRelationshipSet , BswModuleDescription , BswModuleEntry , BuildActionEntity , BuildActionEnvironment , BuildActionManifest , CompuMethod , ConsistencyNeeds , DataConstr , DataTypeMappingSet , EcucDefinitionCollection , EcucDestinationUriDefSet , EcucModuleDef , FlatMap , ImpositionTime , ImpositionTimeDefinitionGroup , KeywordSet , LifeCycleState , LifeCycleStateDefinitionGroup , ModeDeclarationGroup , PortInterface , PortInterfaceMapping , PortInterfaceMappingSet , PortPrototype , SwAddrMethod , SwBaseType , SwComponentType , VfbTiming			
Attribute	Type	Mult.	Kind	Note
–	–	–	–	–

Table C.14: AtpBlueprintable

Enumeration	BindingTimeEnum
Package	M2::AUTOSARTemplates::GenericStructure::VariantHandling
Note	This enumerator specifies the applicable binding times for the pre build variation points.
Aggregated by	AttributeValueVariationPoint.bindingTime , ConditionByFormula.bindingTime , FMFeature.maximumIntendedBindingTime , FMFeature.minimumIntendedBindingTime , FMFeatureSelection.maximumSelectedBindingTime , FMFeatureSelection.minimumSelectedBindingTime
Literal	Description
codeGeneration Time	<ul style="list-style-type: none"> • Coding by hand, based on requirements document. • Tool based code generation, e.g. from a model. • The model may contain variants. • Only code for the selected variant(s) is actually generated. Tags: atp.EnumerationLiteralIndex=0
linkTime	Configure what is included in object code, and what is omitted Based on which variant(s) are selected E.g. for modules that are delivered as object code (as opposed to those that are delivered as source code) Tags: atp.EnumerationLiteralIndex=1





Enumeration	BindingTimeEnum
preCompileTime	<p>This is typically the C-Preprocessor. Exclude parts of the code from the compilation process, e.g., because they are not required for the selected variant, because they are incompatible with the selected variant, because they require resources that are not present in the selected variant. Object code is only generated for the selected variant(s). The code that is excluded at this stage code will not be available at later stages.</p> <p>Tags: atp.EnumerationLiteralIndex=2</p>
systemDesignTime	<ul style="list-style-type: none"> • Designing the VFB. • Software Component types (PortInterfaces). • SWC Prototypes and the Connections between SWCprototypes. • Designing the Topology • ECUs and interconnecting Networks • Designing the Communication Matrix and Data Mapping <p>Tags: atp.EnumerationLiteralIndex=3</p>

Table C.15: BindingTimeEnum

Class	«atpMixedString» BlueprintFormula			
Package	M2::AUTOSARTemplates::CommonStructure::StandardizationTemplate::BlueprintFormula			
Note	This class express the extension of the Formula Language to provide formalized blueprint-Value resp. blueprintCondition.			
Base	ARObject, FormulaExpression, SwSystemconstDependentFormula			
Attribute	Type	Mult.	Kind	Note
ecuc	EcucDefinitionElement	1	ref	The EcucDefinitionElement serves as a argument for the formular.
verbatim	MultiLanguageVerbatim	1	aggr	This represents an informal term in the expression as verbatim text. Note that the result of this is same as formula keyword "undefined".

Table C.16: BlueprintFormula

Class	BlueprintMapping			
Package	M2::AUTOSARTemplates::CommonStructure::StandardizationTemplate::BlueprintDedicated::Generic Blueprint			
Note	This meta-class represents the ability to map two an object and its blueprint.			
Base	ARObject, AtpBlueprintMapping			
Aggregated by	BlueprintMappingSet.blueprintMap			
Attribute	Type	Mult.	Kind	Note
blueprint	AtpBlueprint	1	ref	This represents the mapped blueprint.
derivedObject	AtpBlueprintable	1	ref	This represents the object which was derived from the blueprint.

Table C.17: BlueprintMapping

Class	BlueprintPolicy (abstract)			
Package	M2::AUTOSARTemplates::CommonStructure::StandardizationTemplate::AbstractBlueprintStructure			
Note	This meta-class represents the ability to indicate whether blueprintable elements will be modifiable or not modifiable.			





Class	BlueprintPolicy (abstract)			
Base	ARObject			
Subclasses	BlueprintPolicyModifiable, BlueprintPolicyNotModifiable			
Aggregated by	AtpBlueprint.blueprintPolicy			
Attribute	Type	Mult.	Kind	Note
attributeName	String	1	attr	This identifies the related attribute of a BlueprintPolicy. For navigation over the model a subset of xpath expressions is used.

Table C.18: BlueprintPolicy

Class	BlueprintPolicyList			
Package	M2::AUTOSARTemplates::CommonStructure::StandardizationTemplate::AbstractBlueprintStructure			
Note	The class represents that the related attribute is modifiable during the blueprinting. It applies only to attribute with upper multiplicity greater than 1.			
Base	ARObject, BlueprintPolicy, BlueprintPolicyModifiable			
Aggregated by	AtpBlueprint.blueprintPolicy			
Attribute	Type	Mult.	Kind	Note
maxNumberOfElements	PositiveInteger	1	attr	Maximum number of elements in list. If the maximum number is not constraint it shall be set to "undefined". Stereotypes: atpVariation Tags: vh.latestBindingTime=blueprintDerivationTime
minNumberOfElements	PositiveInteger	1	attr	Minimum number of elements in the list. If the minimum number is not constraint it shall be set to "undefined". Stereotypes: atpVariation Tags: vh.latestBindingTime=blueprintDerivationTime

Table C.19: BlueprintPolicyList

Class	BlueprintPolicyNotModifiable			
Package	M2::AUTOSARTemplates::CommonStructure::StandardizationTemplate::AbstractBlueprintStructure			
Note	The class represents that the related attribute is not modifiable during the blueprinting.			
Base	ARObject, BlueprintPolicy			
Aggregated by	AtpBlueprint.blueprintPolicy			
Attribute	Type	Mult.	Kind	Note
–	–	–	–	–

Table C.20: BlueprintPolicyNotModifiable

Class	BlueprintPolicySingle			
Package	M2::AUTOSARTemplates::CommonStructure::StandardizationTemplate::AbstractBlueprintStructure			
Note	The class represents that the related attribute is modifiable during the blueprinting. It applies only to attribute with upper multiplicity equal 1.			
Base	ARObject, BlueprintPolicy, BlueprintPolicyModifiable			
Aggregated by	AtpBlueprint.blueprintPolicy			
Attribute	Type	Mult.	Kind	Note
–	–	–	–	–

Table C.21: BlueprintPolicySingle

Class	BswInternalBehavior			
Package	M2::AUTOSARTemplates::BswModuleTemplate::BswBehavior			
Note	Specifies the behavior of a BSW module or a BSW cluster w.r.t. the code entities visible by the BSW Scheduler. It is possible to have several different BswInternalBehaviors referring to the same BswModule Description.			
Base	ARObject, AtpClassifier, AtpFeature, AtpStructureElement, Identifiable , InternalBehavior, Multilanguage Referrable , Referrable			
Aggregated by	AtpClassifier.atpFeature, BswModuleDescription.internalBehavior			
Attribute	Type	Mult.	Kind	Note
arTypedPer Instance Memory	VariableDataPrototype	*	aggr	<p>Defines an AUTOSAR typed memory-block that needs to be available for each instance of the Basic Software Module. The aggregation of arTypedPerInstanceMemory is subject to variability with the purpose to support variability in the Basic Software Module's implementations. Typically different algorithms in the implementation are requiring different number of memory objects.</p> <p>Stereotypes: atpSplitable; atpVariation Tags: atp.Splitkey=arTypedPerInstanceMemory.shortName, arTypedPerInstanceMemory.variationPoint.shortLabel vh.latestBindingTime=preCompileTime</p>
bswPerInstance MemoryPolicy	BswPerInstance MemoryPolicy	*	aggr	<p>Policy for a arTypedPerInstanceMemory The policy selects the options of the Schedule Manager API generation.</p> <p>Stereotypes: atpSplitable; atpVariation Tags: atp.Splitkey=bswPerInstanceMemoryPolicy, bswPerInstanceMemoryPolicy.variationPoint.shortLabel vh.latestBindingTime=preCompileTime</p>
clientPolicy	BswClientPolicy	*	aggr	<p>Policy for a requiredClientServerEntry. The policy selects the options of the Schedule Manager API generation.</p> <p>Stereotypes: atpSplitable; atpVariation Tags: atp.Splitkey=clientPolicy, clientPolicy.variationPoint.shortLabel vh.latestBindingTime=preCompileTime</p>
distinguished Partition	BswDistinguished Partition	*	aggr	<p>Indicates an abstract partition context in which the enclosing BswModuleEntity can be executed.</p> <p>Stereotypes: atpSplitable; atpVariation Tags: atp.Splitkey=distinguishedPartition.shortName, distinguishedPartition.variationPoint.shortLabel vh.latestBindingTime=preCompileTime xml.sequenceOffset=60</p>
entity	BswModuleEntity	*	aggr	<p>A code entity for which the behavior is described</p> <p>Stereotypes: atpSplitable; atpVariation Tags: atp.Splitkey=entity.shortName, entity.variationPoint.shortLabel vh.latestBindingTime=preCompileTime xml.sequenceOffset=5</p>
event	BswEvent	*	aggr	<p>An event required by this module behavior.</p> <p>Stereotypes: atpSplitable; atpVariation Tags: atp.Splitkey=event.shortName, event.variationPoint.shortLabel vh.latestBindingTime=preCompileTime xml.sequenceOffset=10</p>





Class	BswInternalBehavior			
exclusiveAreaPolicy	BswExclusiveAreaPolicy	*	aggr	Policy for an ExclusiveArea in this BswInternalBehavior. The policy selects the options of the Schedule Manager API generation. Stereotypes: atpSplitable; atpVariation Tags: atp.Splitkey=exclusiveAreaPolicy, exclusiveAreaPolicy.variationPoint.shortLabel vh.latestBindingTime=preCompileTime
includedDataTypeSet	IncludedDataTypeSet	*	aggr	The includedDataTypeSet is used by a basic software module for its implementation. Stereotypes: atpSplitable Tags: atp.Splitkey=includedDataTypeSet
includedModeDeclarationGroupSet	IncludedModeDeclarationGroupSet	*	aggr	This aggregation represents the included Mode DeclarationGroups Stereotypes: atpSplitable Tags: atp.Splitkey=includedModeDeclarationGroupSet
internalTriggeringPoint	BswInternalTriggeringPoint	*	aggr	An internal triggering point. Stereotypes: atpSplitable; atpVariation Tags: atp.Splitkey=internalTriggeringPoint.shortName, internalTriggeringPoint.variationPoint.shortLabel vh.latestBindingTime=preCompileTime xml.sequenceOffset=2
internalTriggeringPointPolicy	BswInternalTriggeringPointPolicy	*	aggr	Policy for an internalTriggeringPoint in this BswInternalBehavior.. The policy selects the options of the Schedule Manager API generation. Stereotypes: atpSplitable; atpVariation Tags: atp.Splitkey=internalTriggeringPointPolicy, internalTriggeringPointPolicy.variationPoint.shortLabel vh.latestBindingTime=preCompileTime
modeReceiverPolicy	BswModeReceiverPolicy	*	aggr	Implementation policy for the reception of mode switches. Stereotypes: atpSplitable; atpVariation Tags: atp.Splitkey=modeReceiverPolicy, modeReceiverPolicy.variationPoint.shortLabel vh.latestBindingTime=preCompileTime xml.sequenceOffset=25
modeSenderPolicy	BswModeSenderPolicy	*	aggr	Implementation policy for providing a mode group. Stereotypes: atpSplitable; atpVariation Tags: atp.Splitkey=modeSenderPolicy, modeSenderPolicy.variationPoint.shortLabel vh.latestBindingTime=preCompileTime xml.sequenceOffset=20
parameterPolicy	BswParameterPolicy	*	aggr	Policy for a perInstanceParameter in this BswInternalBehavior. The policy selects the options of the Schedule Manager API generation. Stereotypes: atpSplitable; atpVariation Tags: atp.Splitkey=parameterPolicy, parameterPolicy.variationPoint.shortLabel vh.latestBindingTime=preCompileTime





Class	BswInternalBehavior			
perInstanceParameter	ParameterDataPrototype	*	aggr	<p>Describes a read only memory object containing characteristic value(s) needed by this BswInternalBehavior. The role name perInstanceParameter is chosen in analogy to the similar role in the context of SwcInternalBehavior.</p> <p>In contrast to constantMemory, this object is not allocated locally by the module's code, but by the BSW Scheduler and it is accessed from the BSW module via the BSW Scheduler API. The main use case is the support of software emulation of calibration data.</p> <p>The aggregation is subject to variability with the purpose to support implementation variants.</p> <p>Stereotypes: atpSplitable; atpVariation Tags: atp.Splitkey=perInstanceParameter.shortName, perInstanceParameter.variationPoint.shortLabel vh.latestBindingTime=preCompileTime xml.sequenceOffset=45</p>
receptionPolicy	BswDataReceptionPolicy	*	aggr	<p>Data reception policy for inter-partition and/or inter-core communication.</p> <p>Stereotypes: atpSplitable; atpVariation Tags: atp.Splitkey=receptionPolicy, receptionPolicy.variationPoint.shortLabel vh.latestBindingTime=preCompileTime xml.sequenceOffset=55</p>
releasedTriggerPolicy	BswReleasedTriggerPolicy	*	aggr	<p>Policy for a releasedTrigger. The policy selects the options of the Schedule Manager API generation.</p> <p>Stereotypes: atpSplitable; atpVariation Tags: atp.Splitkey=releasedTriggerPolicy, releasedTriggerPolicy.variationPoint.shortLabel vh.latestBindingTime=preCompileTime</p>
schedulerNamePrefix	BswSchedulerNamePrefix	*	aggr	<p>Optional definition of one or more prefixes to be used for the BswScheduler.</p> <p>Stereotypes: atpSplitable; atpVariation Tags: atp.Splitkey=schedulerNamePrefix.shortName, schedulerNamePrefix.variationPoint.shortLabel vh.latestBindingTime=preCompileTime xml.sequenceOffset=50</p>
sendPolicy	BswDataSendPolicy	*	aggr	<p>Policy for a providedData. The policy selects the options of the Schedule Manager API generation.</p> <p>Stereotypes: atpSplitable; atpVariation Tags: atp.Splitkey=sendPolicy, sendPolicy.variationPoint.shortLabel vh.latestBindingTime=preCompileTime</p>





Class	BswInternalBehavior			
service Dependency	BswService Dependency	*	aggr	Defines the requirements on AUTOSAR Services for a particular item. The aggregation is subject to variability with the purpose to support the conditional existence of ServiceNeeds. The aggregation is splitable in order to support that ServiceNeeds might be provided in later development steps. Stereotypes: atpSplitable; atpVariation Tags: atp.Splitkey=serviceDependency.ident.shortName, serviceDependency.variationPoint.shortLabel vh.latestBindingTime=preCompileTime xml.sequenceOffset=40
triggerDirect Implementation	BswTriggerDirect Implementation	*	aggr	Specifies a trigger to be directly implemented via OS calls. Stereotypes: atpSplitable; atpVariation Tags: atp.Splitkey=triggerDirectImplementation, triggerDirectImplementation.variationPoint.shortLabel vh.latestBindingTime=preCompileTime xml.sequenceOffset=15
variationPoint Proxy	VariationPointProxy	*	aggr	Proxy of a variation points in the C/C++ implementation. Stereotypes: atpSplitable Tags: atp.Splitkey=variationPointProxy.shortName

Table C.22: BswInternalBehavior

Class	BswModuleDescription			
Package	M2::AUTOSARTemplates::BswModuleTemplate::BswOverview			
Note	Root element for the description of a single BSW module or BSW cluster. In case it describes a BSW module, the short name of this element equals the name of the BSW module. Tags: atp.recommendedPackage=BswModuleDescriptions			
Base	ARElement , ARObject , AtpBlueprint , AtpBlueprintable , AtpClassifier , AtpFeature , AtpStructureElement , CollectableElement , Identifiable , MultilanguageReferrable , PackageableElement , Referrable			
Aggregated by	ARPackage.element , AtpClassifier.atpFeature			
Attribute	Type	Mult.	Kind	Note
bswModule Dependency	BswModuleDependency	*	aggr	Describes the dependency to another BSW module. Stereotypes: atpSplitable; atpVariation Tags: atp.Splitkey=bswModuleDependency.shortName, bswModuleDependency.variationPoint.shortLabel vh.latestBindingTime=preCompileTime xml.sequenceOffset=20
bswModule Documentation	SwComponent Documentation	0..1	aggr	This adds a documentation to the BSW module. Stereotypes: atpSplitable; atpVariation Tags: atp.Splitkey=bswModuleDocumentation, bswModuleDocumentation.variationPoint.shortLabel vh.latestBindingTime=preCompileTime xml.sequenceOffset=6





Class	BswModuleDescription			
expectedEntry	BswModuleEntry	*	ref	<p>Indicates an entry which is required by this module. Replacement of outgoingCallback / requiredEntry.</p> <p>Stereotypes: atpSplitable; atpVariation Tags: atp.Splitkey=expectedEntry.bswModuleEntry, expectedEntry.variationPoint.shortLabel vh.latestBindingTime=preCompileTime</p>
implementedEntry	BswModuleEntry	*	ref	<p>Specifies an entry provided by this module which can be called by other modules. This includes "main" functions, interrupt routines, and callbacks. Replacement of providedEntry / expectedCallback.</p> <p>Stereotypes: atpSplitable; atpVariation Tags: atp.Splitkey=implementedEntry.bswModuleEntry, implementedEntry.variationPoint.shortLabel vh.latestBindingTime=preCompileTime</p>
internalBehavior	BswInternalBehavior	*	aggr	<p>The various BswInternalBehaviors associated with a BswModuleDescription can be distributed over several physical files. Therefore the aggregation is <<atpSplitable>>.</p> <p>Stereotypes: atpSplitable Tags: atp.Splitkey=internalBehavior.shortName xml.sequenceOffset=65</p>
moduleId	PositiveInteger	0..1	attr	<p>Refers to the BSW Module Identifier defined by the AUTOSAR standard. For non-standardized modules, a proprietary identifier can be optionally chosen.</p> <p>Tags: xml.sequenceOffset=5</p>
providedClientServerEntry	BswModuleClientServerEntry	*	aggr	<p>Specifies that this module provides a client server entry which can be called from another partition or core. This entry is declared locally to this context and will be connected to the requiredClientServerEntry of another or the same module via the configuration of the BSW Scheduler.</p> <p>Stereotypes: atpSplitable; atpVariation Tags: atp.Splitkey=providedClientServerEntry.shortName, providedClientServerEntry.variationPoint.shortLabel vh.latestBindingTime=preCompileTime xml.sequenceOffset=45</p>
providedData	VariableDataPrototype	*	aggr	<p>Specifies a data prototype provided by this module in order to be read from another partition or core. The providedData is declared locally to this context and will be connected to the requiredData of another or the same module via the configuration of the BSW Scheduler.</p> <p>Stereotypes: atpSplitable; atpVariation Tags: atp.Splitkey=providedData.shortName, providedData.variationPoint.shortLabel vh.latestBindingTime=preCompileTime xml.sequenceOffset=55</p>





Class	BswModuleDescription			
providedModeGroup	ModeDeclarationGroup Prototype	*	aggr	<p>A set of modes which is owned and provided by this module or cluster. It can be connected to the required ModeGroups of other modules or clusters via the configuration of the BswScheduler. It can also be synchronized with modes provided via ports by an associated ServiceSwComponentType, EcuAbstractionSwComponentType or ComplexDeviceDriverSwComponentType.</p> <p>Stereotypes: atpSplitable; atpVariation Tags: atp.Splitkey=providedModeGroup.shortName, providedModeGroup.variationPoint.shortLabel vh.latestBindingTime=preCompileTime xml.sequenceOffset=25</p>
releasedTrigger	Trigger	*	aggr	<p>A Trigger released by this module or cluster. It can be connected to the requiredTriggers of other modules or clusters via the configuration of the BswScheduler. It can also be synchronized with Triggers provided via ports by an associated ServiceSwComponentType, EcuAbstractionSwComponentType or ComplexDeviceDriverSwComponentType.</p> <p>Stereotypes: atpSplitable; atpVariation Tags: atp.Splitkey=releasedTrigger.shortName, releasedTrigger.variationPoint.shortLabel vh.latestBindingTime=preCompileTime xml.sequenceOffset=35</p>
requiredClientServerEntry	BswModuleClientServerEntry	*	aggr	<p>Specifies that this module requires a client server entry which can be implemented on another partition or core. This entry is declared locally to this context and will be connected to the providedClientServerEntry of another or the same module via the configuration of the BSW Scheduler.</p> <p>Stereotypes: atpSplitable; atpVariation Tags: atp.Splitkey=requiredClientServerEntry.shortName, requiredClientServerEntry.variationPoint.shortLabel vh.latestBindingTime=preCompileTime xml.sequenceOffset=50</p>
requiredData	VariableDataPrototype	*	aggr	<p>Specifies a data prototype required by this module in order to be provided from another partition or core. The required Data is declared locally to this context and will be connected to the providedData of another or the same module via the configuration of the BswScheduler.</p> <p>Stereotypes: atpSplitable; atpVariation Tags: atp.Splitkey=requiredData.shortName, requiredData.variationPoint.shortLabel vh.latestBindingTime=preCompileTime xml.sequenceOffset=60</p>





Class	BswModuleDescription			
requiredModeGroup	ModeDeclarationGroup Prototype	*	aggr	<p>Specifies that this module or cluster depends on a certain mode group. The requiredModeGroup is local to this context and will be connected to the providedModeGroup of another module or cluster via the configuration of the BswScheduler.</p> <p>Stereotypes: atpSplitable; atpVariation Tags: atp.Splitkey=requiredModeGroup.shortName, requiredModeGroup.variationPoint.shortLabel vh.latestBindingTime=preCompileTime xml.sequenceOffset=30</p>
requiredTrigger	Trigger	*	aggr	<p>Specifies that this module or cluster reacts upon an external trigger. This requiredTrigger is declared locally to this context and will be connected to the providedTrigger of another module or cluster via the configuration of the BswScheduler.</p> <p>Stereotypes: atpSplitable; atpVariation Tags: atp.Splitkey=requiredTrigger.shortName, requiredTrigger.variationPoint.shortLabel vh.latestBindingTime=preCompileTime xml.sequenceOffset=40</p>

Table C.23: BswModuleDescription

Class	BswModuleEntry			
Package	M2::AUTOSARTemplates::BswModuleTemplate::BswInterfaces			
Note	<p>This class represents a single API entry (C-function prototype) into the BSW module or cluster.</p> <p>The name of the C-function is equal to the short name of this element with one exception: In case of multiple instances of a module on the same CPU, special rules for "infixes" apply, see description of class BswImplementation.</p> <p>Tags: atp.recommendedPackage=BswModuleEntries</p>			
Base	ARElement , ARObject , AtpBlueprint , AtpBlueprintable , CollectableElement , Identifiable , MultilanguageReferrable , PackageableElement , Referrable			
Aggregated by	ARPackage.element			
Attribute	Type	Mult.	Kind	Note
argument (ordered)	SwServiceArg	*	aggr	<p>An argument belonging to this BswModuleEntry.</p> <p>Stereotypes: atpSplitable; atpVariation Tags: atp.Splitkey=argument.shortName, argument.variationPoint.shortLabel vh.latestBindingTime=blueprintDerivationTime xml.sequenceOffset=45</p>
bswEntryKind	BswEntryKindEnum	0..1	attr	<p>This describes whether the entry is concrete or abstract. If the attribute is missing the entry is considered as concrete.</p> <p>Tags: xml.sequenceOffset=40</p>
callType	BswCallType	0..1	attr	<p>The type of call associated with this service.</p> <p>Tags: xml.sequenceOffset=25</p>
executionContext	BswExecutionContext	0..1	attr	<p>Specifies the execution context which is required (in case of entries into this module) or guaranteed (in case of entries called from this module) for this service.</p> <p>Tags: xml.sequenceOffset=30</p>





Class	BswModuleEntry			
function Prototype Emitter	NameToken	0..1	attr	This attribute is used to control the generation of function prototypes. If set to "RTE", the RTE generates the function prototypes in the Module Interlink Header File.
isReentrant	Boolean	0..1	attr	Reentrancy from the viewpoint of function callers: <ul style="list-style-type: none"> • true: Enables the service to be invoked again, before the service has finished. • false: It is prohibited to invoke the service again before is has finished. Tags: xml.sequenceOffset=15
isSynchronous	Boolean	0..1	attr	Synchronicity from the viewpoint of function callers: <ul style="list-style-type: none"> • true: This calls a synchronous service, i.e. the service is completed when the call returns. • false: The service (on semantical level) may not be complete when the call returns. Tags: xml.sequenceOffset=20
returnType	SwServiceArg	0..1	aggr	The return type belonging to this bswModuleEntry. Tags: xml.sequenceOffset=40
role	Identifier	0..1	attr	Specifies the role of the entry in the given context. It shall be equal to the standardized name of the service call, especially in cases where no ServiceIdentifier is specified, e.g. for callbacks. Note that the ShortName is not always sufficient because it maybe vendor specific (e.g. for callbacks which can have more than one instance). Tags: xml.sequenceOffset=10
serviceId	PositiveInteger	0..1	attr	Refers to the service identifier of the Standardized Interfaces of AUTOSAR basic software. For non-standardized interfaces, it can optionally be used for proprietary identification. Tags: xml.sequenceOffset=5
swServiceImpl Policy	SwServiceImplPolicy Enum	0..1	attr	Denotes the implementation policy as a standard function call, inline function or macro. This has to be specified on interface level because it determines the signature of the call. Tags: xml.sequenceOffset=35

Table C.24: BswModuleEntry

Class	BuildAction			
Package	M2::AUTOSARTemplates::GenericStructure::BuildActionManifest			
Note	This meta-class represents the ability to specify a build action.			
Base	ARObject , AtpBlueprint , AtpBlueprintable , BuildActionEntity , Identifiable , MultilanguageReferrable , Referrable			
Aggregated by	BuildActionManifest.buildAction			
Attribute	Type	Mult.	Kind	Note
createdData	BuildActionIoElement	*	aggr	This represents the artifacts which are created by the processor.
followUpAction	BuildAction	*	ref	This association specifies a set of follow up actions. Tags: xml.sequenceOffset=-80
inputData	BuildActionIoElement	*	aggr	This represents the artifacts which are read by the processor.





Class	BuildAction			
modifiedData	BuildActionIoElement	*	aggr	This denotes the data which are modified by the action.
predecessor Action	BuildAction	*	ref	This association specifies a set of predecessors. These actions shall be finished before but necessarily immediately after the given action.. These actions need to be performed in the specified order. Tags: xml.sequenceOffset=-90
required Environment	BuildActionEnvironment	1	ref	This represents the environment which is required to use the specified Processor.

Table C.25: BuildAction

Class	BuildActionEnvironment			
Package	M2::AUTOSARTemplates::GenericStructure::BuildActionManifest			
Note	This meta-class represents the ability to specify a build action environment.			
Base	ARObject , AtpBlueprint , AtpBlueprintable , Identifiable , MultilanguageReferrable , Referrable			
Aggregated by	BuildActionManifest . buildActionEnvironment			
Attribute	Type	Mult.	Kind	Note
sdg	Sdg	*	aggr	This represents a general data structure intended to denote parameters for the BuildActionEnvironment.

Table C.26: BuildActionEnvironment

Class	BuildActionManifest			
Package	M2::AUTOSARTemplates::GenericStructure::BuildActionManifest			
Note	This meta-class represents the ability to specify a manifest for processing artifacts. An example use case is the processing of ECUC parameter values. Tags: atp.recommendedPackage=BuildActionManifests xml.globalElement=false			
Base	ARElement , ARObject , AtpBlueprint , AtpBlueprintable , CollectableElement , Identifiable , MultilanguageReferrable , PackageableElement , Referrable			
Aggregated by	ARPackage . element			
Attribute	Type	Mult.	Kind	Note
buildAction	BuildAction	*	aggr	This represents a particular action in the build chain. Stereotypes: atpSplitable; atpVariation Tags: atp.Splitkey=buildAction.shortName, buildAction.variationPoint.shortLabel vh.latestBindingTime=blueprintDerivationTime
buildAction Environment	BuildActionEnvironment	*	aggr	This represents a build action environment. Stereotypes: atpSplitable; atpVariation Tags: atp.Splitkey=buildActionEnvironment.shortName, buildActionEnvironment.variationPoint.shortLabel vh.latestBindingTime=blueprintDerivationTime
dynamicAction	BuildAction	*	ref	This denotes an Action which is to be executed as part of the dynamic action set.





Class	BuildActionManifest			
startAction	BuildAction	*	ref	This specifies the list of actions to be performed at the beginning of the process. Tags: xml.sequenceOffset=-90
tearDownAction	BuildAction	*	ref	This specifies the set of action which shall be performed after all other actions in the manifest were performed. Tags: xml.sequenceOffset=-80

Table C.27: BuildActionManifest

Class	ClientServerInterfaceToBswModuleEntryBlueprintMapping			
Package	M2::AUTOSARTemplates::CommonStructure::StandardizationTemplate::ClientServerInterfaceToBswModuleEntryMapping			
Note	This represents a mapping between one ClientServerInterface blueprint and BswModuleEntry blueprint in order to express the intended implementation of ClientServerOperations by specific BswModuleEntries under consideration of PortDefinedArguments. Such a mapping enables the formal check whether the number of arguments and the data types of arguments of the operation + additional PortDefined Arguments matches the signature of the BswModuleEntry. Tags: atp.recommendedPackage=BlueprintMappingSets			
Base	ARElement , ARObject , AtpBlueprint , CollectableElement , Identifiable , MultilanguageReferrable , PackageableElement , Referrable			
Aggregated by	ARPackage.element			
Attribute	Type	Mult.	Kind	Note
clientServerInterface	ClientServerInterface	1	ref	The referenced ClientServerInterface represents the client server interface the mapping is dedicated to.
operationMapping	ClientServerOperationBlueprintMapping	1..*	aggr	This specifies the operations used in the mapping between the ClientServerInterface and the BswModuleEntry. Stereotypes: atpSplittable; atpVariation Tags: atp.Splitkey=operationMapping, operationMapping.variationPoint.shortLabel vh.latestBindingTime=preCompileTime
portDefinedArgumentBlueprint (ordered)	PortDefinedArgumentBlueprint	*	aggr	This specifies the PortDefinedArguments used in the mapping between the ClientServerInterface and the BswModuleEntry. Stereotypes: atpSplittable; atpVariation Tags: atp.Splitkey=portDefinedArgumentBlueprint, portDefinedArgumentBlueprint.variationPoint.shortLabel vh.latestBindingTime=preCompileTime

Table C.28: ClientServerInterfaceToBswModuleEntryBlueprintMapping

Class	ClientServerOperation
Package	M2::AUTOSARTemplates::SWComponentTemplate::PortInterface
Note	An operation declared within the scope of a client/server interface.
Base	ARObject , AtpClassifier , AtpFeature , AtpStructureElement , Identifiable , MultilanguageReferrable , Referrable





Class	ClientServerOperation			
Aggregated by	ApplicationInterface.command, <i>AtpClassifier.atpFeature</i> , ClientServerInterface.operation, DiagnosticDataElementInterface.read, DiagnosticDataIdentifierInterface.read, DiagnosticDataIdentifierInterface.write, DiagnosticRoutineInterface.requestResult, DiagnosticRoutineInterface.start, DiagnosticRoutineInterface.stop, PhmRecoveryActionInterface.recovery, ServiceInterface.method			
Attribute	Type	Mult.	Kind	Note
argument (ordered)	ArgumentDataPrototype	*	aggr	An argument of this ClientServerOperation Stereotypes: atpSplittable; atpVariation Tags: atp.Splitkey=argument.shortName, argument.variation Point.shortLabel vh.latestBindingTime=blueprintDerivationTime
diagArgIntegrity	Boolean	0..1	attr	This attribute shall only be used in the implementation of diagnostic routines to support the case where input and output arguments are allocated in a shared buffer and might unintentionally overwrite input arguments by tentative write operations to output arguments. This situation can happen during sliced execution or while output parameters are arrays (call by reference). The value true means that the ClientServerOperation is aware of the usage of a shared buffer and takes precautions to avoid unintentional overwrite of input arguments. If the attribute does not exist or is set to false the Client ServerOperation does not have to consider the usage of a shared buffer.
possibleError	ApplicationError	*	ref	Possible errors that may be raised by the referring operation.

Table C.29: ClientServerOperation

Class	Collection			
Package	M2::AUTOSARTemplates::GenericStructure::GeneralTemplateClasses::ElementCollection			
Note	<p>This meta-class specifies a collection of elements. A collection can be utilized to express additional aspects for a set of elements.</p> <p>Note that Collection is an ARElement. Therefore it is applicable e.g. for EvaluatedVariant, even if this is not obvious.</p> <p>Usually the category of a Collection is "SET". On the other hand, a Collection can also express an arbitrary relationship between elements. This is denoted by the category "RELATION" (see also [TPS_GST_00347]).</p> <p>In this case the collection represents an association from "sourceElement" to "targetElement" in the role "role".</p> <p>Tags: atp.recommendedPackage=Collections</p>			
Base	ARElement , ARObject , CollectableElement , Identifiable , MultilanguageReferrable , PackageableElement , Referrable			
Aggregated by	ARPackage.element			
Attribute	Type	Mult.	Kind	Note
autoCollect	AutoCollectEnum	0..1	attr	This attribute reflects how far the referenced objects are part of the collection. Tags: xml.sequenceOffset=20
collected Instance	AtpFeature	*	iref	This instance ref supports the use case that a particular instance is part of the collection. Tags: xml.sequenceOffset=60 InstanceRef implemented by: AnyInstanceRef





Class	Collection			
collectionSemantics	NameToken	0..1	attr	Provides the ability to express the semantics of a Collection depending on the intended use case. The collectionSemantics is specified as a NameToken which must be agreed by all stakeholders. Tags: xml.sequenceOffset=25
element	Identifiable	*	ref	This is an element in the collection. Note that Collection itself is collectable. Therefore collections can be nested. In case of category="RELATION" this represents the target end of the relation. Tags: xml.sequenceOffset=40
elementRole	Identifier	0..1	attr	This attribute allows to denote a particular role of the collection. Note that the applicable semantics shall be mutually agreed between the two parties. In particular it denotes the role of element in the context of sourceElement. Tags: xml.sequenceOffset=30
sourceElement	Identifiable	*	ref	Only if Category = "RELATION". This represents the source of a relation. Tags: xml.sequenceOffset=50
sourceInstance	AtpFeature	*	iref	Only if Category = "RELATION". This represents the source instance of a relation. Tags: xml.sequenceOffset=70 InstanceRef implemented by: AnyInstanceRef

Table C.30: Collection

Class	CompuMethod			
Package	M2::MSR::AsamHdo::ComputationMethod			
Note	This meta-class represents the ability to express the relationship between a physical value and the mathematical representation. Note that this is still independent of the technical implementation in data types. It only specifies the formula how the internal value corresponds to its physical pendant. Tags: atp.recommendedPackage=CompuMethods			
Base	ARElement , ARObject , AtpBlueprint , AtpBlueprintable , CollectableElement , Identifiable , Multilanguage , Referrable , PackageableElement , Referrable			
Aggregated by	ARPackage.element			
Attribute	Type	Mult.	Kind	Note
compuInternalToPhys	Compu	0..1	aggr	This specifies the computation from internal values to physical values. Stereotypes: atpSplitable Tags: atp.Splitkey=compuInternalToPhys xml.sequenceOffset=80
compuPhysToInternal	Compu	0..1	aggr	This represents the computation from physical values to the internal values. Stereotypes: atpSplitable Tags: atp.Splitkey=compuPhysToInternal xml.sequenceOffset=90





Class	CompuMethod			
displayFormat	DisplayFormatString	0..1	attr	This property specifies, how the physical value shall be displayed e.g. in documents or measurement and calibration tools. Tags: xml.sequenceOffset=20
unit	Unit	0..1	ref	This is the physical unit of the Physical values for which the CompuMethod applies. Tags: xml.sequenceOffset=30

Table C.31: CompuMethod

Class	CompuScale			
Package	M2::MSR::AsamHdo::ComputationMethod			
Note	This meta-class represents the ability to specify one segment of a segmented computation method.			
Base	ARObject			
Aggregated by	CompuScales.compuScale			
Attribute	Type	Mult.	Kind	Note
a2lDisplayText	String	0..1	attr	The value of this attribute shall be taken for generating one display text (specifically the OutVal) within the equivalent of the enclosing CompuMethod in A2L.
compuInverse Value	CompuConst	0..1	aggr	This is the inverse value of the constraint. This supports the case that the scale is not reversible per se. Tags: xml.sequenceOffset=60
compuScale Contents	CompuScaleContents	0..1	aggr	This represents the computation details of the scale. Tags: xml.roleElement=false xml.roleWrapperElement=false xml.sequenceOffset=70 xml.typeElement=false xml.typeWrapperElement=false
desc	MultiLanguageOverview Paragraph	0..1	aggr	<desc> represents a general but brief description of the object in question. Tags: xml.sequenceOffset=30
lowerLimit	Limit	0..1	attr	This specifies the lower limit of the scale. Stereotypes: atpVariation Tags: vh.latestBindingTime=preCompileTime xml.sequenceOffset=40
mask	PositiveUnlimitedInteger	0..1	attr	In difference to all the other computational methods every COMPU-SCALE will be applied including the bit MASK. Therefore it is allowed for this type of COMPU-METHOD, that COMPU-SCALES overlap. To calculate the string reverse to a value, the string has to be split and the according value for each substring has to be summed up. The sum is finally transmitted. The processing has to be done in order of the COMPU-SCALE elements. Tags: xml.sequenceOffset=35
shortLabel	Identifier	0..1	attr	This element specifies a short name for the particular scale. The name can for example be used to derive a programming language identifier. Tags: xml.sequenceOffset=20





Class	CompuScale			
symbol	CIdentifier	0..1	attr	The symbol, if provided, is used by code generators to get a C identifier for the CompuScale. The name will be used as is for the code generation, therefore it needs to be unique within the generation context. Tags: xml.sequenceOffset=25
upperLimit	Limit	0..1	attr	This specifies the upper limit of a of the scale. Stereotypes: atpVariation Tags: vh.latestBindingTime=preCompileTime xml.sequenceOffset=50

Table C.32: CompuScale

Class	ConsistencyNeeds			
Package	M2::AUTOSARTemplates::SWComponentTemplate::ImplicitCommunicationBehavior			
Note	This meta-class represents the ability to define requirements on the implicit communication behavior.			
Base	ARObject , AtpBlueprint , AtpBlueprintable , Identifiable , MultilanguageReferrable , Referrable			
Aggregated by	ConsistencyNeedsBlueprintSet.consistencyNeeds , SwComponentType.consistencyNeeds			
Attribute	Type	Mult.	Kind	Note
dpgDoesNotRequireCoherency	DataPrototypeGroup	*	aggr	This group of VariableDataPrototypes does not require coherency with respect to the implicit communication behavior. Stereotypes: atpSplitable; atpVariation Tags: atp.Splitkey=dpgDoesNotRequireCoherency.shortName, dpgDoesNotRequireCoherency.variationPoint.shortLabel vh.latestBindingTime=preCompileTime
dpgRequiresCoherency	DataPrototypeGroup	*	aggr	This group of VariableDataPrototypes requires coherency with respect to the implicit communication behavior, i.e. all read and write access to VariableDataPrototypes in the DataPrototypeGroup by the RunnableEntities of the RunnableEntityGroup need to be handled in a coherent manner. Stereotypes: atpSplitable; atpVariation Tags: atp.Splitkey=dpgRequiresCoherency.shortName, dpgRequiresCoherency.variationPoint.shortLabel vh.latestBindingTime=preCompileTime
regDoesNotRequireStability	RunnableEntityGroup	*	aggr	This group of RunnableEntities does not require stability with respect to the implicit communication behavior. Stereotypes: atpSplitable; atpVariation Tags: atp.Splitkey=regDoesNotRequireStability.shortName, regDoesNotRequireStability.variationPoint.shortLabel vh.latestBindingTime=preCompileTime





Class	ConsistencyNeeds			
regRequiresStability	RunnableEntityGroup	*	aggr	<p>This group of RunnableEntities requires stability with respect to the implicit communication behavior, i.e. all read and write access to VariableDataPrototypes in the DataPrototypeGroup by the RunnableEntities of the RunnableEntityGroup need to be handled in a stable manner.</p> <p>Stereotypes: atpSplitable; atpVariation Tags: atp.Splitkey=regRequiresStability.shortName, regRequiresStability.variationPoint.shortLabel vh.latestBindingTime=preCompileTime</p>

Table C.33: ConsistencyNeeds

Class	ConsistencyNeedsBlueprintSet			
Package	M2::AUTOSARTemplates::CommonStructure::StandardizationTemplate::Blueprint Dedicated::ConsistencyNeedsBlueprintSet			
Note	This meta class represents the ability to specify a set of blueprint for ConsistencyNeeds. Tags: atp.recommendedPackage=ConsistencyNeedsBlueprintSets			
Base	ARElement , ARObject , CollectableElement , Identifiable , MultilanguageReferrable , PackageableElement , Referrable			
Aggregated by	ARPackage.element			
Attribute	Type	Mult.	Kind	Note
consistencyNeeds	ConsistencyNeeds	*	aggr	<p>This represents a particular blueprint of consistency Needs. Note that it is</p> <p>Stereotypes: atpSplitable; atpVariation Tags: atp.Splitkey=consistencyNeeds.shortName, consistencyNeeds.variationPoint.shortLabel vh.latestBindingTime=preCompileTime</p>

Table C.34: ConsistencyNeedsBlueprintSet

Class	DataConstr			
Package	M2::MSR::AsamHdo::Constraints::GlobalConstraints			
Note	This meta-class represents the ability to specify constraints on data. Tags: atp.recommendedPackage=DataConstrs			
Base	ARElement , ARObject , AtpBlueprint , AtpBlueprintable , CollectableElement , Identifiable , MultilanguageReferrable , PackageableElement , Referrable			
Aggregated by	ARPackage.element			
Attribute	Type	Mult.	Kind	Note
dataConstrRule	DataConstrRule	*	aggr	<p>This is one particular rule within the data constraints.</p> <p>Tags: xml.roleElement=true xml.roleWrapperElement=true xml.sequenceOffset=30 xml.typeElement=false xml.typeWrapperElement=false</p>

Table C.35: DataConstr

Class	DataFormatTailoring			
Package	M2::AUTOSARTemplates::CommonStructure::StandardizationTemplate::DataExchangePoint::DataFormatTailoring			
Note	This class collects all rules that tailor the AUTOSAR templates for a specific data exchange point.			
Base	ARObject			
Aggregated by	DataExchangePoint.dataFormatTailoring			
Attribute	Type	Mult.	Kind	Note
classTailoring	ClassTailoring	*	aggr	Specification of tailorings of Meta Classes Tags: xml.sequenceOffset=10
constraintTailoring	ConstraintTailoring	*	aggr	Specification of tailorings of Constraints that are not explicitly owned by any Meta-Class Tags: xml.sequenceOffset=20

Table C.36: DataFormatTailoring

Class	DataPrototypeGroup			
Package	M2::AUTOSARTemplates::SWComponentTemplate::ImplicitCommunicationBehavior			
Note	This meta-class represents the ability to define a collection of DataPrototypes that are subject to the formal definition of implicit communication behavior. The definition of the collection can be nested.			
Base	ARObject, AtpClassifier, AtpFeature, AtpStructureElement, Identifiable , MultilanguageReferrable , Referrable			
Aggregated by	AtpClassifier.atpFeature, ConsistencyNeeds.dpgDoesNotRequireCoherency , ConsistencyNeeds.dpgRequiresCoherency			
Attribute	Type	Mult.	Kind	Note
dataPrototypeGroup	DataPrototypeGroup	*	iref	This represents the ability to define nested groups of VariableDataPrototypes. Stereotypes: atpSplitable; atpVariation Tags: atp.Splitkey=dataPrototypeGroup.contextSwComponentPrototype, dataPrototypeGroup.targetDataPrototypeGroup, dataPrototypeGroup.variationPoint.shortLabel vh.latestBindingTime=preCompileTime InstanceRef implemented by: InnerDataPrototypeGroupInCompositionInstanceRef
implicitDataAccess	VariableDataPrototype	*	iref	This represents a collection of VariableDataPrototypes that belong to the enclosing DataPrototypeGroup Stereotypes: atpSplitable; atpVariation Tags: atp.Splitkey=implicitDataAccess.contextSwComponentPrototype, implicitDataAccess.contextPortPrototype, implicitDataAccess.targetVariableDataPrototype, ImplicitDataAccess.variationPoint.shortLabel vh.latestBindingTime=preCompileTime InstanceRef implemented by: VariableDataPrototypeInCompositionInstanceRef

Table C.37: DataPrototypeGroup

Class	DataTypeMappingSet			
Package	M2::AUTOSARTemplates::SWComponentTemplate::Datatype::Datatypes			
Note	This class represents a list of mappings between ApplicationDataTypes and ImplementationDataTypes. In addition, it can contain mappings between ImplementationDataTypes and ModeDeclarationGroups. Tags: atp.recommendedPackage=DataTypeMappingSets			





Class	DataTypeMappingSet			
Base	ARElement , ARObject , AtpBlueprint , AtpBlueprintable , CollectableElement , Identifiable , MultilanguageReferrable , PackageableElement , Referrable			
Aggregated by	ARPackage.element			
Attribute	Type	Mult.	Kind	Note
dataTypeMap	DataTypeMap	*	aggr	This is one particular association between an Application Data Type and its AbstractImplementationData Type.
modeRequestTypeMap	ModeRequestTypeMap	*	aggr	This is one particular association between an Mode DeclarationGroup and its AbstractImplementationData Type.

Table C.38: DataTypeMappingSet

Class	Documentation			
Package	M2::AUTOSARTemplates::GenericStructure::DocumentationOnM1			
Note	This meta-class represents the ability to handle a so called standalone documentation. Standalone means, that such a documentation is not embedded in another ARElement or identifiable object. The standalone documentation is an entity of its own which denotes its context by reference to other objects and instances. Tags: atp.recommendedPackage=Documentations			
Base	ARElement , ARObject , CollectableElement , Identifiable , MultilanguageReferrable , PackageableElement , Referrable , UploadableDesignElement , UploadablePackageElement			
Aggregated by	ARPackage.element			
Attribute	Type	Mult.	Kind	Note
context	DocumentationContext	*	aggr	This is the context of the particular documentation.
documentationContent	PredefinedChapter	0..1	aggr	This is the content of the documentation related to the specified contexts. Tags: xml.sequenceOffset=200

Table C.39: Documentation

Class	«atpMixed» DocumentationBlock			
Package	M2::MSR::Documentation::BlockElements			
Note	This class represents a documentation block. It is made of basic text structure elements which can be displayed in a table cell.			
Base	ARObject			
Aggregated by	ApplicabilityInfo.remark, AUTOSAR.introduction , BlueprintGenerator.introduction , BlueprintPolicyModifiable.blueprintDerivationGuide , ClientServerOperationBlueprintMapping.blueprintMappingGuide , DataMapping.introduction , DefItem.def , Describable.introduction , EcucAddInfoParamValue.value , EcuResourceEstimation.introduction , Entry.entryContents , FrameMapping.introduction , GeneralAnnotation.annotationText , Identifiable.introduction , IPduMapping.introduction , ISignalMapping.introduction , Item.itemContents , LabeledItem.itemContents , LifeCycleInfo.remark , MappingConstraint.introduction , MsrQueryP2.msrQueryResultP2 , Note.noteText , PortDefinedArgumentBlueprint.blueprintMappingGuide , PrmChar.cond , PrmChar.remark , ScheduleTableEntry.introduction , SignalPathConstraint.introduction , StructuredReq.conflicts , StructuredReq.dependencies , StructuredReq.description , StructuredReq.rationale , StructuredReq.remark , StructuredReq.supportingMaterial , StructuredReq.useCase , SwAxisType.swGenericAxisDesc , TopicContent.blockLevelContent , TraceableText.text , VariationPoint.blueprintCondition			
Attribute	Type	Mult.	Kind	Note





Class	«atpMixed» DocumentationBlock			
defList	DefList	0..1	aggr	This represents a definition list in the documentation block. Stereotypes: atpVariation Tags: vh.latestBindingTime=postBuild xml.sequenceOffset=40
figure	MIFigure	0..1	aggr	This represents a figure in the documentation block. Stereotypes: atpVariation Tags: vh.latestBindingTime=postBuild xml.sequenceOffset=70
formula	MIFormula	0..1	aggr	This is a formula in the definition block. Stereotypes: atpVariation Tags: vh.latestBindingTime=postBuild xml.sequenceOffset=60
labeledList	LabeledList	0..1	aggr	This represents a labeled list. Stereotypes: atpVariation Tags: vh.latestBindingTime=postBuild xml.sequenceOffset=50
list	List	0..1	aggr	This represents numbered or unnumbered list. Stereotypes: atpVariation Tags: vh.latestBindingTime=postBuild xml.sequenceOffset=30
msrQueryP2	MsrQueryP2	0..1	aggr	This represents automatically contributed contents provided by an msrquery in the context of Documentation Block.
note	Note	0..1	aggr	This represents a note in the text flow. Stereotypes: atpVariation Tags: vh.latestBindingTime=postBuild xml.sequenceOffset=80
p	MultiLanguage Paragraph	0..1	aggr	This is one particular paragraph. Stereotypes: atpVariation Tags: vh.latestBindingTime=postBuild xml.sequenceOffset=10
structuredReq	StructuredReq	0..1	aggr	This aggregation supports structured requirements embedded in a documentation block. Stereotypes: atpVariation Tags: vh.latestBindingTime=postBuild xml.sequenceOffset=100
trace	TraceableText	0..1	aggr	This represents traceable text in the documentation block. This allows to specify requirements/constraints in any documentation block. The kind of the trace is specified in the category. Stereotypes: atpVariation Tags: vh.latestBindingTime=postBuild xml.sequenceOffset=90





Class	«atpMixed» DocumentationBlock			
verbatim	MultiLanguageVerbatim	0..1	aggr	This represents one particular verbatim text. Stereotypes: atpVariation Tags: vh.latestBindingTime=postBuild xml.sequenceOffset=20

Table C.40: DocumentationBlock

Class	«atpVariation» EcucAbstractStringParamDef (abstract)			
Package	M2::AUTOSARTemplates::ECUCParameterDefTemplate			
Note	Abstract class that is used to collect the common properties for StringParamDefs, LinkerSymbolDef, FunctionNameDef and MultilineStringParamDefs. atpVariation: [RS_ECUC_00083] Tags: vh.latestBindingTime=codeGenerationTime			
Base	<i>ARObject, AtpDefinition, EcucCommonAttributes, EcucDefinitionElement, EcucParameterDef, Identifiable, MultilanguageReferrable, Referrable</i>			
Subclasses	EcucFunctionNameDef, EcucLinkerSymbolDef, EcucMultilineStringParamDef, EcucStringParamDef			
Aggregated by	EcucDestinationUriPolicy.parameter, EcucParamConfContainerDef.parameter			
Attribute	Type	Mult.	Kind	Note
defaultValue	VerbatimString	0..1	attr	Default value of the string configuration parameter.
maxLength	PositiveInteger	0..1	attr	Max length allowed for this string.
minLength	PositiveInteger	0..1	attr	Min length allowed for this string.
regular Expression	RegularExpression	0..1	attr	This represents the regular expression which shall be used to validate the string parameter value.

Table C.41: EcucAbstractStringParamDef

Class	EcucBooleanParamDef			
Package	M2::AUTOSARTemplates::ECUCParameterDefTemplate			
Note	Configuration parameter type for Boolean. Allowed values are true and false.			
Base	<i>ARObject, AtpDefinition, EcucCommonAttributes, EcucDefinitionElement, EcucParameterDef, Identifiable, MultilanguageReferrable, Referrable</i>			
Aggregated by	EcucDestinationUriPolicy.parameter, EcucParamConfContainerDef.parameter			
Attribute	Type	Mult.	Kind	Note
defaultValue	Boolean	0..1	attr	Default value of the boolean configuration parameter. atpVariation: [RS_ECUC_00083] Stereotypes: atpVariation Tags: vh.latestBindingTime=codeGenerationTime

Table C.42: EcucBooleanParamDef

Class	EcucChoiceReferenceDef			
Package	M2::AUTOSARTemplates::ECUCParameterDefTemplate			
Note	Specify alternative references where in the ECU Configuration description only one of the specified references will actually be used.			
Base	<i>ARObject, AtpDefinition, EcucAbstractInternalReferenceDef, EcucAbstractReferenceDef, EcucCommonAttributes, EcucDefinitionElement, Identifiable, MultilanguageReferrable, Referrable</i>			





Class	EcucChoiceReferenceDef			
Aggregated by	EcucDestinationUriPolicy.reference, EcucParamConfContainerDef.reference			
Attribute	Type	Mult.	Kind	Note
destination	EcucContainerDef	*	ref	All the possible parameter containers for the reference are specified. Stereotypes: atpUriDef

Table C.43: EcucChoiceReferenceDef

Class	EcucContainerDef (abstract)			
Package	M2::AUTOSARTemplates::ECUCParameterDefTemplate			
Note	Base class used to gather common attributes of configuration container definitions.			
Base	<i>ARObject</i> , <i>AtpDefinition</i> , <i>EcucDefinitionElement</i> , <i>Identifiable</i> , <i>MultilanguageReferrable</i> , <i>Referrable</i>			
Subclasses	EcucChoiceContainerDef, EcucParamConfContainerDef			
Aggregated by	EcucDestinationUriPolicy.container, EcucModuleDef.container , EcucParamConfContainerDef.sub Container			
Attribute	Type	Mult.	Kind	Note
destinationUri	EcucDestinationUriDef	*	ref	Several destinationUris can be defined for an Ecuc ContainerDef. With such destinationUris an Ecuc ContainerDef is applicable for several EcucUriReference Defs. Stereotypes: atpUriDef
multiplicity ConfigClass	EcucMultiplicity ConfigurationClass	*	aggr	Specifies which MultiplicityConfigurationClass this container is available for which ConfigurationVariant. This aggregation is optional if the surrounding EcucModuleDef has the Category STANDARDIZED_MODULE_DEFINITION. If the category attribute of the EcucModuleDef is set to VENDOR_SPECIFIC_MODULE_DEFINITION and if the upperMultiplicity is greater than the lowerMultiplicity then this aggregation is mandatory. Tags: xml.name Plural=MULTIPLICITY-CONFIG-CLASSES
origin	String	0..1	attr	This attribute specifies whether this configuration container is an AUTOSAR standardized container or whether it is vendor-specific.
postBuildVariant Multiplicity	Boolean	0..1	attr	Indicates if a container may have different number of instances in different post-build variants (previously known as post-build selectable configuration sets). TRUE means yes, FALSE means no.
requiresIndex	Boolean	0..1	attr	Used to define whether the value element for this definition shall be provided with an index.

Table C.44: EcucContainerDef

Class	EcucContainerValue			
Package	M2::AUTOSARTemplates::ECUCDescriptionTemplate			
Note	Represents a Container definition in the ECU Configuration Description.			
Base	<i>ARObject</i> , <i>EcucIndexableValue</i> , <i>Identifiable</i> , <i>MultilanguageReferrable</i> , <i>Referrable</i>			
Aggregated by	EcucContainerValue.subContainer , EcucModuleConfigurationValues.container			
Attribute	Type	Mult.	Kind	Note





Class	EcucContainerValue			
definition	EcucContainerDef	0..1	ref	Reference to the definition of this Container in the ECU Configuration Parameter Definition. Tags: xml.sequenceOffset=-10
parameterValue	EcucParameterValue	*	aggr	Aggregates all ECU Configuration Values within this Container. atpVariation: [RS_ECUC_00079] Stereotypes: atpSplittable; atpVariation Tags: atp.Splitkey=parameterValue, parameterValue.variationPoint.shortLabel vh.latestBindingTime=postBuild
referenceValue	EcucAbstractReference Value	*	aggr	Aggregates all References with this container. atpVariation: [RS_ECUC_00079] Stereotypes: atpSplittable; atpVariation Tags: atp.Splitkey=referenceValue, referenceValue.variationPoint.shortLabel vh.latestBindingTime=postBuild
subContainer	EcucContainerValue	*	aggr	Aggregates all sub-containers within this container. atpVariation: [RS_ECUC_00078] Stereotypes: atpSplittable; atpVariation Tags: atp.Splitkey=subContainer.shortName, subContainer.variationPoint.shortLabel vh.latestBindingTime=postBuild

Table C.45: EcucContainerValue

Class	EcucDefinitionCollection			
Package	M2::AUTOSARTemplates::ECUCParameterDefTemplate			
Note	This represents the anchor point of an ECU Configuration Parameter Definition within the AUTOSAR templates structure. Tags: atp.recommendedPackage=EcucDefinitionCollections			
Base	ARElement , ARObject , AtpBlueprint , AtpBlueprintable , CollectableElement , Identifiable , Multilanguage , Referrable , PackageableElement , Referrable			
Aggregated by	ARPackage.element			
Attribute	Type	Mult.	Kind	Note
module	EcucModuleDef	*	ref	References to the module definitions of individual software modules.

Table C.46: EcucDefinitionCollection

Class	EcucEnumerationParamDef			
Package	M2::AUTOSARTemplates::ECUCParameterDefTemplate			
Note	Configuration parameter type for Enumeration.			
Base	ARObject , AtpDefinition , EcucCommonAttributes , EcucDefinitionElement , EcucParameterDef , Identifiable , MultilanguageReferrable , Referrable			
Aggregated by	EcucDestinationUriPolicy.parameter, EcucParamConfContainerDef.parameter			
Attribute	Type	Mult.	Kind	Note





Class		EcucEnumerationParamDef		
defaultValue	Identifier	0..1	attr	Default value of the enumeration configuration parameter. This string needs to be one of the literals specified for this enumeration.
literal	EcucEnumerationLiteralDef	*	aggr	Aggregation on the literals used to define this enumeration parameter. This aggregation is optional if the surrounding EcucModuleDef has the category STANDARDIZED_MODULE_DEFINITION. If the category attribute of the EcucModuleDef is set to VENDOR_SPECIFIC_MODULE_DEFINITION then this aggregation is mandatory. Stereotypes: atpSplitable Tags: atp.Splitkey=literal.shortName

Table C.47: EcucEnumerationParamDef

Class		EcucFloatParamDef		
Package	M2::AUTOSARTemplates::ECUCParameterDefTemplate			
Note	Configuration parameter type for Float.			
Base	ARObject , AtpDefinition , EcucCommonAttributes , EcucDefinitionElement , EcucParameterDef , Identifiable , MultilanguageReferrable , Referrable			
Aggregated by	EcucDestinationUriPolicy.parameter , EcucParamConfContainerDef.parameter			
Attribute	Type	Mult.	Kind	Note
defaultValue	Float	0..1	attr	Default value of the float configuration parameter. atpVariation: [RS_ECUC_00083] Stereotypes: atpVariation Tags: vh.latestBindingTime=codeGenerationTime
max	Limit	0..1	attr	Max value allowed for the parameter defined. atpVariation: [RS_ECUC_00084] Stereotypes: atpVariation Tags: vh.latestBindingTime=codeGenerationTime
min	Limit	0..1	attr	Min value allowed for the parameter defined. atpVariation: [RS_ECUC_00084] Stereotypes: atpVariation Tags: vh.latestBindingTime=codeGenerationTime

Table C.48: EcucFloatParamDef

Class		EcucIntegerParamDef		
Package	M2::AUTOSARTemplates::ECUCParameterDefTemplate			
Note	Configuration parameter type for Integer.			
Base	ARObject , AtpDefinition , EcucCommonAttributes , EcucDefinitionElement , EcucParameterDef , Identifiable , MultilanguageReferrable , Referrable			
Aggregated by	EcucDestinationUriPolicy.parameter , EcucParamConfContainerDef.parameter			
Attribute	Type	Mult.	Kind	Note
defaultValue	UnlimitedInteger	0..1	attr	Default value of the integer configuration parameter. atpVariation: [RS_ECUC_00083] Stereotypes: atpVariation Tags: vh.latestBindingTime=codeGenerationTime





Class	EcucIntegerParamDef			
max	UnlimitedInteger	0..1	attr	Max value allowed for the parameter defined. atpVariation: [RS_ECUC_00084] Stereotypes: atpVariation Tags: vh.latestBindingTime=codeGenerationTime
min	UnlimitedInteger	0..1	attr	Min value allowed for the parameter defined. atpVariation: [RS_ECUC_00084] Stereotypes: atpVariation Tags: vh.latestBindingTime=codeGenerationTime

Table C.49: EcucIntegerParamDef

Class	EcucModuleDef			
Package	M2::AUTOSARTemplates::ECUCParameterDefTemplate			
Note	Used as the top-level element for configuration definition for Software Modules, including BSW and RTE as well as ECU Infrastructure. Tags: atp.recommendedPackage=EcucModuleDefs			
Base	ARElement , ARObject , AtpBlueprint , AtpBlueprintable , AtpDefinition , CollectableElement , EcucDefinitionElement , Identifiable , MultilanguageReferrable , PackageableElement , Referrable			
Aggregated by	ARPackage.element			
Attribute	Type	Mult.	Kind	Note
apiServicePrefix	CIdentifier	0..1	attr	For modules where several instances of the VSMD can be defined the apiServicePrefix defines the API namespace of the derived instances, e.g. Cdd, Xfrm (ComXf, SomeIpXf, E2EXf).
container	EcucContainerDef	*	aggr	Aggregates the top-level container definitions of this specific module definition. Stereotypes: atpSplitable Tags: atp.Splitkey=container.shortName xml.sequenceOffset=11
postBuildVariant Support	Boolean	0..1	attr	Indicates if a module supports different post-build variants (previously known as post-build selectable configuration sets). TRUE means yes, FALSE means no.
refinedModule Def	EcucModuleDef	0..1	ref	Optional reference from the Vendor Specific Module Definition to the Standardized Module Definition it refines. In case this EcucModuleDef has the category STANDARDIZED_MODULE_DEFINITION this reference shall not be provided. In case this EcucModuleDef has the category VENDOR_SPECIFIC_MODULE_DEFINITION this reference is mandatory. Stereotypes: atpUriDef
supported ConfigVariant	EcucConfigurationVariantEnum	*	attr	Specifies which ConfigurationVariants are supported by this software module. This attribute is optional if the EcucModuleDef has the category STANDARDIZED_MODULE_DEFINITION. If the category attribute of the EcucModuleDef is set to VENDOR_SPECIFIC_MODULE_DEFINITION then this attribute is mandatory.

Table C.50: EcucModuleDef

Class	EcucNumericalParamValue			
Package	M2::AUTOSARTemplates::ECUCDescriptionTemplate			
Note	Holding the value which is subject to variant handling.			
Base	<i>ARObject</i> , <i>EcucIndexableValue</i> , <i>EcucParameterValue</i>			
Aggregated by	<i>EcucContainerValue</i> . <i>parameterValue</i>			
Attribute	Type	Mult.	Kind	Note
value	Numerical	0..1	attr	Value which is subject to variant handling. atpVariation: [RS_ECUC_00080] Stereotypes: atpVariation Tags: vh.latestBindingTime=preCompileTime

Table C.51: EcucNumericalParamValue

Class	EcucParameterDef (abstract)			
Package	M2::AUTOSARTemplates::ECUCParameterDefTemplate			
Note	Abstract class used to define the similarities of all ECU Configuration Parameter types defined as subclasses.			
Base	<i>ARObject</i> , <i>AtpDefinition</i> , <i>EcucCommonAttributes</i> , <i>EcucDefinitionElement</i> , <i>Identifiable</i> , <i>Multilanguage</i> , <i>Referrable</i> , <i>Referrable</i>			
Subclasses	<i>EcucAbstractStringParamDef</i> , <i>EcucAddInfoParamDef</i> , <i>EcucBooleanParamDef</i> , <i>EcucEnumerationParamDef</i> , <i>EcucFloatParamDef</i> , <i>EcucIntegerParamDef</i>			
Aggregated by	<i>EcucDestinationUriPolicy</i> . <i>parameter</i> , <i>EcucParamConfContainerDef</i> . <i>parameter</i>			
Attribute	Type	Mult.	Kind	Note
derivation	EcucDerivation Specification	0..1	aggr	A derivation of a Configuration Parameter value can be specified by an informal Calculation Formula or by a formal language that can be used to specify the computational rules.
symbolicName Value	Boolean	0..1	attr	Specifies that this parameter's value is used, together with the aggregating container, to derive a symbolic name definition. See chapter "Representation of Symbolic Names" in Ecuc specification for more details.
withAuto	Boolean	0..1	attr	Specifies whether it shall be allowed on the value side to specify this parameter value as "AUTO". If withAuto is "true" it shall be possible to set the "isAuto Value" attribute of the respective parameter to "true". This means that the actual value will not be considered during ECU Configuration but will be (re-)calculated by the code generator and stored in the value attribute afterwards. These implicit updated values might require a re-generation of other modules which reference these values. If withAuto is "false" it shall not be possible to set the "isAuto Value" attribute of the respective parameter to "true". If withAuto is not present the default is "false".

Table C.52: EcucParameterDef

Class	EcucParameterValue (abstract)			
Package	M2::AUTOSARTemplates::ECUCDescriptionTemplate			
Note	Common class to all types of configuration values.			
Base	<i>ARObject</i> , <i>EcucIndexableValue</i>			
Subclasses	<i>EcucAddInfoParamValue</i> , <i>EcucNumericalParamValue</i> , <i>EcucTextualParamValue</i>			





Class	EcucParameterValue (abstract)			
Aggregated by	EcucContainerValue.parameterValue			
Attribute	Type	Mult.	Kind	Note
annotation	Annotation	*	aggr	Possibility to provide additional notes while defining the ECU Configuration Parameter Values. These are not intended as documentation but are mere design notes. Tags: xml.sequenceOffset=10
definition	EcucParameterDef	0..1	ref	Reference to the definition of this EcucParameterValue subclasses in the ECU Configuration Parameter Definition. Tags: xml.sequenceOffset=-10
isAutoValue	Boolean	0..1	attr	If withAuto is set to "true" for this parameter definition the isAutoValue can be set to "true". If isAutoValue is set to "true" the actual value will not be considered during ECU Configuration but will be (re-)calculated by the code generator and stored in the value attribute afterwards. These implicit updated values might require a re-generation of other modules which reference these values. If isAutoValue is not present the default is "false". Tags: xml.sequenceOffset=20

Table C.53: EcucParameterValue

Class	EcucReferenceDef			
Package	M2::AUTOSARTemplates::ECUCParameterDefTemplate			
Note	Specify references within the ECU Configuration Description between parameter containers.			
Base	<i>ARObject, AtpDefinition, EcucAbstractInternalReferenceDef, EcucAbstractReferenceDef, EcucCommonAttributes, EcucDefinitionElement, Identifiable, MultilanguageReferrable, Referrable</i>			
Aggregated by	EcucDestinationUriPolicy.reference , EcucParamConfContainerDef.reference			
Attribute	Type	Mult.	Kind	Note
destination	EcucContainerDef	0..1	ref	Exactly one reference to a parameter container is allowed as destination. Stereotypes: atpUriDef

Table C.54: EcucReferenceDef

Class	EcucTextualParamValue			
Package	M2::AUTOSARTemplates::ECUCDescriptionTemplate			
Note	Holding a value which is not subject to variation.			
Base	<i>ARObject, EcucIndexableValue, EcucParameterValue</i>			
Aggregated by	EcucContainerValue.parameterValue			
Attribute	Type	Mult.	Kind	Note
value	VerbatimString	0..1	attr	Value of the parameter, not subject to variant handling.

Table C.55: EcucTextualParamValue

Class	EcucUriReferenceDef			
Package	M2::AUTOSARTemplates::ECUCParameterDefTemplate			
Note	Definition of reference with a destination that is specified via a destinationUri. With such a reference it is possible to define a reference to a EcucContainerDef in a different module independent from the concrete definition of the target container.			
Base	ARObject, AtpDefinition, EcucAbstractInternalReferenceDef, EcucAbstractReferenceDef, EcucCommonAttributes, EcucDefinitionElement, Identifiable , MultilanguageReferrable , Referrable			
Aggregated by	EcucDestinationUriPolicy.reference, EcucParamConfContainerDef.reference			
Attribute	Type	Mult.	Kind	Note
destinationUri	EcucDestinationUriDef	0..1	ref	Any EcucContainerDef with a destinationUri that is identical to the destinationUri that is referenced here defines a valid target. Stereotypes: atpUriDef

Table C.56: EcucUriReferenceDef

Class	FlatMap			
Package	M2::AUTOSARTemplates::CommonStructure::FlatMap			
Note	<p>Contains a flat list of references to software objects. This list is used to identify instances and to resolve name conflicts. The scope is given by the RootSwCompositionPrototype for which it is used, i.e. it can be applied to a system, system extract or ECU-extract.</p> <p>An instance of FlatMap may also be used in a preliminary context, e.g. in the scope of a software component before integration into a system. In this case it is not referred by a RootSwComposition Prototype.</p> <p>Tags: atp.recommendedPackage=FlatMaps</p>			
Base	ARElement , ARObject , AtpBlueprint , AtpBlueprintable , CollectableElement , Identifiable , MultilanguageReferrable , PackageableElement , Referrable			
Aggregated by	ARPackage.element			
Attribute	Type	Mult.	Kind	Note
instance	FlatInstanceDescriptor	*	aggr	<p>A descriptor instance aggregated in the flat map.</p> <p>The variation point accounts for the fact, that the system in scope can be subject to variability, and thus the existence of some instances is variable.</p> <p>The aggregation has been made splittable because the content might be contributed by different stakeholders at different times in the workflow. Plus, the overall size might be so big that eventually it becomes more manageable if it is distributed over several files.</p> <p>Stereotypes: atpSplittable; atpVariation Tags: atp.Splitkey=instance.shortName, instance.variationPoint.shortLabel vh.latestBindingTime=postBuild</p>

Table C.57: FlatMap

Class	Identifiable (abstract)			
Package	M2::AUTOSARTemplates::GenericStructure::GeneralTemplateClasses::Identifiable			
Note	Instances of this class can be referred to by their identifier (within the namespace borders). In addition to this, Identifiables are objects which contribute significantly to the overall structure of an AUTOSAR description. In particular, Identifiables might contain Identifiables.			
Base	ARObject , MultilanguageReferrable , Referrable			





Class	Identifiable (abstract)			
Subclasses	<p> ARPackage, AbstractDolpLogicAddressProps, AbstractEvent, AbstractImplementationDataTypeElement, AbstractSecurityEventFilter, AbstractSecurityIdsmInstanceFilter, AbstractServiceInstance, AppOsTaskProxyToEcuTaskProxyMapping, ApplicationEndpoint, ApplicationError, ApplicationPartitionToEcuPartitionMapping, AppliedStandard, AsynchronousServerCallResultPoint, AtpBlueprint, AtpBlueprintable, AtpClassifier, AtpFeature, AutosarOperationArgumentInstance, AutosarVariableInstance, BinaryManifestAddressableObject, BinaryManifestItemDefinition, BinaryManifestResource, BinaryManifestResourceDefinition, BlockState, BswInternalTriggeringPoint, BswModuleDependency, BuildActionEntity, BuildActionEnvironment, CanTpAddress, CanTpChannel, CanTpNode, Chapter, ClassContentConditional, ClientIdDefinition, ClientServerOperation, Code, CollectableElement, ComManagementMapping, CommConnectorPort, CommunicationConnector, CommunicationController, Compiler, ConsistencyNeeds, ConsumedEventGroup, CouplingElementAbstractDetails, CouplingPort, CouplingPortAbstractShaper, CouplingPortStructuralElement, CpSoftwareClusterResource, CpSoftwareClusterResourceToApplicationPartitionMapping, CpSoftwareClusterToApplicationPartitionMapping, CpSoftwareClusterToEcuInstanceMapping, CpSoftwareClusterToResourceMapping, CryptoServiceMapping, DataPrototypeGroup, DataPrototypeTransformationPropsIdent, DataTransformation, DdsCpDomain, DdsCpPartition, DdsCpQosProfile, DdsCpTopic, DependencyOnArtifact, DiagEventDebounceAlgorithm, DiagnosticAuthTransmitCertificateEvaluation, DiagnosticConnectedIndicator, DiagnosticDataElement, DiagnosticDebounceAlgorithmProps, DiagnosticFunctionInhibitSource, DiagnosticParameterElement, DiagnosticRoutineSubfunction, DltApplication, DltArgument, DltLogChannel, DltMessage, DolpInterface, DolpLogicAddress, DolpRoutingActivation, ECUMapping, EOCExecutableEntityRefAbstract, EcuPartition, EcucContainerValue, EcucDefinitionElement, EcucDestinationUriDef, EcucEnumerationLiteralDef, EcucQuery, EcucValidationCondition, EndToEndProtection, EthernetWakeupSleepOnDataLineConfig, EventHandler, ExclusiveArea, ExecutableEntity, ExecutionTime, FMAttributeDef, FMFeatureMapAssertion, FMFeatureMapCondition, FMFeatureMapElement, FMFeatureRelation, FMFeatureRestriction, FMFeatureSelection, FlatInstanceDescriptor, FlexrayArTpNode, FlexrayTpConnectionControl, FlexrayTpNode, FlexrayTpPduPool, FrameTriggering, GeneralParameter, GlobalTimeGateway, GlobalTimeMaster, GlobalTimeSlave, HeapUsage, HwAttributeDef, HwAttributeLiteralDef, HwPin, HwPinGroup, IEEE1722TpAcfBus, IEEE1722TpAcfBusPart, IPSecRule, IPv6ExtHeaderFilterList, ISignalToIPduMapping, ISignalTriggering, IdentCaption, ImpositionTime, InternalTriggeringPoint, J1939SharedAddressCluster, J1939TpNode, Keyword, LifeCycleState, LinScheduleTable, LinTpNode, Linker, MacAddressVlanMembership, MacMulticastGroup, MacSecKayParticipant, McDataInstance, MemorySection, ModeDeclaration, ModeDeclarationMapping, ModeSwitchPoint, NetworkEndpoint, NmCluster, NmEcu, NmNode, NvBlockDescriptor, PackageableElement, ParameterAccess, PduActivationRoutingGroup, PduToFrameMapping, PduTriggering, PerInstanceMemory, PhysicalChannel, PortElementToCommunicationResourceMapping, PortGroup, PortInterfaceMapping, ResourceConsumption, RootSwCompositionPrototype, RptComponent, RptContainer, RptExecutableEntity, RptExecutableEntityEvent, RptExecutionContext, RptProfile, RptServicePoint, RteEventInCompositionSeparation, RteEventInCompositionToOsTaskProxyMapping, RteEventInSystemSeparation, RteEventInSystemToOsTaskProxyMapping, RunnableEntityGroup, SdgAttribute, SdgClass, SecOcJobRequirement, SecureCommunicationAuthenticationProps, SecureCommunicationFreshnessProps, SecurityEventContextDataElement, SecurityEventContextProps, ServerCallPoint, ServiceNeeds, SignalServiceTranslationElementProps, SignalServiceTranslationEventProps, SignalServiceTranslationProps, SocketAddress, SomeipTpChannel, SpecElementReference, StackUsage, StaticSocketConnection, StructuredReq, SwGenericAxisParamType, SwServiceArg, SwcServiceDependency, SwcToApplicationPartitionMapping, SwcToEcuMapping, SwcToImplMapping, SwitchAsynchronousTrafficShaperGroupEntry, SwitchFlowMeteringEntry, SwitchStreamFilterActionDestPortModification, SwitchStreamFilterEntry, SwitchStreamFilterRule, SwitchStreamGateEntry, SwitchStreamIdentification, SystemMapping, SystemSignalGroupToCommunicationResourceMapping, SystemSignalToCommunicationResourceMapping, TDCpSoftwareClusterMapping, TDCpSoftwareClusterResourceMapping, TcpOptionFilterList, TimingClock, TimingClockSyncAccuracy, TimingCondition, TimingConstraint, TimingDescription, TimingExtensionResource, TimingModelInstance, TlsCryptoCipherSuite, TlsCryptoCipherSuiteProps, Topic1, TpAddress, TraceableTable, TraceableText, TracedFailure, TransformationSignalPropsIdent, TransformationProps, TransformationTechnology, Trigger, VariableAccess, VariationPointProxy, ViewMap, VlanConfig, WaitPoint </p>			
Attribute	Type	Mult.	Kind	Note
adminData	AdminData	0..1	aggr	This represents the administrative data for the identifiable object. Stereotypes: atpSplittable Tags: atp.Splitkey=adminData xml.sequenceOffset=-40





Class	Identifiable (abstract)			
annotation	Annotation	*	aggr	Possibility to provide additional notes while defining a model element (e.g. the ECU Configuration Parameter Values). These are not intended as documentation but are mere design notes. Tags: xml.sequenceOffset=-25
category	CategoryString	0..1	attr	The category is a keyword that specializes the semantics of the Identifiable. It affects the expected existence of attributes and the applicability of constraints. Tags: xml.sequenceOffset=-50
desc	MultiLanguageOverview Paragraph	0..1	aggr	This represents a general but brief (one paragraph) description what the object in question is about. It is only one paragraph! Desc is intended to be collected into overview tables. This property helps a human reader to identify the object in question. More elaborate documentation, (in particular how the object is built or used) should go to "introduction". Tags: xml.sequenceOffset=-60
introduction	DocumentationBlock	0..1	aggr	This represents more information about how the object in question is built or is used. Therefore it is a DocumentationBlock. Tags: xml.sequenceOffset=-30
uuid	String	0..1	attr	The purpose of this attribute is to provide a globally unique identifier for an instance of a meta-class. The values of this attribute should be globally unique strings prefixed by the type of identifier. For example, to include a DCE UUID as defined by The Open Group, the UUID would be preceded by "DCE:". The values of this attribute may be used to support merging of different AUTOSAR models. The form of the UUID (Universally Unique Identifier) is taken from a standard defined by the Open Group (was Open Software Foundation). This standard is widely used, including by Microsoft for COM (GUIDs) and by many companies for DCE, which is based on CORBA. The method for generating these 128-bit IDs is published in the standard and the effectiveness and uniqueness of the IDs is not in practice disputed. If the id namespace is omitted, DCE is assumed. An example is "DCE:2fac1234-31f8-11b4-a222-08002b34c003". The uuid attribute has no semantic meaning for an AUTOSAR model and there is no requirement for AUTOSAR tools to manage the timestamp. Tags: xml.attribute=true

Table C.58: Identifiable

Class	ImplementationDataType
Package	M2::AUTOSARTemplates::CommonStructure::ImplementationDataTypes
Note	Describes a reusable data type on the implementation level. This will typically correspond to a typedef in C-code. Tags: atp.recommendedPackage=ImplementationDataTypes
Base	ARElement , ARObject , AbstractImplementationDataType , AtpBlueprint , AtpBlueprintable , AtpClassifier , AtpType , AutosarDataType , CollectableElement , Identifiable , MultilanguageReferrable , PackageableElement , Referrable
Aggregated by	ARPackage.element





Class	ImplementationDataType			
Attribute	Type	Mult.	Kind	Note
dynamicArray SizeProfile	String	0..1	attr	Specifies the profile which the array will follow in case this data type is a variable size array.
isStructWith Optional Element	Boolean	0..1	attr	This attribute is only valid if the attribute category is set to STRUCTURE. If set to true, this attribute indicates that the ImplementationDataType has been created with the intention to define at least one element of the structure as optional.
subElement (ordered)	ImplementationData TypeElement	*	aggr	Specifies an element of an array, struct, or union data type. The aggregation of ImplementationDataTypeElement is subject to variability with the purpose to support the conditional existence of elements inside a ImplementationDataType representing a structure. Stereotypes: atpSplitable; atpVariation Tags: atp.Splitkey=subElement.shortName, subElement.variationPoint.shortLabel vh.latestBindingTime=preCompileTime
symbolProps	SymbolProps	0..1	aggr	This represents the SymbolProps for the ImplementationDataType. Stereotypes: atpSplitable Tags: atp.Splitkey=symbolProps.shortName
typeEmitter	NameToken	0..1	attr	This attribute is used to control which part of the AUTOSAR toolchain is supposed to trigger data type definitions.

Table C.59: ImplementationDataType

Class	ImpositionTime			
Package	M2::AUTOSARTemplates::GenericStructure::ImpositionTimes			
Note	This meta class represents one particular imposition time.			
Base	ARObject, AtpBlueprint , AtpBlueprintable , Identifiable , MultilanguageReferrable , Referrable			
Aggregated by	ImpositionTimeDefinitionGroup.impositionTime			
Attribute	Type	Mult.	Kind	Note
–	–	–	–	–

Table C.60: ImpositionTime

Class	Keyword			
Package	M2::AUTOSARTemplates::CommonStructure::StandardizationTemplate::Keyword			
Note	This meta-class represents the ability to predefine keywords which may subsequently be used to construct names following a given naming convention, e.g. the AUTOSAR naming conventions. Note that such names is not only shortName. It could be symbol, or even longName. Application of keywords is not limited to particular names.			
Base	ARObject, Identifiable , MultilanguageReferrable , Referrable			
Aggregated by	KeywordSet .keyword			
Attribute	Type	Mult.	Kind	Note





Class	Keyword			
abbrName	NameToken	1	attr	This attribute specifies an abbreviated name of a keyword. This abbreviation may e.g. be used for constructing valid shortNames according to the AUTOSAR naming conventions. Unlike shortName, it may contain any name token. E.g. it may consist of digits only.
classification	NameToken	*	attr	This attribute allows to attach classification to the Keyword such as MEAN, ACTION, CONDITION, INDEX, PREPOSITION

Table C.61: Keyword

Class	KeywordSet			
Package	M2::AUTOSARTemplates::CommonStructure::StandardizationTemplate::Keyword			
Note	This meta--class represents the ability to collect a set of predefined keywords. Tags: atp.recommendedPackage=KeywordSets			
Base	ARElement , ARObject , AtpBlueprint , AtpBlueprintable , CollectableElement , Identifiable , MultilanguageReferrable , PackageableElement , Referrable			
Aggregated by	ARPackage.element			
Attribute	Type	Mult.	Kind	Note
keyword	Keyword	*	aggr	This is one particular keyword in the keyword set.

Table C.62: KeywordSet

Class	LifeCycleInfo			
Package	M2::AUTOSARTemplates::GenericStructure::LifeCycles			
Note	LifeCycleInfo describes the life cycle state of an element together with additional information like what to use instead			
Base	ARObject			
Aggregated by	LifeCycleInfoSet.lifeCycleInfo			
Attribute	Type	Mult.	Kind	Note
lcObject	Referrable	1	ref	Element(s) have the life cycle as described in lcState.
lcState	LifeCycleState	0..1	ref	This denotes the particular state assigned to the object. If no lcState is given then the default life cycle state of LifeCycleInfoSet is assumed.
periodBegin	LifeCyclePeriod	0..1	aggr	Starting point of period in which the element has the denoted life cycle state lcState. If no periodBegin is given then the default period begin of LifeCycleInfoSet is assumed.
periodEnd	LifeCyclePeriod	0..1	aggr	Expiry date, i.e. end point of period the element does not have the denoted life cycle state lcState any more. If no periodEnd is given then the default period begin of LifeCycleInfoSet is assumed.
remark	DocumentationBlock	0..1	aggr	Remark describing for example <ul style="list-style-type: none"> • why the element was given the specified life cycle • the semantics of useInstead





Class	LifeCycleInfo			
useInstead	Referrable	*	ref	Element(s) that should be used instead of the one denoted in referrable . Only relevant in case of life cycle states lcState unlike "valid". In case there are multiple references the exact semantics shall be individually described in the remark.

Table C.63: LifeCycleInfo

Class	LifeCycleInfoSet			
Package	M2::AUTOSARTemplates::GenericStructure::LifeCycles			
Note	This meta class represents the ability to attach a life cycle information to a particular set of elements. The information can be defined for a particular period. This supports the definition of transition plans. If no period is specified, the life cycle state applies forever. Tags: atp.recommendedPackage=LifeCycleInfoSets			
Base	ARElement , ARObject , CollectableElement , Identifiable , MultilanguageReferrable , PackageableElement , Referrable			
Aggregated by	ARPackage.element			
Attribute	Type	Mult.	Kind	Note
defaultLcState	LifeCycleState	1	ref	This denotes the default life cycle state. To be used in all LifeCycleInfo elements within the LifeCycleInfoSet if no life cycle state is stated there explicitly. I.e. the defaultLcState can be overwritten in LifeCycleInfo elements.
defaultPeriod Begin	LifeCyclePeriod	0..1	aggr	Default starting point of period in which all the specified LifeCycleInfo apply. Note that the default period can be overridden for each LifeCycleInfo individually.
defaultPeriod End	LifeCyclePeriod	0..1	aggr	Default expiry date, i.e. default end point of period for which all specified LifeCycleInfo apply. Note that the default period can be overridden for each LifeCycleInfo individually.
lifeCycleInfo	LifeCycleInfo	*	aggr	This represents one particular life cycle information.
usedLifeCycle StateDefinition Group	LifeCycleStateDefinition Group	1	ref	This denotes the life cycle states applicable to the current life cycle info set.

Table C.64: LifeCycleInfoSet

Class	LifeCycleState			
Package	M2::AUTOSARTemplates::GenericStructure::LifeCycles			
Note	This meta class represents one particular state in the LifeCycle.			
Base	ARObject , AtpBlueprint , AtpBlueprintable , Identifiable , MultilanguageReferrable , Referrable			
Aggregated by	LifeCycleStateDefinitionGroup.lcState			
Attribute	Type	Mult.	Kind	Note
–	–	–	–	–

Table C.65: LifeCycleState

Class	LifeCycleStateDefinitionGroup			
Package	M2::AUTOSARTemplates::GenericStructure::LifeCycles			
Note	This meta class represents the ability to define the states and properties of one particular life cycle. Tags: atp.recommendedPackage=LifeCycleStateDefintionGroups			
Base	ARElement , ARObject , AtpBlueprint , AtpBlueprintable , CollectableElement , Identifiable , MultilanguageReferrable , PackageableElement , Referrable			
Aggregated by	ARPackage.element			
Attribute	Type	Mult.	Kind	Note
lcState	LifeCycleState	*	aggr	Describes a single life cycle state of this life cycle state definition group.

Table C.66: LifeCycleStateDefinitionGroup

Primitive	Limit			
Package	M2::AUTOSARTemplates::GenericStructure::GeneralTemplateClasses::PrimitiveTypes			
Note	This class represents the ability to express a numerical limit. Note that this is in fact a NumericalVariation Point but has the additional attribute intervalType. Tags: xml.xsd.customType=LIMIT-VALUE xml.xsd.pattern=(0[xX][0-9a-fA-F+]) (0[0-7]+) (0[bB][0-1]+) ([+-]?[1-9][0-9]+(\.[0-9]+)? [+-]?[0-9](\.[0-9]+)?)([eE]([+-]?[0-9]+)? \.[0]INF -INF NaN xml.xsd.type=string			
Attribute	Type	Mult.	Kind	Note
intervalType	IntervalTypeEnum	0..1	attr	This specifies the type of the interval. If the attribute is missing the interval shall be considered as "CLOSED". Tags: xml.attribute=true

Table C.67: Limit

Class	ModeDeclarationGroup			
Package	M2::AUTOSARTemplates::CommonStructure::ModeDeclaration			
Note	A collection of Mode Declarations. Also, the initial mode is explicitly identified. Tags: atp.recommendedPackage=ModeDeclarationGroups			
Base	ARElement , ARObject , AtpBlueprint , AtpBlueprintable , AtpClassifier , AtpType , CollectableElement , Identifiable , MultilanguageReferrable , PackageableElement , Referrable , UploadableDesignElement , UploadablePackageElement			
Aggregated by	ARPackage.element			
Attribute	Type	Mult.	Kind	Note
initialMode	ModeDeclaration	0..1	ref	The initial mode of the ModeDeclarationGroup. This mode is active before any mode switches occurred.
mode Declaration	ModeDeclaration	*	aggr	The ModeDeclarations collected in this ModeDeclaration Group. Stereotypes: atpSplittable; atpVariation Tags: atp.Splitkey=modeDeclaration.shortName, mode Declaration.variationPoint.shortLabel vh.latestBindingTime=blueprintDerivationTime
modeManager ErrorBehavior	ModeErrorBehavior	0..1	aggr	This represents the ability to define the error behavior expected by the mode manager in case of errors on the mode user side (e.g. terminated mode user).
modeTransition	ModeTransition	*	aggr	This represents the available ModeTransitions of the ModeDeclarationGroup





Class	ModeDeclarationGroup			
modeUserError Behavior	ModeErrorBehavior	0..1	aggr	This represents the definition of the error behavior expected by the mode user in case of errors on the mode manager side (e.g. terminated mode manager).
onTransition Value	PositiveInteger	0..1	attr	The value of this attribute shall be taken into account by the RTE generator for programmatically representing a value used for the transition between two statuses.

Table C.68: ModeDeclarationGroup

Class	MultilanguageReferrable (abstract)			
Package	M2::AUTOSARTemplates::GenericStructure::GeneralTemplateClasses::Identifiable			
Note	Instances of this class can be referred to by their identifier (while adhering to namespace borders). They also may have a longName. But they are not considered to contribute substantially to the overall structure of an AUTOSAR description. In particular it does not contain other Referrables.			
Base	ARObject, Referrable			
Subclasses	Caption, DefItem, DocumentationContext, Identifiable , SdgCaption, TraceReferrable , Traceable			
Attribute	Type	Mult.	Kind	Note
longName	MultilanguageLong Name	0..1	aggr	This specifies the long name of the object. Long name is targeted to human readers and acts like a headline.

Table C.69: MultilanguageReferrable

Class	NonqueuedReceiverComSpec			
Package	M2::AUTOSARTemplates::SWComponentTemplate::Communication			
Note	Communication attributes specific to non-queued receiving.			
Base	ARObject, RPortComSpec , ReceiverComSpec			
Aggregated by	AbstractRequiredPortPrototype.requiredComSpec , PortPrototypeBlueprint.requiredComSpec			
Attribute	Type	Mult.	Kind	Note
aliveTimeout	TimeValue	0..1	attr	Specify the amount of time (in seconds) after which the software component (via the RTE) needs to be notified if the corresponding data item have not been received according to the specified timing description. If the aliveTimeout attribute is 0 no timeout monitoring shall be performed.
enableUpdate	Boolean	0..1	attr	This attribute controls whether application code is entitled to check whether the value of the corresponding Variable DataPrototype has been updated.
filter	DataFilter	0..1	aggr	The applicable filter algorithm for filtering the value of the corresponding dataElement.
handleData Status	Boolean	0..1	attr	If this attribute is set to true, then the Rte_IStatus API shall exist. If the attribute does not exist or is set to false, then the Rte_IStatus API may still exist in response to the existence of further conditions.





Class	NonqueuedReceiverComSpec			
handleNeverReceived	Boolean	0..1	attr	This attribute specifies whether for the corresponding VariableDataPrototype the "never received" flag is available. If yes, the RTE is supposed to assume that initially the VariableDataPrototype has not been received before. After the first reception of the corresponding VariableDataPrototype the flag is cleared. <ul style="list-style-type: none"> • If the value of this attribute is set to "true" the flag is required. • If set to "false", the RTE shall not support the "never received" functionality for the corresponding VariableDataPrototype.
handleTimeoutType	HandleTimeoutEnum	0..1	attr	This attribute controls the behavior with respect to the handling of timeouts.
initValue	ValueSpecification	0..1	aggr	Initial value to be used in case the sending component is not yet initialized. If the sender also specifies an initial value, then the receiver's value will be used.
timeoutSubstitutionValue	ValueSpecification	0..1	aggr	This attribute represents the substitution value applicable in the case of a timeout.

Table C.70: NonqueuedReceiverComSpec

Class	NonqueuedSenderComSpec			
Package	M2::AUTOSARTemplates::SWComponentTemplate::Communication			
Note	Communication attributes for non-queued sender/receiver communication (sender side)			
Base	ARObject, PPortComSpec, SenderComSpec			
Aggregated by	AbstractProvidedPortPrototype.providedComSpec, PortPrototypeBlueprint.providedComSpec			
Attribute	Type	Mult.	Kind	Note
dataFilter	DataFilter	0..1	aggr	The applicable filter algorithm for filtering the value of the corresponding dataElement.
initValue	ValueSpecification	0..1	aggr	Initial value to be sent if sender component is not yet fully initialized, but receiver needs data already.

Table C.71: NonqueuedSenderComSpec

Class	PPortComSpec (abstract)			
Package	M2::AUTOSARTemplates::SWComponentTemplate::Communication			
Note	Communication attributes of a provided PortPrototype. This class will contain attributes that are valid for all kinds of provide ports, independent of client-server or sender-receiver communication patterns.			
Base	ARObject			
Subclasses	ModeSwitchSenderComSpec, NvProvideComSpec, ParameterProvideComSpec, SenderComSpec, ServerComSpec			
Aggregated by	AbstractProvidedPortPrototype.providedComSpec, PortPrototypeBlueprint.providedComSpec			
Attribute	Type	Mult.	Kind	Note
–	–	–	–	–

Table C.72: PPortComSpec

Class	PPortPrototype			
Package	M2::AUTOSARTemplates::SWComponentTemplate::Components			
Note	Component port providing a certain port interface.			
Base	ARObject, AbstractProvidedPortPrototype, AtpBlueprintable, AtpFeature, AtpPrototype, Identifiable, MultilanguageReferrable, PortPrototype, Referrable			
Aggregated by	AtpClassifier.atpFeature, SwComponentType.port			
Attribute	Type	Mult.	Kind	Note
provided Interface	PortInterface	0..1	tref	The interface that this port provides. Stereotypes: isOfType

Table C.73: PPortPrototype

Class	PRPortPrototype			
Package	M2::AUTOSARTemplates::SWComponentTemplate::Components			
Note	This kind of PortPrototype can take the role of both a required and a provided PortPrototype.			
Base	ARObject, AbstractProvidedPortPrototype, AbstractRequiredPortPrototype, AtpBlueprintable, AtpFeature, AtpPrototype, Identifiable, MultilanguageReferrable, PortPrototype, Referrable			
Aggregated by	AtpClassifier.atpFeature, SwComponentType.port			
Attribute	Type	Mult.	Kind	Note
provided Required Interface	PortInterface	0..1	tref	This represents the PortInterface used to type the PRPort Prototype Stereotypes: isOfType

Table C.74: PRPortPrototype

Class	PortDefinedArgumentValue			
Package	M2::AUTOSARTemplates::SWComponentTemplate::SwcInternalBehavior::PortAPIOptions			
Note	A PortDefinedArgumentValue is passed to a RunnableEntity dealing with the ClientServerOperations provided by a given PortPrototype. Note that this is restricted to PPortPrototypes of a ClientServer Interface.			
Base	ARObject			
Aggregated by	PortAPIOption.portArgValue			
Attribute	Type	Mult.	Kind	Note
value	ValueSpecification	0..1	aggr	Specifies the actual value.
valueType	ImplementationData Type	0..1	tref	The implementation type of this argument value. It should not be composite type or a pointer. Stereotypes: isOfType

Table C.75: PortDefinedArgumentValue

Class	PortInterface (abstract)			
Package	M2::AUTOSARTemplates::SWComponentTemplate::PortInterface			
Note	Abstract base class for an interface that is either provided or required by a port of a software component.			
Base	ARElement, ARObject, AtpBlueprint, AtpBlueprintable, AtpClassifier, AtpType, CollectableElement, Identifiable, MultilanguageReferrable, PackageableElement, Referrable			
Subclasses	ClientServerInterface, DataInterface, ModeSwitchInterface, TriggerInterface			
Aggregated by	ARPackage.element			
Attribute	Type	Mult.	Kind	Note





Class	PortInterface (abstract)			
isService	Boolean	0..1	attr	This flag is set if the PortInterface is to be used for communication between an <ul style="list-style-type: none"> • ApplicationSwComponentType or • ServiceProxySwComponentType or • SensorActuatorSwComponentType or • ComplexDeviceDriverSwComponentType • ServiceSwComponentType • EcuAbstractionSwComponentType and a ServiceSwComponentType (namely an AUTOSAR Service) located on the same ECU. Otherwise the flag is not set. Stereotypes: atpVariation Tags: vh.latestBindingTime=blueprintDerivationTime
serviceKind	ServiceProviderEnum	0..1	attr	This attribute provides further details about the nature of the applied service.

Table C.76: PortInterface

Class	PortInterfaceMapping (abstract)			
Package	M2::AUTOSARTemplates::SWComponentTemplate::PortInterface			
Note	Specifies one PortInterfaceMapping to support the connection of Ports typed by two different Port Interfaces with PortInterface elements having unequal names and/or unequal semantic (resolution or range).			
Base	<i>ARObject</i> , <i>AtpBlueprint</i> , <i>AtpBlueprintable</i> , <i>Identifiable</i> , <i>MultilanguageReferrable</i> , <i>Referrable</i>			
Subclasses	ClientServerInterfaceMapping, ModelInterfaceMapping, TriggerInterfaceMapping, VariableAndParameterInterfaceMapping			
Aggregated by	PortInterfaceMappingSet.portInterfaceMapping			
Attribute	Type	Mult.	Kind	Note
–	–	–	–	–

Table C.77: PortInterfaceMapping

Class	PortInterfaceMappingSet			
Package	M2::AUTOSARTemplates::SWComponentTemplate::PortInterface			
Note	Specifies a set of (one or more) PortInterfaceMappings. Tags: atp.recommendedPackage=PortInterfaceMappingSets			
Base	<i>ARElement</i> , <i>ARObject</i> , <i>AtpBlueprint</i> , <i>AtpBlueprintable</i> , <i>CollectableElement</i> , <i>Identifiable</i> , <i>MultilanguageReferrable</i> , <i>PackageableElement</i> , <i>Referrable</i>			
Aggregated by	ARPackage.element			
Attribute	Type	Mult.	Kind	Note
–	–	–	–	–





Class	PortInterfaceMappingSet			
portInterfaceMapping	PortInterfaceMapping	*	aggr	Specifies one PortInterfaceMapping to support the connection of Ports typed by two different PortInterfaces with PortInterface elements having unequal names and/or unequal semantic (resolution or range). Stereotypes: atpSplitable; atpVariation Tags: atp.Splitkey=portInterfaceMapping.shortName, portInterfaceMapping.variationPoint.shortLabel vh.latestBindingTime=blueprintDerivationTime

Table C.78: PortInterfaceMappingSet

Class	PortPrototype (abstract)			
Package	M2::AUTOSARTemplates::SWComponentTemplate::Components			
Note	Base class for the ports of an AUTOSAR software component. The aggregation of PortPrototypes is subject to variability with the purpose to support the conditional existence of ports.			
Base	ARObject, AtpBlueprintable , AtpFeature , AtpPrototype , Identifiable , MultilanguageReferrable , Referrable			
Subclasses	AbstractProvidedPortPrototype , AbstractRequiredPortPrototype			
Aggregated by	AtpClassifier.atpFeature , SwComponentType.port			
Attribute	Type	Mult.	Kind	Note
clientServerAnnotation	ClientServerAnnotation	*	aggr	Annotation of this PortPrototype with respect to client/server communication.
delegatedPortAnnotation	DelegatedPortAnnotation	0..1	aggr	Annotations on this delegated port.
ioHwAbstractionServerAnnotation	IoHwAbstractionServerAnnotation	*	aggr	Annotations on this IO Hardware Abstraction port.
modePortAnnotation	ModePortAnnotation	*	aggr	Annotations on this mode port.
nvDataPortAnnotation	NvDataPortAnnotation	*	aggr	Annotations on this non volatile data port.
parameterPortAnnotation	ParameterPortAnnotation	*	aggr	Annotations on this parameter port.
senderReceiverAnnotation	SenderReceiverAnnotation	*	aggr	Collection of annotations of this ports sender/receiver communication.
triggerPortAnnotation	TriggerPortAnnotation	*	aggr	Annotations on this trigger port.

Table C.79: PortPrototype

Class	RPortComSpec (abstract)			
Package	M2::AUTOSARTemplates::SWComponentTemplate::Communication			
Note	Communication attributes of a required PortPrototype. This class will contain attributes that are valid for all kinds of require-ports, independent of client-server or sender-receiver communication patterns.			
Base	ARObject			
Subclasses	ClientComSpec , ModeSwitchReceiverComSpec , NvRequireComSpec , ParameterRequireComSpec , ReceiverComSpec			
Aggregated by	AbstractRequiredPortPrototype.requiredComSpec , PortPrototypeBlueprint.requiredComSpec			
Attribute	Type	Mult.	Kind	Note
–	–	–	–	–

Table C.80: RPortComSpec

Class	RPortPrototype			
Package	M2::AUTOSARTemplates::SWComponentTemplate::Components			
Note	Component port requiring a certain port interface.			
Base	<i>ARObject</i> , <i>AbstractRequiredPortPrototype</i> , <i>AtpBlueprintable</i> , <i>AtpFeature</i> , <i>AtpPrototype</i> , <i>Identifiable</i> , <i>MultilanguageReferrable</i> , <i>PortPrototype</i> , <i>Referrable</i>			
Aggregated by	<i>AtpClassifier.atpFeature</i> , <i>SwComponentType.port</i>			
Attribute	Type	Mult.	Kind	Note
mayBe Unconnected	Boolean	0..1	attr	If set to true, this attribute indicates that the enclosing RPortPrototype may be left unconnected and that this aspect has explicitly been considered in the software-component's design.
required Interface	PortInterface	0..1	tref	The interface that this port requires. Stereotypes: isOfType

Table C.81: RPortPrototype

Class	Referrable (abstract)			
Package	M2::AUTOSARTemplates::GenericStructure::GeneralTemplateClasses::Identifiable			
Note	Instances of this class can be referred to by their identifier (while adhering to namespace borders).			
Base	<i>ARObject</i>			
Subclasses	<i>AtpDefinition</i> , <i>BswDistinguishedPartition</i> , <i>BswModuleCallPoint</i> , <i>BswModuleClientServerEntry</i> , <i>BswVariableAccess</i> , <i>CouplingPortTrafficClassAssignment</i> , <i>DiagnosticEnvModeElement</i> , <i>EthernetPriorityRegeneration</i> , <i>ExclusiveAreaNestingOrder</i> , <i>HwDescriptionEntity</i> , <i>ImplementationProps</i> , <i>LinSlaveConfigIdent</i> , <i>ModeTransition</i> , <i>MultilanguageReferrable</i> , <i>PncMappingIdent</i> , <i>SingleLanguageReferrable</i> , <i>SoConlPdulIdentifier</i> , <i>SocketConnectionBundle</i> , <i>TimeSyncServerConfiguration</i> , <i>TpConnectionIdent</i>			
Attribute	Type	Mult.	Kind	Note
shortName	Identifier	1	attr	This specifies an identifying shortName for the object. It needs to be unique within its context and is intended for humans but even more for technical reference. Stereotypes: atpIdentityContributor Tags: xml.enforceMinMultiplicity=true xml.sequenceOffset=-100
shortName Fragment	ShortNameFragment	*	aggr	This specifies how the Referrable.shortName is composed of several shortNameFragments. Tags: xml.sequenceOffset=-90

Table C.82: Referrable

Class	RunnableEntity			
Package	M2::AUTOSARTemplates::SWComponentTemplate::SwcInternalBehavior			
Note	A RunnableEntity represents the smallest code-fragment that is provided by an AtomicSwComponent Type and are executed under control of the RTE. RunnableEntities are for instance set up to respond to data reception or operation invocation on a server.			
Base	<i>ARObject</i> , <i>AtpClassifier</i> , <i>AtpFeature</i> , <i>AtpStructureElement</i> , <i>ExecutableEntity</i> , <i>Identifiable</i> , <i>MultilanguageReferrable</i> , <i>Referrable</i>			
Aggregated by	<i>AtpClassifier.atpFeature</i> , <i>SwcInternalBehavior.runnable</i>			
Attribute	Type	Mult.	Kind	Note
argument (ordered)	RunnableEntity Argument	*	aggr	This represents the formal definition of a an argument to a RunnableEntity.





Class	RunnableEntity			
asynchronous ServerCall ResultPoint	AsynchronousServer CallResultPoint	*	aggr	<p>The server call result point admits a runnable to fetch the result of an asynchronous server call.</p> <p>The aggregation of AsynchronousServerCallResultPoint is subject to variability with the purpose to support the conditional existence of client server PortPrototypes and the variant existence of server call result points in the implementation.</p> <p>Stereotypes: atpSplitable; atpVariation Tags: atp.Splitkey=asynchronousServerCallResultPoint.shortName, asynchronousServerCallResultPoint.variationPoint.shortLabel vh.latestBindingTime=preCompileTime</p>
canBelvoked Concurrently	Boolean	0..1	attr	<p>If the value of this attribute is set to "true" the enclosing RunnableEntity can be invoked concurrently (even for one instance of the corresponding AtomicSwComponent Type). This implies that it is the responsibility of the implementation of the RunnableEntity to take care of this form of concurrency.</p>
dataRead Access	VariableAccess	*	aggr	<p>RunnableEntity has implicit read access to dataElement of a sender-receiver PortPrototype or nv data of a nv data PortPrototype.</p> <p>The aggregation of dataReadAccess is subject to variability with the purpose to support the conditional existence of sender receiver ports or the variant existence of dataReadAccess in the implementation.</p> <p>Stereotypes: atpSplitable; atpVariation Tags: atp.Splitkey=dataReadAccess.shortName, dataReadAccess.variationPoint.shortLabel vh.latestBindingTime=preCompileTime</p>
dataReceive PointBy Argument	VariableAccess	*	aggr	<p>RunnableEntity has explicit read access to dataElement of a sender-receiver PortPrototype or nv data of a nv data PortPrototype. The result is passed back to the application by means of an argument in the function signature.</p> <p>The aggregation of dataReceivePointByArgument is subject to variability with the purpose to support the conditional existence of sender receiver PortPrototype or the variant existence of data receive points in the implementation.</p> <p>Stereotypes: atpSplitable; atpVariation Tags: atp.Splitkey=dataReceivePointByArgument.shortName, dataReceivePointByArgument.variationPoint.shortLabel vh.latestBindingTime=preCompileTime</p>





Class	RunnableEntity			
dataReceivePointByValue	VariableAccess	*	aggr	<p>RunnableEntity has explicit read access to dataElement of a sender-receiver PortPrototype or nv data of a nv data PortPrototype.</p> <p>The result is passed back to the application by means of the return value. The aggregation of dataReceivePointByValue is subject to variability with the purpose to support the conditional existence of sender receiver ports or the variant existence of data receive points in the implementation.</p> <p>Stereotypes: atpSplitable; atpVariation Tags: atp.Splitkey=dataReceivePointByValue.shortName, dataReceivePointByValue.variationPoint.shortLabel vh.latestBindingTime=preCompileTime</p>
dataSendPoint	VariableAccess	*	aggr	<p>RunnableEntity has explicit write access to dataElement of a sender-receiver PortPrototype or nv data of a nv data PortPrototype.</p> <p>The aggregation of dataSendPoint is subject to variability with the purpose to support the conditional existence of sender receiver PortPrototype or the variant existence of data send points in the implementation.</p> <p>Stereotypes: atpSplitable; atpVariation Tags: atp.Splitkey=dataSendPoint.shortName, dataSendPoint.variationPoint.shortLabel vh.latestBindingTime=preCompileTime</p>
dataWriteAccess	VariableAccess	*	aggr	<p>RunnableEntity has implicit write access to dataElement of a sender-receiver PortPrototype or nv data of a nv data PortPrototype.</p> <p>The aggregation of dataWriteAccess is subject to variability with the purpose to support the conditional existence of sender receiver ports or the variant existence of dataWriteAccess in the implementation.</p> <p>Stereotypes: atpSplitable; atpVariation Tags: atp.Splitkey=dataWriteAccess.shortName, dataWriteAccess.variationPoint.shortLabel vh.latestBindingTime=preCompileTime</p>
externalTriggeringPoint	ExternalTriggeringPoint	*	aggr	<p>The aggregation of ExternalTriggeringPoint is subject to variability with the purpose to support the conditional existence of trigger ports or the variant existence of external triggering points in the implementation.</p> <p>Stereotypes: atpSplitable; atpVariation Tags: atp.Splitkey=externalTriggeringPoint.ident.shortName, externalTriggeringPoint.variationPoint.shortLabel vh.latestBindingTime=preCompileTime</p>
internalTriggeringPoint	InternalTriggeringPoint	*	aggr	<p>The aggregation of InternalTriggeringPoint is subject to variability with the purpose to support the variant existence of internal triggering points in the implementation.</p> <p>Stereotypes: atpSplitable; atpVariation Tags: atp.Splitkey=internalTriggeringPoint.shortName, internalTriggeringPoint.variationPoint.shortLabel vh.latestBindingTime=preCompileTime</p>





Class	RunnableEntity			
modeAccess Point	ModeAccessPoint	*	aggr	<p>The runnable has a mode access point. The aggregation of ModeAccessPoint is subject to variability with the purpose to support the conditional existence of mode ports or the variant existence of mode access points in the implementation.</p> <p>Stereotypes: atpSplitable; atpVariation Tags: atp.Splitkey=modeAccessPoint.ident.shortName, modeAccessPoint.variationPoint.shortLabel vh.latestBindingTime=preCompileTime</p>
modeSwitch Point	ModeSwitchPoint	*	aggr	<p>The runnable has a mode switch point. The aggregation of ModeSwitchPoint is subject to variability with the purpose to support the conditional existence of mode ports or the variant existence of mode switch points in the implementation.</p> <p>Stereotypes: atpSplitable; atpVariation Tags: atp.Splitkey=modeSwitchPoint.shortName, modeSwitchPoint.variationPoint.shortLabel vh.latestBindingTime=preCompileTime</p>
parameter Access	ParameterAccess	*	aggr	<p>The presence of a ParameterAccess implies that a RunnableEntity needs read only access to a ParameterDataPrototype which may either be local or within a PortPrototype.</p> <p>The aggregation of ParameterAccess is subject to variability with the purpose to support the conditional existence of parameter ports and component local parameters as well as the variant existence of ParameterAccess (points) in the implementation.</p> <p>Stereotypes: atpSplitable; atpVariation Tags: atp.Splitkey=parameterAccess.shortName, parameterAccess.variationPoint.shortLabel vh.latestBindingTime=preCompileTime</p>
readLocal Variable	VariableAccess	*	aggr	<p>The presence of a readLocalVariable implies that a RunnableEntity needs read access to a VariableDataPrototype in the role of implicitInterRunnableVariable or explicitInterRunnableVariable.</p> <p>The aggregation of readLocalVariable is subject to variability with the purpose to support the conditional existence of implicitInterRunnableVariable and explicitInterRunnableVariable or the variant existence of readLocalVariable (points) in the implementation.</p> <p>Stereotypes: atpSplitable; atpVariation Tags: atp.Splitkey=readLocalVariable.shortName, readLocalVariable.variationPoint.shortLabel vh.latestBindingTime=preCompileTime</p>
serverCallPoint	ServerCallPoint	*	aggr	<p>The RunnableEntity has a ServerCallPoint. The aggregation of ServerCallPoint is subject to variability with the purpose to support the conditional existence of client server PortPrototypes or the variant existence of server call points in the implementation.</p> <p>Stereotypes: atpSplitable; atpVariation Tags: atp.Splitkey=serverCallPoint.shortName, serverCallPoint.variationPoint.shortLabel vh.latestBindingTime=preCompileTime</p>





Class	RunnableEntity			
symbol	CIdentifier	0..1	attr	The symbol describing this RunnableEntity's entry point. This is considered the API of the RunnableEntity and is required during the RTE contract phase.
waitPoint	WaitPoint	*	aggr	The WaitPoint associated with the RunnableEntity.
writtenLocal Variable	VariableAccess	*	aggr	<p>The presence of a writtenLocalVariable implies that a RunnableEntity needs write access to a VariableData Prototype in the role of implicitInterRunnableVariable or explicitInterRunnableVariable.</p> <p>The aggregation of writtenLocalVariable is subject to variability with the purpose to support the conditional existence of implicitInterRunnableVariable and explicitInterRunnableVariable or the variant existence of writtenLocalVariable (points) in the implementation.</p> <p>Stereotypes: atpSplitable; atpVariation Tags: atp.Splitkey=writtenLocalVariable.shortName, writtenLocalVariable.variationPoint.shortLabel vh.latestBindingTime=preCompileTime</p>

Table C.83: RunnableEntity

Class	RunnableEntityGroup			
Package	M2::AUTOSARTemplates::SWComponentTemplate::ImplicitCommunicationBehavior			
Note	This meta-class represents the ability to define a collection of RunnableEntities. The collection can be nested.			
Base	<i>ARObject</i> , <i>AtpClassifier</i> , <i>AtpFeature</i> , <i>AtpStructureElement</i> , Identifiable , MultilanguageReferrable , Referrable			
Aggregated by	<i>AtpClassifier.atpFeature</i> , ConsistencyNeeds.regDoesNotRequireStability , ConsistencyNeeds.regRequiresStability			
Attribute	Type	Mult.	Kind	Note
runnableEntity	RunnableEntity	*	iref	<p>This represents a collection of RunnableEntities that belong to the enclosing RunnableEntityGroup.</p> <p>Stereotypes: atpSplitable; atpVariation Tags: atp.Splitkey=runnableEntity.contextSwComponentPrototype, runnableEntity.targetRunnableEntity, runnableEntity.variationPoint.shortLabel vh.latestBindingTime=preCompileTime InstanceRef implemented by: RunnableEntityInCompositionInstanceRef</p>
runnableEntity Group	RunnableEntityGroup	*	iref	<p>This represents the ability to define nested groups of RunnableEntities.</p> <p>Stereotypes: atpSplitable; atpVariation Tags: atp.Splitkey=runnableEntityGroup.contextSwComponentPrototype, runnableEntityGroup.targetRunnableEntityGroup, runnableEntityGroup.variationPoint.shortLabel vh.latestBindingTime=preCompileTime InstanceRef implemented by: InnerRunnableEntityGroupInCompositionInstanceRef</p>

Table C.84: RunnableEntityGroup

Class	SdgClass			
Package	M2::AUTOSARTemplates::GenericStructure::GeneralTemplateClasses::SpecialDataDef			
Note	An SdgClass specifies the name and structure of the SDG that may be used to store proprietary data in an AUTOSAR model. The SdgClass is similar to an UML stereotype.			
Base	ARObject, Identifiable , MultilanguageReferrable , Referrable , SdgElementWithGid			
Aggregated by	SdgDef.sdgClass			
Attribute	Type	Mult.	Kind	Note
attribute (ordered)	SdgAttribute	*	aggr	Definition of the structure of the Sdg Tags: xml.sequenceOffset=30
caption	Boolean	0..1	attr	Specifies if a caption is required. Note: only Sdgs that have a caption can be referenced Tags: xml.sequenceOffset=20
extendsMeta Class	MetaClassName	0..1	attr	The AUTOSAR Meta-Class that may be extended by this Class. Tags: xml.sequenceOffset=10
sdgConstraint	TraceableText	*	ref	Semantic constraints that restrict the structure of the special data group. Tags: xml.sequenceOffset=40

Table C.85: SdgClass

Class	SdgDef			
Package	M2::AUTOSARTemplates::GenericStructure::GeneralTemplateClasses::SpecialDataDef			
Note	A SdgDef groups several SdgClasses which belong to the same extension. The concept of an SdgDef is similar to an UML Profile. Tags: atp.recommendedPackage=SdgDefs			
Base	ARElement , ARObject , CollectableElement , Identifiable , MultilanguageReferrable , PackageableElement , Referrable			
Aggregated by	ARPackage.element			
Attribute	Type	Mult.	Kind	Note
sdgClass	SdgClass	*	aggr	The owned sdgClasses which define the structure of the Sdgs Tags: xml.namePlural=SDG-CLASSES

Table C.86: SdgDef

Primitive	SectionInitializationPolicyType			
Package	M2::AUTOSARTemplates::GenericStructure::GeneralTemplateClasses::PrimitiveTypes			
Note	SectionInitializationPolicyType describes the intended initialization of MemorySections. The following values are standardized in AUTOSAR Methodology: <ul style="list-style-type: none"> • INIT: To be used for (explicitly or not explicitly) initialized variables. • CLEARED: To be used for not explicitly initialized variables. • POWER-ON-CLEARED: To be used for variables that are not explicitly initialized (cleared) during normal start-up. Instead these are cleared only after power on reset. Please note that the values are defined similar to the representation of enumeration types in the XML schema to ensure backward compatibility. Tags: xml.xsd.customType=SECTION-INITIALIZATION-POLICY-TYPE xml.xsd.type=NMTOKEN			

Table C.87: SectionInitializationPolicyType

Class	SenderReceiverInterface			
Package	M2::AUTOSARTemplates::SWComponentTemplate::PortInterface			
Note	A sender/receiver interface declares a number of data elements to be sent and received. Tags: atp.recommendedPackage=PortInterfaces			
Base	ARElement , ARObject , AtpBlueprint , AtpBlueprintable , AtpClassifier , AtpType , CollectableElement , DataInterface , Identifiable , MultilanguageReferrable , PackageableElement , PortInterface , Referrable			
Aggregated by	ARPackage.element			
Attribute	Type	Mult.	Kind	Note
dataElement	VariableDataPrototype	*	aggr	The data elements of this SenderReceiverInterface.
invalidationPolicy	InvalidationPolicy	*	aggr	InvalidationPolicy for a particular dataElement
metaDataItemSet	MetaDataItemSet	*	aggr	This aggregation defines fixed sets of meta-data items associated with dataElements of the enclosing SenderReceiverInterface

Table C.88: SenderReceiverInterface

Class	StructuredReq			
Package	M2::MSR::Documentation::BlockElements::RequirementsTracing			
Note	This represents a structured requirement. This is intended for a case where specific requirements for features are collected. Note that this can be rendered as a labeled list.			
Base	ARObject , DocumentViewSelectable , Identifiable , MultilanguageReferrable , Paginateable , Referrable , Traceable			
Aggregated by	DocumentationBlock.structuredReq			
Attribute	Type	Mult.	Kind	Note
appliesTo	StandardNameEnum	*	attr	This attribute represents the platform the requirement is assigned to. Tags: xml.namePlural=APPLIES-TO-DEPENDENCIES xml.sequenceOffset=25
conflicts	DocumentationBlock	0..1	aggr	This represents an informal specification of conflicts. Tags: xml.sequenceOffset=40
date	DateTime	1	attr	This represents the date when the requirement was initiated. Tags: xml.sequenceOffset=5
dependencies	DocumentationBlock	0..1	aggr	This represents an informal specification of dependencies. Note that upstream tracing should be formalized in the property trace provided by the superclass Traceable. Tags: xml.sequenceOffset=30
description	DocumentationBlock	0..1	aggr	This represents the general description of the requirement. Tags: xml.sequenceOffset=10
importance	String	1	attr	This allows to represent the importance of the requirement. Tags: xml.sequenceOffset=8
issuedBy	String	1	attr	This represents the person, organization or authority which issued the requirement. Tags: xml.sequenceOffset=6





Class	StructuredReq			
rationale	DocumentationBlock	0..1	aggr	This represents the rationale of the requirement. Tags: xml.sequenceOffset=20
remark	DocumentationBlock	0..1	aggr	This represents an informal remark. Note that this is not modeled as annotation, since these remark is still essential part of the requirement. Tags: xml.sequenceOffset=60
supporting Material	DocumentationBlock	0..1	aggr	This represents an informal specification of the supporting material. Tags: xml.sequenceOffset=50
testedItem	Traceable	*	ref	This association represents the ability to trace on the same specification level. This supports for example the of acceptance tests. Tags: xml.sequenceOffset=70
type	String	1	attr	This attribute allows to denote the type of requirement to denote for example is it an "enhancement", "new feature" etc. Tags: xml.sequenceOffset=7
useCase	DocumentationBlock	0..1	aggr	This describes the relevant use cases. Note that formal references to use cases should be done in the trace relation. Tags: xml.sequenceOffset=35

Table C.89: StructuredReq

Class	SwAddrMethod			
Package	M2::MSR::DataDictionary::AuxillaryObjects			
Note	Used to assign a common addressing method, e.g. common memory section, to data or code objects. These objects could actually live in different modules or components. Tags: atp.recommendedPackage=SwAddrMethods			
Base	ARElement , ARObject , AtpBlueprint , AtpBlueprintable , CollectableElement , Identifiable , MultilanguageReferrable , PackageableElement , Referrable			
Aggregated by	ARPackage.element			
Attribute	Type	Mult.	Kind	Note
memory Allocation KeywordPolicy	MemoryAllocation KeywordPolicyType	0..1	attr	Enumeration to specify the name pattern of the Memory Allocation Keyword.
option	Identifier	*	attr	This attribute introduces the ability to specify further intended properties of the MemorySection in with the related objects shall be placed. These properties are handled as to be selected. The intended options are mentioned in the list. In the Memory Mapping configuration, this option list is used to determine an appropriate MemMapAddressing ModeSet.





Class	SwAddrMethod			
section Initialization Policy	SectionInitialization PolicyType	0..1	attr	Specifies the expected initialization of the variables (inclusive those which are implementing VariableData Prototypes). Therefore this is an implementation constraint for initialization code of BSW modules (especially RTE) as well as the start-up code which initializes the memory segment to which the AutosarData Prototypes referring to the SwAddrMethod's are later on mapped. If the attribute is not defined it has the identical semantic as the attribute value "INIT"
sectionType	MemorySectionType	0..1	attr	Defines the type of memory sections which can be associated with this addressing method.

Table C.90: SwAddrMethod

Class	SwBaseType			
Package	M2::MSR::AsamHdo::BaseTypes			
Note	This meta-class represents a base type used within ECU software. Tags: atp.recommendedPackage=BaseTypes			
Base	ARElement , ARObject , AtpBlueprint , AtpBlueprintable , BaseType , CollectableElement , Identifiable , MultilanguageReferrable , PackageableElement , Referrable			
Aggregated by	ARPackage.element			
Attribute	Type	Mult.	Kind	Note
–	–	–	–	–

Table C.91: SwBaseType

Class	SwComponentPrototype			
Package	M2::AUTOSARTemplates::SWComponentTemplate::Composition			
Note	Role of a software component within a composition.			
Base	ARObject , AtpFeature , AtpPrototype , Identifiable , MultilanguageReferrable , Referrable			
Aggregated by	AtpClassifier.atpFeature , CompositionSwComponentType.component			
Attribute	Type	Mult.	Kind	Note
type	SwComponentType	0..1	tref	Type of the instance. Stereotypes: isOfType

Table C.92: SwComponentPrototype

Class	SwComponentType (abstract)			
Package	M2::AUTOSARTemplates::SWComponentTemplate::Components			
Note	Base class for AUTOSAR software components.			
Base	ARElement , ARObject , AtpBlueprint , AtpBlueprintable , AtpClassifier , AtpType , CollectableElement , Identifiable , MultilanguageReferrable , PackageableElement , Referrable			
Subclasses	AtomicSwComponentType , CompositionSwComponentType , ParameterSwComponentType			
Aggregated by	ARPackage.element			
Attribute	Type	Mult.	Kind	Note





Class	SwComponentType (abstract)			
consistency Needs	ConsistencyNeeds	*	aggr	This represents the collection of ConsistencyNeeds owned by the enclosing SwComponentType. Stereotypes: atpSplitable; atpVariation Tags: atp.Splitkey=consistencyNeeds.shortName, consistencyNeeds.variationPoint.shortLabel vh.latestBindingTime=preCompileTime
port	PortPrototype	*	aggr	The PortPrototypes through which this SwComponent Type can communicate. The aggregation of PortPrototype is subject to variability with the purpose to support the conditional existence of PortPrototypes. Stereotypes: atpSplitable; atpVariation Tags: atp.Splitkey=port.shortName, port.variationPoint.shortLabel vh.latestBindingTime=preCompileTime
portGroup	PortGroup	*	aggr	A port group being part of this component. Stereotypes: atpSplitable; atpVariation Tags: atp.Splitkey=portGroup.shortName, portGroup.variationPoint.shortLabel vh.latestBindingTime=preCompileTime
swcMapping Constraint	SwComponentMapping Constraints	*	ref	Reference to constraints that are valid for this Sw ComponentType.
swComponent Documentation	SwComponent Documentation	0..1	aggr	This adds a documentation to the SwComponentType. Stereotypes: atpSplitable; atpVariation Tags: atp.Splitkey=swComponentDocumentation, swComponentDocumentation.variationPoint.shortLabel vh.latestBindingTime=preCompileTime xml.sequenceOffset=-10
unitGroup	UnitGroup	*	ref	This allows for the specification of which UnitGroups are relevant in the context of referencing SwComponentType.

Table C.93: SwComponentType

Class	SwServiceArg			
Package	M2::MSR::DataDictionary::ServiceProcessTask			
Note	Specifies the properties of a data object exchanged during the call of an SwService, e.g. an argument or a return value. The SwServiceArg can also be used in the argument list of a C-macro. For this purpose the category shall be set to "MACRO". A reference to implementationDataType can optional be added if the actual argument has an implementationDataType.			
Base	AObject, Identifiable, MultilanguageReferrable, Referrable			
Aggregated by	BswModuleEntry.argument, BswModuleEntry.returnType			
Attribute	Type	Mult.	Kind	Note





Class	SwServiceArg			
direction	ArgumentDirection Enum	0..1	attr	<p>Specifies the direction of the data transfer. The direction shall indicate the direction of the actual information that is being consumed by the caller and/or the callee, not the direction of formal arguments in C.</p> <p>The attribute is optional for backwards compatibility reasons. For example, if a pointer is used to pass a memory address for the expected result, the direction shall be "out". If a pointer is used to pass a memory address with content to be read by the callee, its direction shall be "in".</p> <p>Tags: xml.sequenceOffset=10</p>
swArraysizes	ValueList	0..1	aggr	<p>This turns the argument of the service to an array.</p> <p>Tags: xml.sequenceOffset=20</p>
swDataDef Props	SwDataDefProps	0..1	aggr	<p>Data properties of this SwServiceArg.</p> <p>Tags: xml.sequenceOffset=30</p>

Table C.94: SwServiceArg

Class	SwcBswMapping			
Package	M2::AUTOSARTemplates::CommonStructure::SwcBswMapping			
Note	<p>Maps an SwcInternalBehavior to an BswInternalBehavior. This is required to coordinate the API generation and the scheduling for AUTOSAR Service Components, ECU Abstraction Components and Complex Driver Components by the RTE and the BSW scheduling mechanisms.</p> <p>Tags: atp.recommendedPackage=SwcBswMappings</p>			
Base	ARElement , ARObject , AtpClassifier , AtpFeature , AtpStructureElement , CollectableElement , Identifiable , MultilanguageReferrable , PackageableElement , Referrable			
Aggregated by	ARPackage.element , AtpClassifier.atpFeature			
Attribute	Type	Mult.	Kind	Note
bswBehavior	BswInternalBehavior	0..1	ref	The mapped BswInternalBehavior
runnable Mapping	SwcBswRunnable Mapping	*	aggr	<p>A mapping between a pair of SWC and BSW runnables.</p> <p>Stereotypes: atpSplittable; atpVariation</p> <p>Tags: atp.Splitkey=runnableMapping, runnableMapping.variationPoint.shortLabel vh.latestBindingTime=preCompileTime</p>
swcBehavior	SwcInternalBehavior	0..1	ref	The mapped SwcInternalBehavior.
synchronized ModeGroup	SwcBswSynchronized ModeGroupPrototype	*	aggr	<p>A pair of SWC and BSW mode group prototypes to be synchronized by the scheduler.</p> <p>Stereotypes: atpSplittable; atpVariation</p> <p>Tags: atp.Splitkey=synchronizedModeGroup, synchronizedModeGroup.variationPoint.shortLabel vh.latestBindingTime=preCompileTime</p>
synchronized Trigger	SwcBswSynchronized Trigger	*	aggr	<p>A pair of SWC and BSW Triggers to be synchronized by the scheduler.</p> <p>Stereotypes: atpSplittable; atpVariation</p> <p>Tags: atp.Splitkey=synchronizedTrigger, synchronizedTrigger.variationPoint.shortLabel vh.latestBindingTime=preCompileTime</p>

Table C.95: SwcBswMapping

Class	SwcInternalBehavior			
Package	M2::AUTOSARTemplates::SWComponentTemplate::SwcInternalBehavior			
Note	The SwcInternalBehavior of an AtomicSwComponentType describes the relevant aspects of the software-component with respect to the RTE, i.e. the RunnableEntities and the RTEEvents they respond to.			
Base	ARObject, AtpClassifier, AtpFeature, AtpStructureElement, Identifiable , InternalBehavior, Multilanguage Referrable , Referrable			
Aggregated by	AtomicSwComponentType.internalBehavior , AtpClassifier.atpFeature			
Attribute	Type	Mult.	Kind	Note
arTypedPerInstanceMemory	VariableDataPrototype	*	aggr	<p>Defines an AUTOSAR typed memory-block that needs to be available for each instance of the SW-component.</p> <p>This is typically only useful if supportsMultipleInstantiation is set to "true" or if the component defines NVRAM access via permanent blocks.</p> <p>The aggregation of arTypedPerInstanceMemory is subject to variability with the purpose to support variability in the software component's implementations. Typically different algorithms in the implementation are requiring different number of memory objects.</p> <p>Stereotypes: atpSplittable; atpVariation Tags: atp.Splitkey=arTypedPerInstanceMemory.shortName, arTypedPerInstanceMemory.variationPoint.shortLabel vh.latestBindingTime=preCompileTime</p>
event	RTEEvent	*	aggr	<p>This is a RTEEvent specified for the particular Swc InternalBehavior.</p> <p>The aggregation of RTEEvent is subject to variability with the purpose to support the conditional existence of RTE events. Note: the number of RTE events might vary due to the conditional existence of PortPrototypes using Data ReceivedEvents or due to different scheduling needs of algorithms.</p> <p>Stereotypes: atpSplittable; atpVariation Tags: atp.Splitkey=event.shortName, event.variationPoint.shortLabel vh.latestBindingTime=preCompileTime</p>
exclusiveAreaPolicy	SwcExclusiveAreaPolicy	*	aggr	<p>Options how to generate the ExclusiveArea related APIs. When no SwcExclusiveAreaPolicy is specified for an ExclusiveArea the default values apply.</p> <p>Stereotypes: atpSplittable; atpVariation Tags: atp.Splitkey=exclusiveAreaPolicy, exclusiveAreaPolicy.variationPoint.shortLabel vh.latestBindingTime=preCompileTime</p>
explicitInterRunnableVariable	VariableDataPrototype	*	aggr	<p>Implement state message semantics for establishing communication among runnables of the same component. The aggregation of explicitInterRunnableVariable is subject to variability with the purpose to support variability in the software components implementations. Typically different algorithms in the implementation are requiring different number of memory objects.</p> <p>Stereotypes: atpSplittable; atpVariation Tags: atp.Splitkey=explicitInterRunnableVariable.shortName, explicitInterRunnableVariable.variationPoint.shortLabel vh.latestBindingTime=preCompileTime</p>





Class	SwcInternalBehavior			
implicitInterRunnableVariable	VariableDataPrototype	*	aggr	<p>Implement state message semantics for establishing communication among runnables of the same component. The aggregation of implicitInterRunnableVariable is subject to variability with the purpose to support variability in the software components implementations. Typically different algorithms in the implementation are requiring different number of memory objects.</p> <p>Stereotypes: atpSplitable; atpVariation Tags: atp.Splitkey=implicitInterRunnableVariable.shortName, implicitInterRunnableVariable.variationPoint.shortLabel vh.latestBindingTime=preCompileTime</p>
includedDataTypeSet	IncludedDataTypeSet	*	aggr	<p>The includedDataTypeSet is used by a software component for its implementation.</p> <p>Stereotypes: atpSplitable Tags: atp.Splitkey=includedDataTypeSet</p>
includedModeDeclarationGroupSet	IncludedModeDeclarationGroupSet	*	aggr	<p>This aggregation represents the included Mode DeclarationGroups</p> <p>Stereotypes: atpSplitable Tags: atp.Splitkey=includedModeDeclarationGroupSet</p>
instantiationDataDefProps	InstantiationDataDefProps	*	aggr	<p>The purpose of this is that within the context of a given SwComponentType some data def properties of individual instantiations can be modified. The aggregation of InstantiationDataDefProps is subject to variability with the purpose to support the conditional existence of Port Prototypes and component local memories like "per InstanceParameter" or "arTypedPerInstanceMemory".</p> <p>Stereotypes: atpSplitable; atpVariation Tags: atp.Splitkey=instantiationDataDefProps, instantiationDataDefProps.variationPoint.shortLabel vh.latestBindingTime=preCompileTime</p>
perInstanceMemory	PerInstanceMemory	*	aggr	<p>Defines a per-instance memory object needed by this software component. The aggregation of PerInstanceMemory is subject to variability with the purpose to support variability in the software components implementations. Typically different algorithms in the implementation are requiring different number of memory objects.</p> <p>Stereotypes: atpSplitable; atpVariation Tags: atp.Splitkey=perInstanceMemory.shortName, perInstanceMemory.variationPoint.shortLabel vh.latestBindingTime=preCompileTime</p>





Class	SwcInternalBehavior			
perInstanceParameter	ParameterDataPrototype	*	aggr	<p>Defines parameter(s) or characteristic value(s) that needs to be available for each instance of the software-component. This is typically only useful if supportsMultipleInstantiation is set to "true". The aggregation of perInstanceParameter is subject to variability with the purpose to support variability in the software components implementations. Typically different algorithms in the implementation are requiring different number of memory objects.</p> <p>Stereotypes: atpSplitable; atpVariation Tags: atp.Splitkey=perInstanceParameter.shortName, perInstanceParameter.variationPoint.shortLabel vh.latestBindingTime=preCompileTime</p>
portAPIOption	PortAPIOption	*	aggr	<p>Options for generating the signature of port-related calls from a runnable to the RTE and vice versa. The aggregation of PortPrototypes is subject to variability with the purpose to support the conditional existence of ports.</p> <p>Stereotypes: atpSplitable; atpVariation Tags: atp.Splitkey=portAPIOption, portAPIOption.variationPoint.shortLabel vh.latestBindingTime=preCompileTime</p>
runnable	RunnableEntity	*	aggr	<p>This is a RunnableEntity specified for the particular Swc InternalBehavior.</p> <p>The aggregation of RunnableEntity is subject to variability with the purpose to support the conditional existence of RunnableEntities. Note: the number of RunnableEntities might vary due to the conditional existence of Port Prototypes using DataReceivedEvents or due to different scheduling needs of algorithms.</p> <p>Stereotypes: atpSplitable; atpVariation Tags: atp.Splitkey=runnable.shortName, runnable.variationPoint.shortLabel vh.latestBindingTime=preCompileTime</p>
serviceDependency	SwcServiceDependency	*	aggr	<p>Defines the requirements on AUTOSAR Services for a particular item.</p> <p>The aggregation of SwcServiceDependency is subject to variability with the purpose to support the conditional existence of ports as well as the conditional existence of ServiceNeeds.</p> <p>The SwcServiceDependency owned by an SwcInternalBehavior can be located in a different physical file in order to support that SwcServiceDependency might be provided in later development steps or even by different expert domain (e.g OBD expert for Obd related Service Needs) tools. Therefore the aggregation is <<atp Splitable>>.</p> <p>Stereotypes: atpSplitable; atpVariation Tags: atp.Splitkey=serviceDependency.shortName, serviceDependency.variationPoint.shortLabel vh.latestBindingTime=preCompileTime</p>





Class	SwcInternalBehavior			
shared Parameter	ParameterData Prototype	*	aggr	Defines parameter(s) or characteristic value(s) shared between SwComponentPrototypes of the same Sw ComponentType The aggregation of sharedParameter is subject to variability with the purpose to support variability in the software components implementations. Typically different algorithms in the implementation are requiring different number of memory objects. Stereotypes: atpSplitable; atpVariation Tags: atp.Splitkey=sharedParameter.shortName, sharedParameter.variationPoint.shortLabel vh.latestBindingTime=preCompileTime
supports Multiple Instantiation	Boolean	0..1	attr	Indicate whether the corresponding software-component can be multiply instantiated on one ECU. In this case the attribute will result in an appropriate component API on programming language level (with or without instance handle).
variationPoint Proxy	VariationPointProxy	*	aggr	Proxy of a variation points in the C/C++ implementation. Stereotypes: atpSplitable Tags: atp.Splitkey=variationPointProxy.shortName

Table C.96: SwcInternalBehavior

Class	TDEventVfbPort (abstract)			
Package	M2::AUTOSARTemplates::CommonStructure::Timing::TimingDescription::TimingDescription Events::TDEventVfb			
Note	A TimingDescriptionEvent occurring on a PortPrototype .			
Base	ARObject , Identifiable , MultilanguageReferrable , Referrable , TDEventVfb , TimingDescription , TimingDescriptionEvent			
Subclasses	TDEventModeDeclaration, TDEventOperation, TDEventTrigger, TDEventVariableDataPrototype			
Aggregated by	TimingExtension.timingDescription			
Attribute	Type	Mult.	Kind	Note
isExternal	Boolean	0..1	attr	This attribute is used to refer to external events that are related to hardware I/O, like physical sensors and actuators, at Virtual Functional Bus (VFB) level.
port	PortPrototype	0..1	ref	port on which the TimingEvent shall apply Tags: atp.Status=obsolete
portPrototype	PortPrototype	0..1	iref	PortPrototype on which the TimingEvent occurs Tags: atp.Status=draft xml.typeElement=true InstanceRef implemented by: PortInCompositionType InstanceRef
portPrototype Blueprint	PortPrototypeBlueprint	0..1	ref	port on which the TimingEvent shall apply (in the context of an AUTOSAR blueprint)

Table C.97: TDEventVfbPort

Class	Traceable (abstract)			
Package	M2::MSR::Documentation::BlockElements::RequirementsTracing			
Note	<p>This meta class represents the ability to be subject to tracing within an AUTOSAR model.</p> <p>Note that it is expected that its subclasses inherit either from MultilanguageReferrable or from Identifiable. Nevertheless it also inherits from MultilanguageReferrable in order to provide a common reference target for all Traceables.</p>			
Base	ARObject, MultilanguageReferrable , Referrable			
Subclasses	StructuredReq , TimingConstraint , TraceableTable , TraceableText			
Attribute	Type	Mult.	Kind	Note
trace	Traceable	*	ref	<p>This association represents the ability to trace to upstream requirements / constraints. This supports for example the bottom up tracing</p> <p>ProjectObjectives <- MainRequirements <- Features <- RequirementSpecs <- BSW/AI</p> <p>Tags: xml.sequenceOffset=20</p>

Table C.98: Traceable

Class	TraceableTable			
Package	M2::MSR::Documentation::BlockElements::RequirementsTracing			
Note	<p>This meta-class represents a table which can be referenced in order to establish requirements tracing. It supports specific kinds of tracing such as requirements / constraints.</p> <p>The following approach applies:</p> <ul style="list-style-type: none"> • shortName: represents the tag for tracing • longName: represents the headline • category: represents the kind of the tagged table 			
Base	ARObject, DocumentViewSelectable , Identifiable , MultilanguageReferrable , Paginateable , Referrable , Traceable			
Aggregated by	TopicContent.traceableTable			
Attribute	Type	Mult.	Kind	Note
table	Table	1	aggr	This represents a table with a traceable table.

Table C.99: TraceableTable

Class	TraceableText			
Package	M2::MSR::Documentation::BlockElements::RequirementsTracing			
Note	<p>Represents a paragraph level text which can be referenced in order to establish tracing. It supports specific tracing of document items as specified in [TPS_STDT_00098].</p> <p>The following approach applies:</p> <ul style="list-style-type: none"> • shortName: represents the tag for tracing • longName: represents the headline • category: represents the kind of the tagged text 			
Base	ARObject, DocumentViewSelectable , Identifiable , MultilanguageReferrable , Paginateable , Referrable , Traceable			
Aggregated by	DocumentationBlock.trace			
Attribute	Type	Mult.	Kind	Note





Class	TraceableText			
text	DocumentationBlock	1	aggr	This represents the text to which the tag applies. Tags: xml.roleElement=false xml.roleWrapperElement=false xml.sequenceOffset=30 xml.typeElement=false xml.typeWrapperElement=false

Table C.100: TraceableText

Class	UnresolvedReferenceRestrictionWithSeverity			
Package	M2::AUTOSARTemplates::CommonStructure::StandardizationTemplate::DataExchangePoint::DataFormatTailoring			
Note	This restriction defines the severity level of unresolved references.			
Base	<i>ARObject</i> , RestrictionWithSeverity			
Aggregated by	ReferenceTailoring.unresolvedReferenceRestriction			
Attribute	Type	Mult.	Kind	Note
–	–	–	–	–

Table C.101: UnresolvedReferenceRestrictionWithSeverity

Class	VariableDataPrototype			
Package	M2::AUTOSARTemplates::SWComponentTemplate::Datatype::DataPrototypes			
Note	A VariableDataPrototype represents a formalized generic piece of information that is typically mutable by the application software layer. VariableDataPrototype is used in various contexts and the specific context gives the otherwise generic VariableDataPrototype a dedicated semantics.			
Base	<i>ARObject</i> , <i>AtpFeature</i> , <i>AtpPrototype</i> , <i>AutosarDataPrototype</i> , <i>DataPrototype</i> , Identifiable , MultilanguageReferrable , Referrable			
Aggregated by	ApplicationInterface.indication, <i>AtpClassifier.atpFeature</i> , BswInternalBehavior.arTypedPerInstanceMemory , BswModuleDescription.providedData , BswModuleDescription.requiredData , BulkNvDataDescriptor.bulkNvBlock, <i>InternalBehavior.staticMemory</i> , NvBlockDescriptor.ramBlock, NvDataInterface.nvData, SenderReceiverInterface.dataElement , ServiceInterface.event, SwcInternalBehavior.arTypedPerInstanceMemory , SwcInternalBehavior.explicitInterRunnableVariable , SwcInternalBehavior.implicitInterRunnableVariable			
Attribute	Type	Mult.	Kind	Note
initValue	ValueSpecification	0..1	aggr	Specifies initial value(s) of the VariableDataPrototype

Table C.102: VariableDataPrototype

Class	VfbTiming			
Package	M2::AUTOSARTemplates::CommonStructure::Timing::TimingExtensions			
Note	A model element used to define timing descriptions and constraints at VFB level. TimingDescriptions aggregated by VfbTiming are restricted to event chains referring to events which are derived from the class TDEventVfb. Tags: atp.recommendedPackage=TimingExtensions			
Base	ARElement , <i>ARObject</i> , AtpBlueprint , AtpBlueprintable , CollectableElement , Identifiable , MultilanguageReferrable , PackageableElement , Referrable , TimingExtension			
Aggregated by	ARPackage.element			
Attribute	Type	Mult.	Kind	Note





<i>Class</i>	VfbTiming			
component	SwComponentType	0..1	ref	This defines the scope of a VfbTiming. All corresponding timing descriptions and constraints shall be defined within this scope.

Table C.103: VfbTiming

D Variation Points in this Template

This chapter contains a table of all model elements stereotyped `<<atpVariation>>` in the meta-model.

Each entry in the table consists of the identification of the model element itself and the applicable value of the tagged value `vh.latestBindingTime`.

<i>Variation Point</i>	<i>Latest Binding Time</i>
BlueprintPolicyList.maxNumberOfElements	blueprintDerivationTime
BlueprintPolicyList.minNumberOfElements	blueprintDerivationTime
ClientServerInterfaceToBswModuleEntryBlueprintMapping.operationMapping	preCompileTime
ClientServerInterfaceToBswModuleEntryBlueprintMapping.portDefinedArgumentBlueprint	preCompileTime
ConsistencyNeedsBlueprintSet.consistencyNeeds	preCompileTime
SwDataDefProps	codeGenerationTime
SwDataDefProps.swValueBlockSize	preCompileTime
SwDataDefProps.swValueBlockSizeMult	preCompileTime
SwTextProps.swMaxTextSize	preCompileTime
ValueList.vf	preCompileTime

Table D.1: Usage of variation points

E Change History

Please note that the lists in this chapter also include constraints and specification items that have been removed from the specification in a later version. These constraints and specification items do not appear as hyperlinks in the document.

E.1 Change History of this document according to AUTOSAR Release R4.3.0

E.1.1 Added Specification Items in 4.3.0

Id	Heading
[TPS_STDT_00083]	Blueprinting ClientServerInterfaceToBswModuleEntry-BlueprintMapping
[TPS_STDT_00084]	ClientServerOperationBlueprintMapping predetermines the implementation of an ClientServerOperation
[TPS_STDT_00085]	Compatibility of longName , desc and introduction of blueprint and blueprinted element
[TPS_STDT_00086]	Specify a name pattern in blueprints
[TPS_STDT_00087]	Derived objects may have more attributes than the blueprints
[TPS_STDT_00088]	Representation of constraint items in AUTOSAR non template documents
[TPS_STDT_00089]	Identifying specification items which are constraints in AUTOSAR non template documents
[TPS_STDT_00090]	Blueprinting BswEntryRelationshipSet
[TPS_STDT_00091]	Blueprinting BswEntryRelationshipSet
[TPS_STDT_00100]	Motivation of Description of Data Exchange Points
[TPS_STDT_00101]	Compatibility of ConcreteClassTailorings
[TPS_STDT_00102]	Referencing AUTOSAR Specification Elements via shortName
[TPS_STDT_00103]	Referencing AUTOSAR Specification Elements via alternativeName
[TPS_STDT_00104]	Referencing Custom Specification Elements
[TPS_STDT_00105]	Serialized Profile
[TPS_STDT_00106]	Effective Profile
[TPS_STDT_00107]	Validation Semantics of global ConcreteClassTailoring.multiplicityRestriction with validationRoot==true
[TPS_STDT_00108]	Validation Semantics of global ConcreteClassTailoring.multiplicityRestriction with validationRoot==false
[TPS_STDT_00109]	AUTOSAR Standardized Concrete Meta-Classes
[TPS_STDT_00110]	Identification of Potential Interoperability Issues
[TPS_STDT_00111]	AUTOSAR Standardized Constraints
[TPS_STDT_00112]	Validation Semantics of ClassTailoring.multiplicityRestriction in the context of AggregationTailoring.typeTailoring
[TPS_STDT_00113]	Validation Semantics of AbstractClassTailoring.multiplicityRestriction
[TPS_STDT_00114]	MultiplicityRestrictionWithSeverity in the context of ClassTailoring vs. AggregationTailoring/ReferenceTailoring
[TPS_STDT_00115]	Analysis of Tool Compatibility
[TPS_STDT_00116]	Limitation of Analysis of Profile of Data Exchange Points
[TPS_STDT_00117]	Agreed Profile of Data Exchange Point
[TPS_STDT_00118]	Compliance with Profile of Data Exchange Point

[TPS_STDT_00119]	Validation Semantics of ClassTailoring.multiplicityRestriction in the context of ReferenceTailoring.typeTailoring
[TPS_STDT_00120]	Purpose of DataExchangePoint
[TPS_STDT_00121]	High-level Overview Description of DataExchangePoint
[TPS_STDT_00122]	Purpose of Baseline
[TPS_STDT_00123]	Guidance on how to specify SpecificationDocumentScope and DocumentElementScope
[TPS_STDT_00124]	Purpose of SpecElementScope
[TPS_STDT_00125]	Trigger for Evaluation of Constraints
[TPS_STDT_00126]	Definition: Data Format Elements
[TPS_STDT_00127]	Validation Environment
[TPS_STDT_00128]	Compatibility of SpecificationDocumentScopes
[TPS_STDT_00129]	Semantics of DataFormatElementScope with <code>inScope==true</code>
[TPS_STDT_00130]	Navigation strategy for validation
[TPS_STDT_00131]	Compatibility of AggregationTailoring
[TPS_STDT_00132]	Purpose of SdgTailoring
[TPS_STDT_00133]	Compatibility of ReferenceTailoring
[TPS_STDT_00134]	Compatibility of PrimitiveAttributeTailoring
[TPS_STDT_00135]	Compatibility of ClassContentConditional
[TPS_STDT_00136]	Compatibility of AttributeTailoring
[TPS_STDT_00138]	Purpose of ReferenceTailoring
[TPS_STDT_00139]	AUTOSAR Standardized References of Meta-Class
[TPS_STDT_00140]	Purpose of AggregationTailoring
[TPS_STDT_00141]	AUTOSAR Standardized Aggregations of Meta-Class
[TPS_STDT_00142]	Purpose of PrimitiveAttributeTailoring
[TPS_STDT_00143]	AUTOSAR Standardized Primitive Attributes of Meta-Class
[TPS_STDT_00144]	Purpose of AttributeTailoring
[TPS_STDT_00145]	Purpose of ClassTailoring
[TPS_STDT_00146]	AUTOSAR Standardized Abstract Meta-Classes
[TPS_STDT_00147]	Purpose of ConstraintTailoring
[TPS_STDT_00156]	Purpose of SpecificationScope
[TPS_STDT_00157]	Purpose of DataFormatTailoring
[TPS_STDT_00159]	Semantics of Attribute that is in Scope
[TPS_STDT_00160]	Compatibility of DocumentElementScopes
[TPS_STDT_00163]	Validation Semantics of ConcreteClassTailoring
[TPS_STDT_00164]	Semantics of a Constraint that is out of Scope
[TPS_STDT_00165]	Semantics of Constraint that is in Scope
[TPS_STDT_00167]	Semantics of SdgTailoring that is in scope
[TPS_STDT_00168]	Share documentation of Rationale
[TPS_STDT_00169]	Handling of unresolved references
[TPS_STDT_00170]	Local documentation of Rationale
[TPS_STDT_00172]	Purpose of RestrictionWithSeverity
[TPS_STDT_00173]	Purpose of ValueRestrictionWithSeverity
[TPS_STDT_00174]	Purpose of MultiplicityRestrictionWithSeverity
[TPS_STDT_00175]	Purpose of VariationRestrictionWithSeverity
[TPS_STDT_00176]	Context specific Tailoring
[TPS_STDT_00177]	Global ClassTailoring
[TPS_STDT_00178]	Role Specific ClassTailoring
[TPS_STDT_00179]	Conditional ClassTailoring
[TPS_STDT_00180]	Invariant Content Model
[TPS_STDT_00181]	Conditional Content Model
[TPS_STDT_00182]	Validation Semantics of AbstractClassTailoring
[TPS_STDT_00183]	Compatibility of Baselines

[TPS_STDT_00186]	Scope and Restrictions of Data Format Elements
[TPS_STDT_00187]	Purpose of DocumentElementScope
[TPS_STDT_00188]	Purpose of SpecificationDocumentScope
[TPS_STDT_00190]	Default Scope of concrete Meta Classes
[TPS_STDT_00191]	Purpose of Baseline Profile of Data Exchange Point
[TPS_STDT_00192]	Default Scope of AUTOSAR Specifications
[TPS_STDT_00193]	Default Scope of AUTOSAR Specification Elements
[TPS_STDT_00195]	Default Scope of Meta Attributes
[TPS_STDT_00196]	Default Validation Root of concrete Meta Classes
[TPS_STDT_00197]	Default multiplicityRestriction of Meta Classes
[TPS_STDT_00198]	Default multiplicityRestriction of Meta Attributes
[TPS_STDT_00199]	Default variationRestriction of Meta Attributes
[TPS_STDT_00200]	Default variationRestriction of Meta Classes
[TPS_STDT_00201]	Compatibility of VariationRestrictionWithSeverity.variation
[TPS_STDT_00202]	Compatibility of VariationRestrictionWithSeverity.validBindingTime
[TPS_STDT_00203]	Default PrimitiveAttributeTailoring.valueRestriction
[TPS_STDT_00204]	Default PrimitiveAttributeTailoring.defaultValueHandling
[TPS_STDT_00205]	Compatibility of ValueRestrictionWithSeverity
[TPS_STDT_00206]	Compatibility of UnresolvedReferenceRestrictionWithSeverity
[TPS_STDT_00207]	Default ReferenceTailoring.unresolvedReferenceRestriction
[TPS_STDT_00208]	Compatibility of ConstraintTailorings
[TPS_STDT_00209]	Compatibility of SdgTailorings
[TPS_STDT_00210]	Compatibility of MultiplicityRestrictionWithSeverity

Table E.1: Added Traceables in 4.3.0

E.1.2 Changed Specification Items in 4.3.0

Id	Heading
[TPS_STDT_00003]	Applying namePattern
[TPS_STDT_00005]	Compliance with Blueprints
[TPS_STDT_00029]	Representation of test items in AUTOSAR documents
[TPS_STDT_00042]	namePattern for shortNames of TraceableText in Standardization Documents
[TPS_STDT_00044]	Transferring VariationPoint
[TPS_STDT_00050]	namePattern for AUTOSAR delivered Files
[TPS_STDT_00055]	General Syntax for Name Patterns
[TPS_STDT_00069]	Attributes of Keyword
[TPS_STDT_00077]	Blueprinting KeywordSet
[TPS_STDT_00078]	Representation of requirements in AUTOSAR documents
[TPS_STDT_00080]	Representation of specification items in AUTOSAR documents
[TPS_STDT_00081]	Representation of constraint items in AUTOSAR template documents

Table E.2: Changed Traceables in 4.3.0

E.1.3 Deleted Specification Items in 4.3.0

none

E.1.4 Added Constraints in 4.3.0

Id	Heading
[constr_2597]	<code>ClientServerOperationBlueprintMapping</code> constrains number of arguments
[constr_2598]	<code>ClientServerOperationBlueprintMapping</code> constrains the types of arguments
[constr_2603]	Use of "applies to" in context of the specification level
[constr_2604]	Allowed uptraces in context of "applies to" values
[constr_2608]	Custom extensions shall be part of the <code>Documentation</code> that is referenced by the <code>Baseline</code>
[constr_2609]	Single revision per AUTOSAR standard
[constr_2610]	No <code>alternativeName</code> if matching via <code>shortName</code>
[constr_2611]	Referenced AUTOSAR Specification Elements shall be part of the AUTOSAR Specification <code>Baseline</code>
[constr_2612]	<code>shortName</code> of <code>ConcreteClassTailoring</code> shall match the name of an AUTOSAR specified concrete meta-class
[constr_2613]	<code>shortName</code> of <code>AbstractClassTailoring</code> shall match the name of an AUTOSAR specified abstract meta-class
[constr_2614]	<code>PrimitiveAttributeCondition.attribute</code> shall reference invariant owned <code>PrimitiveAttributeTailoring</code> , only
[constr_2615]	<code>AggregationCondition.aggregation</code> shall reference invariant owned <code>AggregationTailoring</code> , only
[constr_2616]	<code>ReferenceCondition.reference</code> shall reference invariant owned <code>ReferenceTailoring</code> , only
[constr_2617]	<code>ClassTailoring.variationRestriction</code> only applicable for «atpVariation» classes
[constr_2618]	<code>ShortName</code> of <code>AttributeTailoring</code> shall match owned or inherited attributes
[constr_2619]	No <code>AttributeTailoring</code> for <code>Derived</code> or <code>Abstract</code> Attributes
[constr_2620]	<code>shortName</code> of <code>PrimitiveAttributeTailoring</code> shall be a primitive attribute in the referenced <code>Baseline</code>
[constr_2621]	The <code>shortName</code> of <code>AggregationTailoring</code> shall match the name of an AUTOSAR specified aggregation of the meta-class
[constr_2622]	The <code>shortName</code> of <code>ReferenceTailoring</code> shall match the name of an AUTOSAR specified reference of the meta-class
[constr_2623]	Referenced <code>SdgClass</code> shall be part of a <code>SdgDef</code> that is referenced by the <code>Baseline</code>
[constr_2624]	<code>AttributeTailoring.variationRestriction</code> only applicable for «atpVariation» attributes

Table E.3: Added Constraints in 4.3.0

E.1.5 Changed Constraints in 4.3.0

Id	Heading
[constr_2546]	References in derived model elements
[constr_2553]	<code>shortName</code> shall follow the pattern defined in the <code>Blueprint</code>

Table E.4: Changed Constraints in 4.3.0

E.1.6 Deleted Constraints in 4.3.0

Id	Heading
----	---------

[constr_2542]	Compatibility of <code>longName</code> , <code>desc</code> and <code>introduction</code> of blueprint and blueprinted element
[constr_2543]	Specify a name pattern in blueprints
[constr_2555]	Derived objects may have more attributes than the blueprints

Table E.5: Deleted Constraints in 4.3.0

E.2 Change History of this document according to AUTOSAR Release R4.3.1

E.2.1 Added Specification Items in 4.3.1

none

E.2.2 Changed Specification Items in 4.3.1

none

E.2.3 Deleted Specification Items in 4.3.1

none

E.2.4 Added Constraints in 4.3.1

none

E.2.5 Changed Constraints in 4.3.1

none

E.2.6 Deleted Constraints in 4.3.1

none

E.3 Change History of this document according to AUTOSAR Release R4.4.0

E.3.1 Added Specification Items in 4.4.0

Number	Heading
[TPS_STDT_00092]	Return values of the BlueprintFormula .ecuc query
[TPS_STDT_00211]	Specification of the AUTOSAR Standards that are part of the Baseline

Table E.6: Added Specification Items in 4.4.0

E.3.2 Changed Specification Items in 4.4.0

Number	Heading
[TPS_STDT_00006]	Applying Expression Pattern
[TPS_STDT_00021]	Specialization of BlueprintFormula
[TPS_STDT_00045]	Transferring Objects in General
[TPS_STDT_00047]	Ignore Blueprint Attributes in Non Blueprints
[TPS_STDT_00086]	Specify a name pattern or a blueprint value in blueprints

Table E.7: Changed Specification Items in 4.4.0

E.3.3 Deleted Specification Items in 4.4.0

none

E.3.4 Added Constraints in 4.4.0

Number	Heading
[constr_2625]	Allowed uptraces wrt. life cycles

Table E.8: Added Constraints in 4.4.0

E.3.5 Changed Constraints in 4.4.0

Number	Heading
[constr_2553]	<code>shortName</code> shall follow the pattern defined in the Blueprint
[constr_2554]	Derived objects shall match the blueprints
[constr_2569]	Purely Blueprint Motivated <code>VariationPoints</code>

Table E.9: Changed Constraints in 4.4.0

E.3.6 Deleted Constraints in 4.4.0

none

E.4 Change History of this document according to AUTOSAR Release R19-11

E.4.1 Added Specification Items in 19-11

none

E.4.2 Changed Specification Items in 19-11

Number	Heading
[TPS_STDT_00006]	Applying Expression Pattern
[TPS_STDT_00021]	Specialization of <code>BlueprintFormula</code>
[TPS_STDT_00028]	Resolving <code>VariationPoint</code> in Blueprints
[TPS_STDT_00030]	Blueprint of <code>VariationPoint</code>
[TPS_STDT_00044]	Transferring <code>VariationPoint</code>
[TPS_STDT_00046]	Configuration dependent properties
[TPS_STDT_00048]	Express Decisions when Deriving Objects

Table E.10: Changed Specification Items in 19-11

E.4.3 Deleted Specification Items in 19-11

none

E.4.4 Added Constraints in 19-11

none

E.4.5 Changed Constraints in 19-11

Number	Heading
[constr_2556]	No Blueprint Motivated VariationPoints in AUTOSAR Descriptions
[constr_2569]	Purely Blueprint Motivated VariationPoints

Table E.11: Changed Constraints in 19-11

E.4.6 Deleted Constraints in 19-11

none

E.5 Change History of this document according to AUTOSAR Release R20-11

E.5.1 Added Specification Items in R20-11

none

E.5.2 Changed Specification Items in R20-11

none

E.5.3 Deleted Specification Items in R20-11

none

E.5.4 Added Constraints in R20-11

none

E.5.5 Changed Constraints in R20-11

Number	Heading
[constr_2540]	Tagged text category

Table E.12: Changed Constraints in R20-11

E.5.6 Deleted Constraints in R20-11

none

E.6 Change History of this document according to AUTOSAR Release R21-11

E.6.1 Added Specification Items in R21-11

none

E.6.2 Changed Specification Items in R21-11

Number	Heading
[TPS_STDT_00014]	Blueprinting BswModuleEntry
[TPS_STDT_00027]	Blueprinting BswModuleDescription
[TPS_STDT_00064]	Applied Life Cycle Information Sets on AUTOSAR provided Models (M1)
[TPS_STDT_00081]	Representation of constraint items in AUTOSAR template documents
[TPS_STDT_00090]	Blueprinting BswEntryRelationshipSet
[TPS_STDT_00091]	Blueprinting BswEntryRelationshipSet
[TPS_STDT_00092]	Return values of the BlueprintFormula.ecuc query
[TPS_STDT_00107]	Validation Semantics of global ConcreteClassTailoring.multiplicityRestriction with <code>validationRoot==true</code>
[TPS_STDT_00115]	Analysis of Tool Compatibility
[TPS_STDT_00157]	Purpose of DataFormatTailoring

Table E.13: Changed Specification Items in R21-11

E.6.3 Deleted Specification Items in R21-11

none

E.6.4 Added Constraints in R21-11

none

E.6.5 Changed Constraints in R21-11

none

E.6.6 Deleted Constraints in R21-11

none

E.7 Change History of this document according to AUTOSAR Release R22-11

E.7.1 Added Specification Items in R22-11

Number	Heading
[TPS_STDT_00093]	Representation of advisory items in AUTOSAR template documents
[TPS_STDT_00094]	Sentence pattern

Table E.14: Added Specification Items in R22-11

E.7.2 Changed Specification Items in R22-11

Number	Heading
[TPS_STDT_00042]	namePattern for <code>shortNames</code> of <code>TraceableText</code> in Standardization Documents
[TPS_STDT_00050]	namePattern for AUTOSAR delivered Files
[TPS_STDT_00078]	Representation of requirements in AUTOSAR documents

Table E.15: Changed Specification Items in R22-11

E.7.3 Deleted Specification Items in R22-11

none

E.7.4 Added Constraints in R22-11

none

E.7.5 Changed Constraints in R22-11

none

E.7.6 Deleted Constraints in R22-11

none

E.8 Change History of this document according to AUTOSAR Release R23-11

E.8.1 Added Specification Items in R23-11

Number	Heading
[TPS_STDT_00095]	Semantics of an ImpositionTime
[TPS_STDT_00096]	Application of an ImpositionTime
[TPS_STDT_00097]	Semantics of an unspecified ImpositionTime

Table E.16: Added Specification Items in R23-11

E.8.2 Changed Specification Items in R23-11

Number	Heading
[TPS_STDT_00021]	Specialization of BlueprintFormula
[TPS_STDT_00042]	namePattern for shortNames of TraceableText in Standardization Documents
[TPS_STDT_00081]	Representation of constraint items in AUTOSAR template documents
[TPS_STDT_00089]	Identifying specification items which are constraints in AUTOSAR ASWS/SWS/PRS documents
[TPS_STDT_00092]	Return values of the BlueprintFormula.ecuc query
[TPS_STDT_00198]	Default multiplicityRestriction of Meta-Attributes (when not explicitly specified)





Number	Heading
[TPS_STDT_00203]	Default <code>PrimitiveAttributeTailoring.valueRestriction</code> (when not explicitly specified)

Table E.17: Changed Specification Items in R23-11

E.8.3 Deleted Specification Items in R23-11

Number	Heading
[TPS_STDT_00111]	AUTOSAR Standardized Constraints

Table E.18: Deleted Specification Items in R23-11

E.8.4 Added Constraints in R23-11

none

E.8.5 Changed Constraints in R23-11

Number	Heading
[constr_2540]	Tagged text category

Table E.19: Changed Constraints in R23-11

E.8.6 Deleted Constraints in R23-11

Number	Heading
[constr_2564]	<code>VariationPoint</code> in Blueprints of <code>PackageableElement</code>

Table E.20: Deleted Constraints in R23-11

E.9 Change History of this document according to AUTOSAR Release R24-11

E.9.1 Added Specification Items in R24-11

Number	Heading
[TPS_STDT_00098]	Standardized categorys of TraceableText and TraceableTable

Table E.21: Added Specification Items in R24-11

E.9.2 Changed Specification Items in R24-11

Number	Heading
[TPS_STDT_00042]	namePattern for shortNames of TraceableText in Standardization Documents
[TPS_STDT_00050]	Standardized naming convention for released AUTOSAR files
[TPS_STDT_00078]	Representation of requirements in AUTOSAR documents

Table E.22: Changed Specification Items in R24-11

E.9.3 Deleted Specification Items in R24-11

Number	Heading
[TPS_STDT_00029]	Representation of test items in AUTOSAR documents
[TPS_STDT_00059]	TraceableText

Table E.23: Deleted Specification Items in R24-11

E.9.4 Added Constraints in R24-11

none

E.9.5 Changed Constraints in R24-11

none

E.9.6 Deleted Constraints in R24-11

Number	Heading
[constr_2540]	Tagged text category

Table E.24: Deleted Constraints in R24-11